GUADALUPE-BLANCO RIVER AUTHORITY

WORK PLAN AND BUDGET

Fiscal Year Ending August 31, 2011

GBRA

Seguin, Texas

Guadalupe-Blanco River Authority

Organized to Protect, Conserve, Reclaim and Steward…

Our Vision

The Guadalupe-Blanco River Authority is a widely recognized leader in managing water resources that benefit both people and the environment.

Our Values

- *GBRA shall respect its co-workers, customers and the natural resources it manages.*
- *GBRA shall demonstrate in its conduct trustworthiness, honesty and the highest integrity.*
- *GBRA shall exhibit dedication, conviction and courage in following its mission and values.*
- *GBRA employees shall exhibit loyalty to each other, our organization and constituents.*
- *Teamwork, teamwork, teamwork!*

GOVERNMENT FINANCE OFFICERS ASSOCIATION

Distinguished Budget Presentation Award

PRESENTED TO

Guadalupe-Blanco River Authority

Texas

For the Fiscal Year Beginning

September 1, 2009

President

Executive Director

The Government Finance Officers Association of the United States and Canada (GFOA) presented a Distinguished Budget Presentation Award to the Guadalupe-Blanco River Authority, Texas for its annual budget for the fiscal year beginning September 1, 2008. In order to receive this award, a governmental unit must publish a budget document that meets program criteria as a policy document, as an operations guide, as a financial plan and as a communications device.

The award is valid for a period of one year only. We believe our current budget continues to conform to program requirements, and we are submitting it to GFOA to determine its eligibility for another award.

GUADALUPE-BLANCO RIVER AUTHORITY

WORK PLANS AND BUDGETS

Fiscal Year Ending August 31, 2011

DIRECTORS

T. L. Walker
Chairman
Grace G. Kunde
Vice-Chair
Oscar H. Fogle
Secretary-Treasurer
Arlene N. Marshall
Myrna P. McLeroy
Frank J. Pagel
James L. Powers
Michael D. Schultz
Clifton L. Thomas, Jr.

EXECUTIVE STAFF

W. E. West, Jr.
General Manager
James Murphy
Executive Manager of Water Resources & Utility Operations
Alvin Schuerg
Executive Manager of Finance and Administration
Todd Votteler
Executive Manager of Intergovernmental Relations & Policy
Bruce Wasinger
General Counsel
David Welsch
Executive Manager of Business Development & Resource Management

MANAGEMENT STAFF

Gary Asbury
Manager of Project Engineering
Barbara Gunn
Human Resources Manager
Thomas Hill
Chief Engineer
Debbie Magin
Director of Water Quality Services
Tommie S. Rhoad
Customer Representative & Economic Development Manager
Bryan Serold
Operations Manager – Lower Basin
John Smith
Operations Manager – Upper Basin
LaMarriol Smith
Manager of Communication & Education

Table of Contents

Vision and Values ..... Inside Cover

General & Statistical Summary

Program Narrative 1-15
Mission Statement 16
Strategic Objectives 17-21
Map of River Basin 22
Statistical Data 23
General Information 24
GBRA Operational Chart 25
GBRA District Demographics 26-27
GBRA Community Involvement 28
Dedication to Customers 29
List of Principal Customers 30
Operating Statistics 31-32
Budget Process Overview 33
Budget Calendar 34

Staffing Summary

GBRA Organizational Chart 35
Organizational Leaders 36
Staffing Summary and Graph 37-38
Authorized Spending Levels - Budgeted Purchases 39
Authorized Spending Levels - Non-Budgeted Purchases 40
Staffing and Compensation Tables 41-48

Financial Summary

Financial Summary 49-52
Financial Trend Graph 53
Interfund Trend Data and Graph 54
Types of Operating Systems 55
Historical Operating Revenue Graphs 56-58
Historical Operating Expense Graphs 59
Rates and Rate Structures 60-68
Debt Information 69-70
Debt Obligations and Debt Amortization Schedules 71-80

Capital Improvements Summary

Capital Improvements 81-112
Deferred Items 113-114

Consolidated Funds — Section A

Organizational Goals 1-2
Financial Detail 3-49

General Division — Section B

Introduction 1
Organizational Chart 2
Staffing Summary 3
Division Objectives 4-14
Financial Detail 15-25

Guadalupe Valley Hydroelectric Division — Section C

Introduction..... 1-2
Organizational Chart 3
Staffing Summary 4
Division Objectives 5-6
Financial Detail 7-21

Rural Utilities Division — Section D

Introduction 1
Organizational Chart 2
Staffing Summary 3
Division Objectives 4-12
Financial Detail 13-80
Division Level Consolidation 81-94

Water Resources Division **Section E**

Introduction 1-5
Organizational Chart 6
Staffing Summary 7
Division Objectives 8-16
Financial Detail 17-88
Division Level Consolidation 89-122

Western Canyon Division **Section F**

Introduction 1
Organizational Chart 2
Staffing Summary 3
Division Objectives 4-12
Financial Detail 13-51
Division Level Consolidation 52-61

Port Lavaca Water Treatment Plant Division **Section G**

Introduction 1-2
Organizational Chart 3
Staffing Summary 4
Division Objectives 5-6
Financial Detail 7-20

Calhoun County Rural Water Supply Division **Section H**

Introduction 1
Organizational Chart 2
Staffing Summary 3
Division Objectives 4-8
Financial Detail 9-20

Victoria Regional Wastewater Reclamation Division — Section I

Introduction 1
Organizational Chart 2
Staffing Summary 3
Division Objectives 4-10
Financial Detail 11-20

Coleto Creek Division — Section J

Introduction 1-2
Organizational Chart 4
Staffing Summary 5
Division Objectives 6-10
Financial Detail 11-28
Division Level Consolidation 29-37

Luling Water Treatment Plant Division — Section K

Introduction 1-2
Organizational Chart 3
Staffing Summary 4
Division Objectives 5-6
Financial Detail 7-19

Canyon Hydroelectric Division — Section L

Introduction 1
Organizational Chart 2
Staffing Summary 3
Division Objectives 4-8
Financial Detail 9-17

Lockhart Division **Section M**

Introduction 1-2
Organizational Chart 4
Staffing Summary 5
Division Objectives 6-10
Financial Detail 11-26
Division Level Consolidation 27-37

Glossary ..... Section N, 1-8
Index ..... Section O, 1-6

Guadalupe-Blanco River Authority
WORK PLAN AND BUDGET
PROGRAM NARRATIVE

The Mission of the Guadalupe-Blanco River Authority is to "protect, conserve, reclaim, and steward the resources of the district and provide leadership in regional cooperation in order to enhance quality of life for those we serve." This is a very broad and encompassing mission statement but necessarily so given GBRA's legislative mandates and constituent demands. The breadth of this mission requires that GBRA continually reassess its programs, operations, and organizational focus through sound strategic planning. GBRA's Board of Directors and staff members spent a considerable amount of time during past years reviewing the strategic plan and formulating strategic goals, priorities and updates as necessary. In developing the FY 2011 Work Plan and Budget that follows, GBRA strives to enact the strategic plan and assure that all GBRA operations and programs are relevant, valued, and cost effective for our constituents. Throughout FY 2010 and as we approach FY 2011, GBRA's employees have worked to implement the mission statement, accomplish strategic goals, and provide needed services to our customers. Some of these activities that will continue into FY 2011 include:

1. The staff has been actively involved in the activities and policy development processes of the Edwards Aquifer Authority (EAA). A very integral part of the EAA policy development process that kicked-off during FY 2008 and will continue during the next fiscal year is a process known as a "Recovery Implementation Plan" (RIP). The RIP will be developed by several stake holders of the Edwards Aquifer under the auspices of the U.S. Fish and Wildlife Department to insure the viability of endangered species that live in and around Comal and San Marcos Springs.
2. The staff has also been very involved in the discussion and development of the State of Texas water planning process known as Senate Bill One (SB1). The SB1 work has resulted in the Texas State Water Plan and periodic updates to the Plan. The GBRA staff also projects that considerable time will be expended in FY 2011 on SB2 related to In-Stream Flow requirements and on SB3 related to Environmental Flow Requirements for bay and estuaries.
3. The staff and employees have worked to assist communities and entities in the district to meet long-term water needs. In recent years, this water supply focus has been in the upper portion of the river basin, however the GBRA staff has also started working with water purveyors and developers in the lower basin as development along the Texas Gulf Coast has accelerated.
4. GBRA will continue to reserve water for the Exelon Generation Company LLC related to the supply cooling water for a potential new nuclear power plant in the Victoria County area of GBRA's District and the staff along with Exelon will monitor the federal loan guarantee program for nuclear development in order to determine if a long-term water supply agreement should be developed..
5. The staff and employees have established a continuing, cooperative agreement with the National Weather Service and have implemented a basin-wide communication network to

monitor rainfall and stream flow while increasing public information. This network was particularly beneficial during the Guadalupe River Basin floods of 1998, 2002, 2004 and 2010.

6. Working in conjunction with several other agencies, GBRA has been deeply involved in water quality studies and related issues, including continued participation in the Clean Rivers Program and watershed protection programs for Plum and Geronimo Creeks.
7. GBRA has expanded its public communication and outreach related to conservation, water supply, wastewater treatment, water conservation, and legislative affairs. This expanded communication program has included water education programs at the elementary and middle school levels.
8. The staff has implemented water, wastewater and electric rate increases when appropriate to fund new and existing operations and to assure financial stability. Probably the most important of these is the periodic changes to GBRA's contract rate for firm, committed water. This rate is projected to increase to $110.00 per acre-foot during FY 2011. While some of GBRA's rates and fees are budgeted to remain the same or actually decrease in FY 2011, GBRA did adopt a significant rate increase in July 2010 for its Guadalupe Valley Hydroelectric Division which will provide a 40% increase in Division revenue during FY 2011. This rate increase was agreed to by the Division's sole customer, the Guadalupe Valley Electric Cooperative, in recognition of the five year period in which the prior rate was held constant and the fact that significant system repairs, replacements and improvements must be undertaken during the next five years.
9. GBRA's experience and technical expertise has resulted in a number of water supply and treatment projects in the last few years approximating 35 MGD for residents of Hays, Comal, Caldwell and Kendall counties. These include the 10 MGD Western Canyon Regional Water Supply Project in Comal and Kendall counties and the 25 MGD Regional Raw Water Supply Project in Guadalupe and Hays counties. During FY 2011, the GBRA staff will continue to work with the customers of the Western Canyon Project to determine the optimum time to expand the project from 10 MGD up to 15 MGD. Also during 2011, GBRA will complete operational upgrades to the Regional Raw Water Supply Project which should allow the delivery of the project's stated capacity of 25 MGD.
10. During FY 2011, the GBRA staff will also spend a substantial amount of time and effort analyzing potential additional water supply projects. While a project may still be a couple of years away from actual construction, the importance and magnitude of an additional water supply requires that GBRA continue the FY 2010 programs into FY 2011 related to water quantity, water quality, and cost effectiveness of the various alternatives.
11. GBRA's public communication within the district and with the State legislature has been strengthened. During FY 2011, GBRA will continue its commitment to provide constituents throughout the basin with timely information about GBRA's activities.
12. Closely related to public communication and the ability to meet the demands of the District is GBRA's relationship with its customers and constituents. Recognizing this need, GBRA established an Economic Development and Customer Service Department during FY 2003. In the coming year and the years that follow, this department will seek to continue understanding the water and wastewater needs of GBRA's customers and the

broader District, facilitate GBRA's assistance with meeting those needs, and at the same time provide assistance for sound economic development in the District.

GBRA employees have developed the accompanying Work Plan and Budget to continue the activities listed above as well as fulfill GBRA's broader mission. The development of the Work Plan and Budget began in February 2010. GBRA's employees began the planning process by developing a list of projects that advance or implement the Strategic Goals and Priorities within the mission. During the months that followed, GBRA's employees focused on refining and prioritizing the Work Plan and Budget to insure that it is efficient, economically feasible, and to the extent possible, avoids the need to increase customer fees during the current economic crisis. Finally in preparing this budget document, additional emphasis was placed on insuring that the Work Plan was written in such a way that it could be effectively communicated to all of GBRA's employees, customers and constituents.

The adoption of the accompanying Work Plan and Budget by GBRA's Board of Directors on August 18, 2010, culminates the development phase and begins the implementation phase. Successful implementation of the Plan throughout the fiscal year will be a responsibility shared by every GBRA employee.

The purpose of the remaining portions of this narrative is to communicate the areas of emphasis within the Work Plan by:

I. Restating the current Mission, Goals and Strategic Priorities of GBRA, as developed by the Board of Directors and employees;

II. Stating policies and goals that address long-term concerns and issues, and guide the development of the budget.

III. Describing the organizational structure and staff required to implement the Goals and Objectives;

IV. Describing the most important elements of the Work Plan and how these relate to the implementation of the Goals and Objectives;

V. Describing the format used for each of the operating budgets;

VI. Listing demographic data related to GBRA's district as well as GBRA financial data related to major revenues, expenditures, and trends; and

VII. Summarizing the existing and proposed rates used in the Work Plan and Budget for each of GBRA's operating divisions.

I. HISTORICAL REVIEW

The Texas Legislature created the Guadalupe-Blanco River Authority in 1935 as a political subdivision of the State of Texas to develop, conserve and protect the water resources of the Guadalupe River Basin and make them available for beneficial use. During the 1930's and 1940's, GBRA submitted applications to the Public Works Administration that laid the groundwork for the eventual construction of Canyon Dam and Reservoir. GBRA also adopted during these decades a soil and water conservation program and explored the potential for hydroelectric development using natural flows of the Guadalupe River. Following the drought and floods of the 1950's, GBRA supported a statewide Water Resource Development and Conservation Plan, agreed to serve as local sponsor for the Canyon Reservoir project and proposed construction of additional reservoirs in the basin to provide water for future growth. In the 1960's, GBRA implemented water quality studies in the Guadalupe River Basin and extended this commitment to water protection by directly assisting communities in the planning and operation of water treatment and wastewater treatment facilities. GBRA also acquired the Calhoun Canal System and water rights in the lower basin, built the Lower Guadalupe Diversion Dam and Salt Water Barrier, and purchased six small hydroelectric dams and powerhouses in Guadalupe and Gonzales Counties. In the 1970's, GBRA contracted with the City of Victoria to operate its Regional Wastewater Reclamation System, created the GBRA Rural Utilities Division, and constructed and operated the Port Lavaca and Luling Water Treatment Plants. It also concluded the first commitments of stored water from Canyon Reservoir and modernized the GBRA hydroelectric system. Water quality programs that were initiated during the 60's were expanded in 1973 with a joint study between GBRA and the Upper Guadalupe River Authority. In the 1980's because of Canyon Reservoir's ability to deliver a firm water supply, GBRA constructed the Coleto Creek Reservoir, a lower basin industrial supply pump station and the Canyon Hydroelectric Plant. During the 1990's and the first part of the new millennium, GBRA's growth has accelerated. GBRA has constructed or assumed operations of seven wastewater treatment plants. These plants include two in the City of Lockhart, one in the City of Buda, one near the City of Wimberley, one for the Crestview area of Calhoun County, one in the Cordillera subdivision in Kendall County, and one each in the Shadow Creek and Sunfield subdivisions located in Hays County. As far as recent water related facilities, GBRA assumed operation of two water treatment plants, one for the City of San Marcos and one for the City of Lockhart and constructed a third, the Western Canyon Plant to serve portions of Comal and Kendall Counties. During the last ten years, GBRA has constructed two raw water delivery pipelines and two treated water delivery pipelines totaling approximately 70 miles in length. Finally, in the last few years, GBRA has expanded its retail water delivery systems in the upper basin with the addition of water systems in the Cordillera and Comal Trace developments. The financial impact of the all of these operations is depicted on page 53.

II. MISSION, GOALS AND OBJECTIVES

On May 3-4, 1994, the GBRA Board of Directors and Management Team engaged in a strategic planning process that produced GBRA's Mission Statement, Strategic Goals, and Objectives. At later meetings, the Goals and Objectives were refined and clarified by the Management Team and division managers. On July 8-9, 1999, the GBRA Board and Management Team met once again to review and amend the mission, goals, and strategic objectives. During FY 2002, the GBRA staff again participated in strategic planning activities to insure GBRA was positioned to meet the needs of a rapidly growing district. Emanating from this strategic planning process and the periodic reviews that followed in January 2004, February 2005, March 2008, and October 2008, GBRA focused on four principal areas of activity including public communication, human resources, financial planning, and project management. Each of these four activities was then further defined and action plans developed for the areas listed below.

- Public Communication
  - Enhance communication and education programs
  - Strengthen ties to customers
  - Increase public involvement and identification
- Human Resources
  - Identify and plan for staffing needs
  - Use the Human Resources Department more effectively
  - Review the annual employee performance assessment process
  - Initiate succession planning and enhance supervisory staff knowledge
  - Reevaluate human resource policies for effectiveness
  - Review and enhance employee benefits
- Financial Planning
  - Conduct rate reviews annually
  - Explore grant opportunities
  - Identify financial reserve goals
  - Review GBRA's budget policy
  - Update GBRA's Five Year Financial Plan
  - Encourage retail operations
- Project Management
  - Undertake and complete needed project studies timely
  - Complete planning and seek permit amendments for new initiatives
  - Finish design and construction of new facilities and projects
  - Research and develop new areas for operational growth

Each division manager initiated their Work Plan and Budget process this year using the action plan shown above as well as each Division's individual Goals and Objectives as a guide. These broader organizational guidelines have been included in this budget document on pages 16-21 to provide a more complete understanding of GBRA's Work Plan and Budget and the initiatives

included herein. The individual Division Goals and Objectives have been included in their respective sections of this budget document.

III. FINANCIAL POLICIES

An integral component in the development and subsequent success of this Work Plan and Budget are the financial policies of GBRA. Foremost among those policies are directives related to Budgets, Procurement, Risk Management, Investments, Capital Assets, Financial Reserves, and Debt Service.

The GBRA Budget policy emphasizes that the annual Work Plan and Budget is a communication tool as well as an internal control tool. These goals are accomplished by requiring that all revenue and expenditures be described in detail and that subsequent budget to actual comparisons be compiled at least quarterly. Further budgetary control measures include the prohibition of expending non-budgeted funds that exceed specific amounts without prior Board of Directors approval, unless an emergency condition exists that jeopardizes public health or property.

The GBRA Procurement policy establishes guidelines for procuring equipment, material, supplies, and services for both operating and construction purposes. The policy requires that GBRA conduct its procurement activities in accordance with the spirit and legal intent of the State of Texas procurement laws. Furthermore, procurement activities should be conducted in a manner that results in reasonable rates and financial stability while enhancing GBRA efficiency. Finally, the procurement policy assures integrity within the program through open, fair, and competitive practices which provide equal opportunity to all vendors.

The GBRA Risk Management policy establishes guidelines for the management of occupational risks to which GBRA and its employees are exposed. The goals of the policy are to minimize or eliminate risks, protect employees from hazards, avoid jeopardizing GBRA's financial condition, and conserve material resources. The principal means of achieving these goals is by applying risk management practices at all organizational levels, retain financial risks when prudent, and purchase insurance coverage when risk is beyond GBRA's ability to retain. The FY 2011 Work Plan and Budget does include $620,498 for the purchase of such insurance coverage.

The GBRA Investment policy provides the guidelines for cash management and investment of funds pursuant to all applicable State of Texas statutes. The goal of this policy is to provide a high level of security, assure sufficient liquidity, and earn a competitive rate of return. Policy measures include diversification of investment products, limitation of investment terms, mandatory bank collateral procedures, and competitive selection of investments. Total interest earnings on investments for FY 2011 are budgeted to be $430,625.

The GBRA Capital Assets policy provides for the safeguarding and disposition of all capital assets. The intentions of this policy are to maintain a system that accurately accounts for all capital assets and assigns safekeeping responsibility for each asset. Components of this policy

include a policy to capitalize assets exceeding a cost of $2,000 as well as an annual requirement to physically inventory capital assets.

The GBRA Debt Service policy provides for the authorization to issue obligations within the meaning of the Financing Act and to use the proceeds to refund certain prior obligations, provide permanent financing and to pay certain costs of issuance of bonds issued in connection with an "eligible project". GBRA cannot levy or collect taxes, or in anyway pledge the general credit of the State of Texas; therefore, no legal debt limit exists for GBRA. Neither GBRA's enabling act nor do state laws require debt service coverage greater than 1:1. Debt service coverage is however required by GBRA to be greater than 1:1 if the size, complexity, or other characteristics of the project financed necessitates it. Each revenue bond issue is insured or credit rated based on the financial strength of the underlying credits of GBRA's service contracts.

The GBRA Financial Reserve Goal recognizes that GBRA is frequently subjected to sudden and unexpected costs as the result of emergencies, natural disasters, uninsured liability claims, bond or other payment defaults, and other contingencies. At the same time, GBRA undertakes many projects that require "up-front" money during a project's development stage before long-term financing becomes possible. In each of these circumstances, GBRA must have a reasonable amount of reserve funds to pay these costs in a timely manner without the need for reactive funding. In order to provide for the efficient allocation of funds whether for project development or for the recovery from an unexpected event, the Financial Reserve Goal directs that GBRA strive to accumulate an unrestricted financial reserve balance that approximates 42% of gross revenue. While GBRA has not currently achieved this financial reserve goal, it continues to make steady progress toward its attainment and presently has accumulated an approximate 29% of gross revenue reserve balance

IV. FINANCIAL GOALS

Throughout the Five Year Financial Plan, which was first completed in FY 1997 and updated in FY 2004, GBRA built upon three principal goals. The first of these goals is to establish reasonable rates thereby providing economical service to customers and other constituents within the Guadalupe River Basin. The development of reasonable rates and the pricing of GBRA services must presume that rates will support operating expenses, debt service, and non-debt financed capital additions. Yet flexibility in the application of these rates must be practiced as factors such as cost, contracts, competition, comparable services, market, and social concerns are considered. The second of the three principal financial goals is to maintain adequate financial reserves as explained more fully in the Financial Reserve Goal above. The third financial goal is to systematically develop new operations.

An efficient operation with reasonable rates is expected of all governmental organizations. Public scrutiny, and the possibility of both out-sourcing and rate appeals to the Texas Commission on Environmental Quality, demands that GBRA be economical in its operation through sound planning, budgeting and "rate-making". At the same time, it must be recognized that reasonable rates must also include adequate capitalization and the maintenance of some financial reserves.

Without such reserves, economical operations can be jeopardized by low credit ratings and the inability to meet financial contingencies. Furthermore, the existence of financial reserves can be leveraged with constituent resources to enhance a project's viability and thereby provide further growth opportunities. The interdependency of these three financial goals and the need to espouse a coordinated effort in the attainment of each has been included within GBRA's Work Plan and Budget.

V. ORGANIZATION AND STAFF

Provided in the Staffing Summary section on pages 35-36, are charts showing the organizational leaders who are responsible for fulfilling the Mission of GBRA. Leading the GBRA staff is GBRA's General Manager, W.E. West Jr.; Mr. West is GBRA's chief executive officer and is responsible for all GBRA properties, businesses, and operations. Under the General Manager's leadership, the staff is subdivided into five functional areas led by the Executive Manager of Finance and Administration, Executive Manager of Water Resources and Utility Operations, Executive Manager of Business Development and Resource Management, Executive Manager of Intergovernmental Relations and Policy, and General Counsel. These five positions together with the General Manager form GBRA's Executive Team. The positions and duties of the remaining members of the Management Team are described in the job titles shown on the organizational chart provided herein. Additional organizational charts and staffing summaries providing division specific information are shown under each divisional section.

Employees whose positions require them to make purchases for GBRA are authorized to make budgeted and non-budget purchases based on authorized spending levels. These spending levels are shown later in the Staffing Summary section on pages 39-40.

A net decrease of eight positions is included in the Work Plan for FY 2011 from the previous year's Work Plan. The position changes include the addition of a SA Bay Foundation Director in the General Division, the addition of a Quality Assurance Officer in the Regional Lab, and the removal of six Operator and four Maintenance Crew positions in the Victoria WWTP. The 10 position reduction in the Victoria Division is due to the City of Victoria assuming operation of the wastewater plant starting on January 1, 2011.

VI. MAJOR ELEMENTS

The following paragraphs describe some of the major elements in the GBRA Work Plan and Budget for FY 2011. These are the key components in the implementation and advancement of the Goals and Objectives.

General Division

A. All members of the Management Team are assigned to either the General Division or the Water Resource Division. This organization structure is used to facilitate new projects

and planning initiatives while utilizing staff members in areas where they are needed at that time.

B. Funds are included in the Budget to continue public and legislative communication efforts as well as an emphasis on technical training and professional development.

C. GBRA will continue enhancing its information technology capabilities including its wide area network, Internet, and the GBRA web page. Particular emphasis will be placed on continuing security enhancements to minimize exposure to unsolicited system intrusions, strengthening of GBRA's database capabilities, upgrading older computer servers to avoid potential equipment failures, and transitioning to new records management and utility billing software systems.

D. Professional fees are budgeted for the annual financial audit, legal assistance, legislative advocacy, strategic planning, supervisory and leadership training, computer-related assistance, investment portfolio reviews, assistance with employee benefit plans, and assistance with GBRA's insurance program.

E. The budget reflects an increase of the Administrative & General (A&G) rate charged to all GBRA operations from 32% to 33% of labor. Historically, this rate was as high as 35% during FY 2000 and has remained stable for the last several years.

Hydroelectric Operations

A. Until a recent increase, the aggregate fixed and variable energy rate for the Guadalupe Valley Hydroelectric Division had been 3.95¢ per kilowatt-hour since February 25, 2005. On July 25, 2010, this aggregate energy rate was increased 40% to 5.55¢ per kilowatt-hour after GBRA and the Guadalupe Valley Electric Cooperative agreed on the higher rate in order to fund several major maintenance and improvement projects within the Division.

B. In the Guadalupe Valley and Canyon Hydroelectric Divisions, the hydroelectric plants will continue to be operated to produce the maximum amount of power while working within the constraints of the applicable water permits and complying with all federal and state regulations regarding water quality, temperature, and river flows.

C. Employees of the Hydroelectric Division are also responsible for the operation and maintenance of the San Marcos and Guadalupe Power Partners raw water pump stations and pipelines that began operations during FY 2001.

D. Several significant projects are scheduled during FY 2011 within the Hydroelectric Divisions including repairs to the penstock screens at the Canyon Hydro Plant, spillgate repairs at the Dunlap Dam, erosion repairs along the Dunlap Canal, SCADA improvements throughout the system, and initial planning efforts in response to the State's updated Dam Safety Program.

Wastewater Utility Operations

A. In the wastewater operations of the Rural Utilities Division, employees will continue to place emphasis on the correction of infiltration and inflow (I & I) into collection systems. It is important that these I & I problems be corrected to reduce potential sources of pollution and to minimize the detrimental impact on plant hydraulic capacities.

B. GBRA initiated an expansion of the Dunlap Wastewater Reclamation System starting in September 2006. The expanded plant, which became operational in early FY 2007, will provide wastewater service for approximately 2,500 new homes in this area of Guadalupe County. During FY 2011, a sewer main along FM 725 to serve Mid-Tex Commercial Development and nearby properties will be completed at an approximate cost of $113,400 and the construction of a replacement River Bend Lift Station at a projected cost of $599,500 is expected to be completed.

C. GBRA now operates and maintains thirteen wastewater treatment plants. The latest additions include the Cordillera Wastewater Plant, located in Kendall County, which was completed and began operations in FY 2008 and the newly completed Sunfield Municipal Utility District Plant in northern Hays County. The Sunfield plant serves the high growth area east of the City of Buda. GBRA is also budgeting some minor costs related to the early development of a wastewater plant in the Johnson Ranch development near the City of Bulverde. This plant is expected to be constructed during the next few years as the development progresses into building new single family homes on the property.

D. The largest GBRA wastewater operation is in the City of Victoria where the combined treatment capacity of two plants is 12.1 MGD. GBRA operates the Victoria Division pursuant to a cost of service contract with the City that dates back to 1972. The operating contract will terminate at December 31, 2010; therefore, the FY 2011 budget is only for four months of operations.

E. GBRA's second largest wastewater operation serves the City of Lockhart. This Work Plan reflects the operation of the original City of Lockhart Larremore Street Plant as well as the operation for the newer FM 20 Reclamation Plant.

Water Resource Operations

A. GBRA now operates and maintains water treatment plants for the Cities of Port Lavaca, Luling, San Marcos, and Lockhart. The plants serve other customers including the City of Buda, City of Kyle, Go Forth Special Utility District, Monarch Utilities L.P., and the Sunfield MUD. Additionally, GBRA began operation of the 10 MGD Western Canyon Water Treatment Plant in April 2006. This plant serves a number of customers including the Cities of Boerne, Fair Oaks Ranch, Bulverde and San Antonio as well as the Cordillera, Comal Trace, and Johnson Ranch housing developments.

B. GBRA's Mission, Goals and Objectives emphasize water resource projects and operations, related to both quality and quantity of water. Constituents throughout the river basin recognize the importance of maintaining water quality, while providing sufficient water quantity, especially during times of drought. Fundamental to GBRA's mission is planning and development for the 50-year water demands of the GBRA service area. This emphasis is reflected throughout the Work Plan and Budget.

C. The General Manager and other members of the Management Team continue to put a significant amount of time into water resource development and operations. This staff effort is indicative of the emphasis in this area.

D. GBRA's contract rate for firm water is budgeted to increase 4.8% up to $110 per acre-foot per year. While GBRA always tries to minimize customer rate increases, the GBRA Board and staff placed particular emphasis on this effort during the last two budget cycles due to the continuing economic crisis in the United States. However after holding GBRA's rates the same from FY 2009 to FY 2010, some increases were required for FY 2011 in order to meet the expanding water and wastewater needs of a growing constituency base.

E. Another of GBRA's areas of increased emphasis is in customer relations, tourism and economic development. The need to assist customers, constituents, and communities in the GBRA District with water and wastewater needs as well as assist with the quality of life in the District has been identified during previous strategic planning meetings. A major FY 2011 focus in this part of GBRA's staff efforts will be the continued development of the Canyon Gorge which was created by the Guadalupe River Flood of 2002. Other tourism related activity includes various river paddling trails developed in conjunction with the Texas Parks and Wildlife Department.

F. The Work Plan and Budget includes a continuing emphasis on flood management activities. Funds are again budgeted for coordination with the National Weather Service and work with local emergency management coordinators. There is also funding for a study of Guadalupe River Delta hydrology, installation of new stream flow gages, and operation of streamflow monitoring systems in Comal, Kendall, Guadalupe, and Kerr Counties.

G. Within the Water Resources Division there are funds budgeted for project and studies especially related to the Texas State Water Planning process (Senate Bill 1), In-Stream and Environmental Flows, defense of GBRA's water rights from an endangered species lawsuit filed against the State of Texas, an Edward Aquifer habitat conservation plan, control of aquatic weeds particularly non-native species, the Clean Rivers Program, operational studies of Canyon Reservoir releases, water supply issues in Kendall, Comal and Hays Counties, watershed protection studies, acquisition of new water rights and new groundwater supplies, and the Edwards Aquifer issue.

H. The water quality aspects of water resource management include the operation of the Regional Laboratory in Seguin. As in the past, there is insufficient revenue to pay all of the debt service and capital addition expenditures of the laboratory. Funds will be transferred from water sales to offset the deficit within the laboratory system. GBRA recognizes that the Regional Laboratory is an integral and essential part in the protection of the water resources of the Guadalupe River Basin. Lab personnel do much more than just analyze samples. In addition to analyzing samples and publishing the results, laboratory personnel provide valuable technical assistance to GBRA's operations, local utilities, and residents within the river basin. They also assist educators throughout the basin.

I. GBRA currently operates four surface water treatment plants and included in the Work Plan for each of these plants is the continuation of process "optimization". Optimization is the concept of operating a water treatment plant to produce a higher quality of treated water than is required by current regulations.

J. On October 1, 2000, GBRA began operating the City of Lockhart's water well system and ground water treatment plant. This operation was initiated pursuant to a contract executed during September 2000 between GBRA and the City. The contract provided that GBRA would assume the City's water treatment plant employees as well as responsibility for all operating, maintenance, and capital improvement requirements of the system. During FY 2005, a treated water pipeline running from the Luling Water Treatment Plant to the City of Lockhart was completed and placed in operation. This pipeline provides the City of Lockhart with a supplemental, high quality water source of up to 1.5 million gallons per day.

K. During FY 2000, GBRA began operation of the Regional Raw Water Delivery System (RRWDS). The RRWDS pumps stored water from the Guadalupe River to the San Marcos Water Treatment Plant as well as to the Hays Energy Limited Partnership electric generating plant and Canyon Regional Water Authority. The total operating revenue budget exclusive of debt service for this project during 2011 is $684,535.

L. GBRA also began operation of a second, similar raw water delivery system during FY 2001. This project consists of a pump station located on Lake Dunlap in Guadalupe County and six miles of pipeline. The project provides cooling water to the Guadalupe Power Partners 1,100 megawatt electric generating plant. The total revenue budget for this pipeline for the 2011 fiscal year is $428,232.

M. In the Calhoun County Rural Water Supply Division, projects to improve system efficiency will continue. GBRA staff will utilize touch-read or radio-control transmitting meters for all new meter installations.

N. GBRA sold the Port O'Connor portion of the Rural Water Supply system to the Port O'Connor Municipal Utility District (MUD) in July 2000. Subsequently the Port O'Connor MUD became a third wholesale customer of the GBRA Port Lavaca Water Treatment Plant along with the City of Port Lavaca and the Calhoun County Rural Water Supply System (CCRWSS). The City of Port Lavaca receives approximately 70% of the water treated by the plant, while the MUD and the CCRWSS receive 17% and 13%, respectively.

O. GBRA staff will continue work with residents and developers as well as City and County officials in Comal and Kendall Counties to determine the need and timing of a future expansion of GBRA's Western Canyon Project from its current 10 MGD capacity up to 15 MGD. The staff will also be working with county officials and local developers in Comal County to determine the timetable for the construction of a regional wastewater plant to serve the rapidly growing area surrounding the City of Bulverde.

Recreation and Tourism Development

A. GBRA operates three park facilities, including the Coleto Creek Regional Park located in Victoria and Goliad Counties, the Guadalupe Recreation System in Guadalupe County, and the Lake Wood Recreation Area in Gonzales County. These parks provide picnicking, camping and water-oriented recreation for the residents and visitors of this river basin.

B. The Guadalupe Recreation System and the Guadalupe Valley Hydroelectric Division hosts the Texas Electric Lineman Rodeo in July. The rodeo draws approximately 1,800-2,000 participants and visitors to the park for the competition.

C. The GBRA staff recognizes that these recreation operations make a valuable contribution to achievement of GBRA's mission. In fact, public recreation is a specific duty described in GBRA's enabling act. Staff personnel are also involved in tourism development that translates into economic growth and development within the river basin. Staff members are specifically involved in tourism-related activities in Luling, Gonzales, Victoria, Boerne, and Goliad as well as the area near Canyon Reservoir. This effort broadens GBRA's recreation and tourism development activities beyond the limited scope of traditional parks and recreation systems.

All Divisions

A. In the Work Plan and Budget, all divisions are again emphasizing employee and public safety, professional development, and technical training. As part of the Goals and Objectives emphasis on technical assistance and support, it is necessary for the staff to spend sufficient time at training programs and conferences.

B. An employee volunteer program was initiated during FY 2001. During this past year, employees volunteered many hours of their time throughout the district. On May 15, 2010 employees met as a group in Guadalupe County to provide construction, electrical, and painting services at a new children's shelter so that the facility may provide a safe and nurturing environment for abused and neglected children in and around Guadalupe County. GBRA's continued support for this employee volunteer program is included in the FY 2011 budget.

C. GBRA will also continue to emphasize its safety, health and wellness programs.

D. The contribution to the GBRA Employees Retirement Plan is budgeted to increase due to the increase in payroll costs as well as the impact of the overall financial market performance on the defined benefit plan. The contribution to the GBRA Health Insurance Plan is also expected to increase due to a continuing inflation trend within the health care industry. However, overall employee benefit costs are expected to decline from $3,379,500 in FY 2010 to $3,234,089 in FY 2011 due to termination of the Victoria WWTP operation and the loss of those employees on December 31, 2010.

E. As in previous years, some divisions are not able to afford all of the programs and projects envisioned in the tactical objectives. These deferred items are described later in this section. If time and resources permit, items on this deferred list may be considered as budget amendments and initiated late in the fiscal year.

VII. BUDGET FORMATS

GBRA is comprised of eleven separate operating divisions and the General Division, which provides administrative support and overall leadership. Each operating division has a separate budget that monetarily quantifies the major elements of the plan of work for the fiscal year so that each budget is balanced such that all costs have an equal or greater amount of funding budgeted to pay those costs. Some divisions are divided into one or more systems. Where this occurs, each system has a separate budget in order to facilitate cost accounting, fiscal control, and the setting of appropriate customer charges. Following the individual system budgets, a division level consolidated budget is presented for information purposes only. The budget process is further defined on pages 33-34 of this section.

Each operating division or system has one of two types of budgets, depending upon the type of relationship with the divisions' customers:

A. Some divisions have a budget-to-actual operating relationship with an individual customer. These include the Shadow Creek Wastewater Treatment Plant System, Northcliffe (City of Schertz) Wastewater Treatment Plant, Sunfield Wastewater Treatment Plant, Buda Wastewater Treatment Plant, Port Lavaca Water Treatment Plant, Victoria Regional Wastewater Reclamation System, Coleto Creek Reservoir, Luling Water Treatment Plant, Canyon Hydroelectric, Lockhart Wastewater Reclamation System, and Lockhart Water Treatment Plant Divisions. In each case, GBRA prepares an annual budget that is approved by the customer. During the course of the fiscal year, monthly billings are sent to the customer based on that budget. At the end of each fiscal year, the amount of monthly billings is adjusted to the total actual cost of service.

B. The remaining GBRA divisions and systems sell "units of service" to a customer or customers. In each case, the customer(s) pays for the service based upon some unit such as acre-feet of water, kilowatt-hours of electricity, or days of campsite rental. The revenues derived from the customers pay the operating and maintenance, debt service, and capital addition expenses of the division. In these divisions and systems, the income is completely dependent upon the number of units sold.

Each GBRA division budget is organized into two sections:

A. The first section of the budget includes a divisional summary, organizational chart, staffing summary, and budget narrative. The budget narrative includes a description of the division, objectives, and a highlight of the financial information.

B. The second section is comprised of several pages that summarize all of the funds in whole dollar amounts that have been budgeted to flow into and out of the division. The first two or three pages of this section summarize the entire budget and include operating revenues, operating and maintenance expenses, other sources of income, and uses of funds for purchase of fixed assets, work in progress, and debt service. The end result is a "net change in fund balance" for the division.

The next few pages provide more detail on two expense components of the budget, including details on salaries and wages, and maintenance and repair expenses. Following these detail pages, there are project development activities, construction activities, and specific capital addition budgets that describe in detail any equipment purchases. All of the costs associated with the capital addition budgets are, of course, shown in the previous summary.

VIII. STATISTICAL & FINANCIAL DATA

Statistical and financial data highlighted in tables and graphs that follow in this section provide a listing of GBRA's principal customers, operating statistics, capital improvements, and deferred projects. Additional financial summary and debt service information is also shown later in this section. These are provided to show an overview of GBRA and its resources and to demonstrate that GBRA continues to meet its responsibility for sound financial management.

IX. RATES

A table of rates and rate structures on pages 60-68 in the Financial Summary section summarizes GBRA's existing and proposed rates. The rates proposed for FY 2011 are recommended for approval to the GBRA Board of Directors. The rates with proposed changes from the previous fiscal years rates are lightly shaded in yellow for ease of identification. The budgets have been prepared with the assumption that the rates will be in effect for most of the year, pending contractual requirements to notify customers.

Mission Statement

'The Mission of the Guadalupe-Blanco River Authority is to protect, conserve, reclaim and steward the resources of the district, and provide leadership in regional cooperation in order to enhance quality of life for those we serve.'

♦ Strategic Issues and Priorities

- Public Communication & Education
- Human Resources
- Financial Resources
- Project and Program Development

Public Communication & Education Priority

♦ Strategic Objectives

♦ Objective 1: Enhance communication and education programs.

- Fully utilize public communications consultants.
- Distribute Watershed Awareness video.
- Take GBRA to civic and community leaders.
- Take GBRA to the media.
- Expand outside presentations.
- Enhance Water Education Programs.
- Produce literature and materials that increase public awareness of GBRA mission and programs.
- Sponsor/assist summer teacher workshops.
- Help develop education component for Canyon Gorge project.

♦ Objective 2: Strengthen ties to customers.

- Extend customer confidence reports.
- Increase involvement in Drinking Water Week, Water Utilities Week.
- Increase customer/community awareness of GBRA.
- Produce more feature stories about GBRA.
- Create an Advisory Group for appropriate GBRA operations and plants.

♦ Objective 3: Increase public involvement and identification.

- Maximize Board Meeting opportunities.
- Schedule regular public forums.
- Develop interest group identification and strategy.

Human Resource Policy

♦ Strategic Objectives

♦ Objective 1: Identify and plan for staffing needs.

- Expediently recruit and employ employees needed for new projects.
- Identify advertising and recruiting techniques for finding high quality candidates.

♦ Objective 2: Use the Human Resources Department more effectively.

- Provide support to supervisors in management and disciplinary actions.
- Identify and address problem areas in an effort to prevent the need for discipline.
- Provide and render aid in counseling procedures.

♦ Objective 3: Review the employee performance assessment process.

- Discuss suggested improvements with supervisors.
- Review forms used to conduct the assessment.
- Make recommendations and implement new process or changes, as warranted.

♦ Objective 4: Initiate succession planning and enhance knowledge and expertise of supervisory staff.

- Determine training & certifications needs of employees required for progression.
- Examine cross training needs within divisions.
- Expand employee development in leadership and supervisory skills.

♦ Objective 5: Re-evaluate HR policies for effectiveness.

- Review the written guidelines of the hiring process.
- Review and update the Employee Manual.
- Draft new policies where warranted.
- Schedule employee discussion meetings on new policies and Manual.

♦ Objective 6: Review and enhance employee benefit programs.

- Compare benefits to similar agencies through a benefits survey.
- Recommend changes based upon the survey findings.
- Promote the benefits package to Board of Directors and employees.

Financial Resources Priority

♦ Strategic Objectives

♦ Objective 1: Conduct rate reviews to bring rates in line with project needs.

- Compile water supply, rural water, rural utilities, and laboratory rate studies.
- Prepare Water Resources Rate Study to coincide with the budget.
- Consider engaging consultants to assist with rate design and study preparation.
- Discussion of hydroelectric rates in a deregulated market.

♦ Objective 2: Explore grant opportunities.

- Engage the services of a grant writer(s).
- Identify current projects and studies that have grant funding possibilities.
- Review the annual budget for grant opportunities.

♦ Objective 3: Identify financial reserve goals.

- Establish short-term and mid-term financial reserve goals.
- Include financial reserve goals in rate studies/reviews.

♦ Objective 4: Review budget policy.

- Implement budget policy including "fiscal impact" comments on items requiring Board action, and comments concerning the effect on financial reserve goals.
- Implement budget policy including "priority and timing" determinations for non-budgeted costs.

♦ Objective 5: Update and rewrite the Five Year Financial Plan.

- Stress continuance of revenue diversification.
- Commit to regular updates.
- Emphasize each operation's share and responsibility for the organization's financial goals.

♦ Objective 6: Encourage retail operations.

- Seek retail operations, such as including retail proposals in negotiations with developers.
- File CCN's where necessary.
- Insure rate design flexibility in contracts.
- Allow "impact fee" studies in contracts

Project & Program Development

♦ Strategic Objectives

♦ Objective 1: Undertake and complete needed studies in a timely manner.

- Canyon Lake Water Quality.
- Cibolo Watershed, phases 2 and 3.
- Honey Creek Brush Management.
- Canyon Lake Seasonal Pool.
- Clean Rivers.
- Gulf Coast Aquifer.
- Canyon Permit and Compliance Program.
- Aquatic Weed and Hydro Lake Management.

♦ Objective 2: Complete planning & seek permit amendments for new initiatives.

- Lower Basin Amendment.
- Lower Basin Diversion Project, phase 1.
- Senate Bill Planning, phase 2.
- New water rights acquisitions.

♦ Objective 3: Finish design and construction on facilities and projects spanning up to the next 10 years.

- Western Canyon Water Supply.
- New Retail - Bulverde, Cordillera, Couser, Johnson Ranch, and Wimberley.
- Lower Basin Diversion Project, phase 2.
- IH-35 Project – Pipeline and San Marcos Water Treatment Plant Expansion.
- General offices building expansion.
- San Marcos Raw Water Pipeline expansion construction.
- Basin-wide Telemetry, phase 1.
- Luling/Lockhart Pipeline.
- Gauging stations.

Project & Program Development

- **Objective 4: Research and develop new areas for growth in water operations.**
  - Secure and extend existing contracts for services.
  - Enhance Small Developments and technical assistance.
  - Basin-wide Telemetry, phase 2.
  - Guadalupe Delta modeling.
  - Water/wastewater reuse.
  - Regional sludge handling.
  - Groundwater development.
  - Industrial water/wastewater reuse.
  - Seek lab accreditation NELAP.
  - TMDL/BAYS.

Map of River Basin

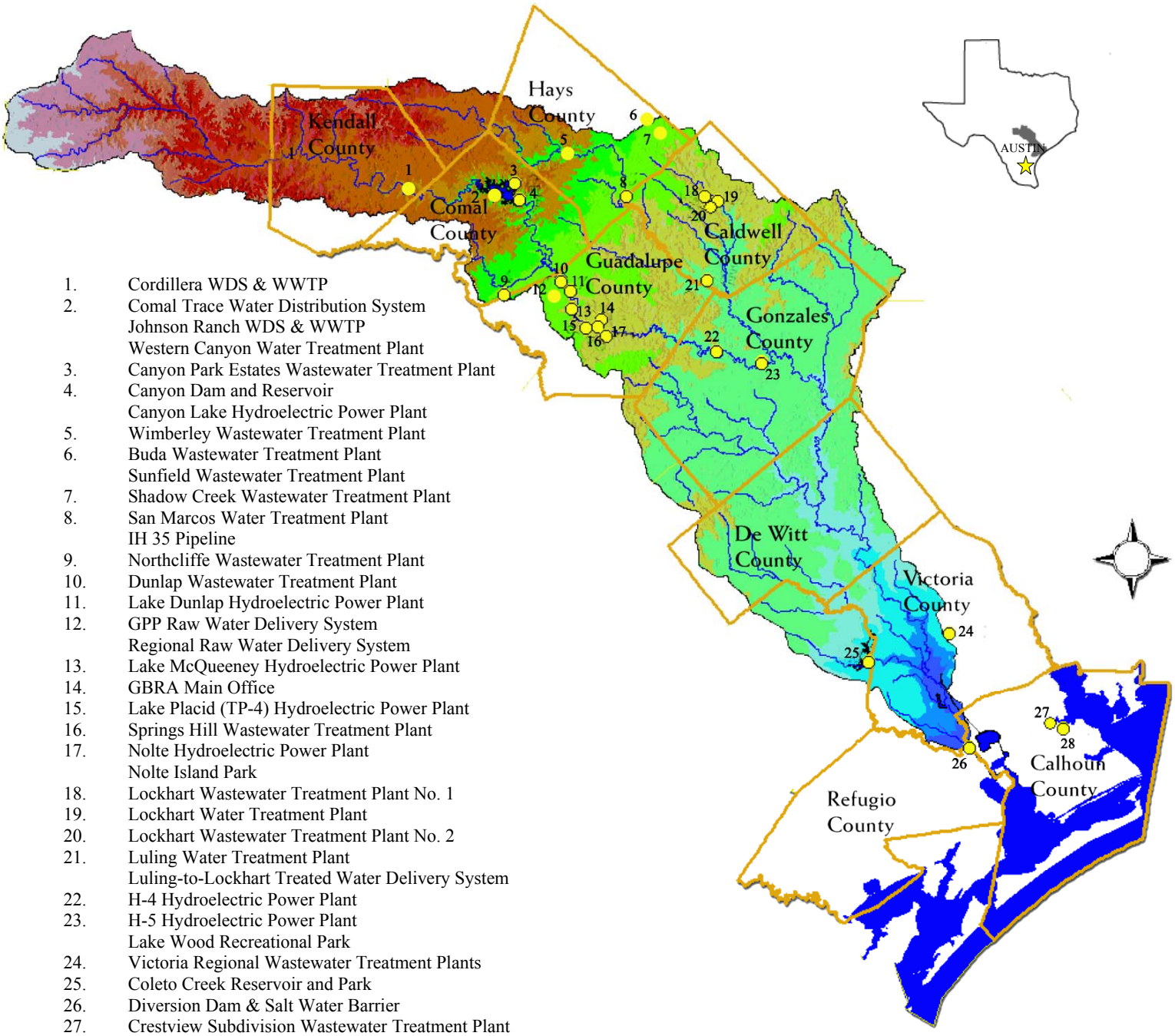

1. Cordillera WDS & WWTP
2. Comal Trace Water Distribution System
   Johnson Ranch WDS & WWTP
   Western Canyon Water Treatment Plant
3. Canyon Park Estates Wastewater Treatment Plant
4. Canyon Dam and Reservoir
   Canyon Lake Hydroelectric Power Plant
5. Wimberley Wastewater Treatment Plant
6. Buda Wastewater Treatment Plant
   Sunfield Wastewater Treatment Plant
7. Shadow Creek Wastewater Treatment Plant
8. San Marcos Water Treatment Plant
   IH 35 Pipeline
9. Northcliffe Wastewater Treatment Plant
10. Dunlap Wastewater Treatment Plant
11. Lake Dunlap Hydroelectric Power Plant
12. GPP Raw Water Delivery System
    Regional Raw Water Delivery System
13. Lake McQueeney Hydroelectric Power Plant
14. GBRA Main Office
15. Lake Placid (TP-4) Hydroelectric Power Plant
16. Springs Hill Wastewater Treatment Plant
17. Nolte Hydroelectric Power Plant
    Nolte Island Park
18. Lockhart Wastewater Treatment Plant No. 1
19. Lockhart Water Treatment Plant
20. Lockhart Wastewater Treatment Plant No. 2
21. Luling Water Treatment Plant
    Luling-to-Lockhart Treated Water Delivery System
22. H-4 Hydroelectric Power Plant
23. H-5 Hydroelectric Power Plant
    Lake Wood Recreational Park
24. Victoria Regional Wastewater Treatment Plants
25. Coleto Creek Reservoir and Park
26. Diversion Dam & Salt Water Barrier
27. Crestview Subdivision Wastewater Treatment Plant
28. Port Lavaca Water Treatment Plant
    Calhoun County Rural Water Supply System
    Calhoun Canal System

Statistical Data

Rivers:

Guadalupe
Total River Miles 431.6
Average Discharge ..... 1,240,000 acre-feet/year

Blanco
Total River Miles 89.8
Average Discharge ..... 110,100 acre-feet/year

San Marcos
Total River Miles 74.2
Average Discharge ..... 259,400 acre-feet/year

Comal
Total River Miles 2.0
Average Discharge ..... 219,800 acre-feet/year

Dams and Reservoirs:

Canyon Conservation Pool
Capacity ..... 386,210 acre-feet
Surface Area ..... 8,240 acres
Elevation ..... 909.0 ft. (MSL)

Canyon Flood Control Pool
Capacity ..... 346,000 acre-feet
Surface Area ..... 12,890 acres
Elevation ..... 943.0 ft. (MSL)

Coleto Creek
Capacity ..... 35,084 acre-feet
Surface Area ..... 3,100 acres
Elevation ..... 98.0 ft. (MSL)

Dunlap
Capacity ..... 5,900 acre-feet
Surface Area ..... 410 acres

McQueeney
Capacity ..... 5,050 acre-feet
Surface Area ..... 400 acres

TP-4
Capacity ..... 2,624 acre-feet
Surface Area ..... 248 acres

Nolte
Capacity ..... 1,550 acre-feet
Surface Area ..... 153 acres

H-4
Capacity ..... 6,500 acre-feet
Surface Area ..... 696 acres

H-5
Capacity ..... 4,000 acre-feet
Surface Area ..... 488 acres

Lower Guadalupe Diversion Dam and Salt Water Barrier
Capacity ..... 600 acre-feet
Surface Area ..... 100 acres

General Information

Guadalupe-Blanco River Authority

Created under ..... Vernon's Civil Statutes, Article 8280-106
Year Created 1935
Domicile ..... New Braunfels, Texas
Last Revision of Enabling Act 1975
Last Revision of Bylaws 1995
Population of District 471,774
Area of District ..... 7,300 Sq. Mi.
Average Annual Rainfall of District ..... 33.02 In.
Web-site ..... www.gbra.org

GBRA
Offices

GENERAL OFFICE	933 E. COURT STREET	SEGUIN, TEXAS
Buda Wastewater Treatment Plant	575 Garison Road	Buda, Texas
Calhoun Canal, Port Lavaca WTP, Calhoun County Rural Water	Hwy. 316, Magnolia Beach Road	Port Lavaca, Texas
Coleto Creek Park and Reservoir	365 Coleto Park Road	Fannin, Texas
Hydroelectric Divisions, Rural Utilities, Water Sales and Laboratory	933 E. Court Street	Seguin, Texas
Lake Wood Recreation Area	167 County Road 254	Gonzales, Texas
Lockhart Wastewater Reclamation System	4435 FM 20 North	Lockhart, Texas
Lockhart Water Treatment Plant	547 Old McMahan Road	Lockhart, Texas
Luling Water Treatment Plant	350 Memorial Drive	Luling, Texas
San Marcos Water Treatment Plant	91 Old Bastrop Road	San Marcos, Texas
Victoria Regional Wastewater Reclamation System	U.S. 59 South (Loop 175)	Victoria, Texas
Western Canyon Division	4775 South Cranesmill Rd.	Canyon Lake, Texas

GBRA Operational Chart

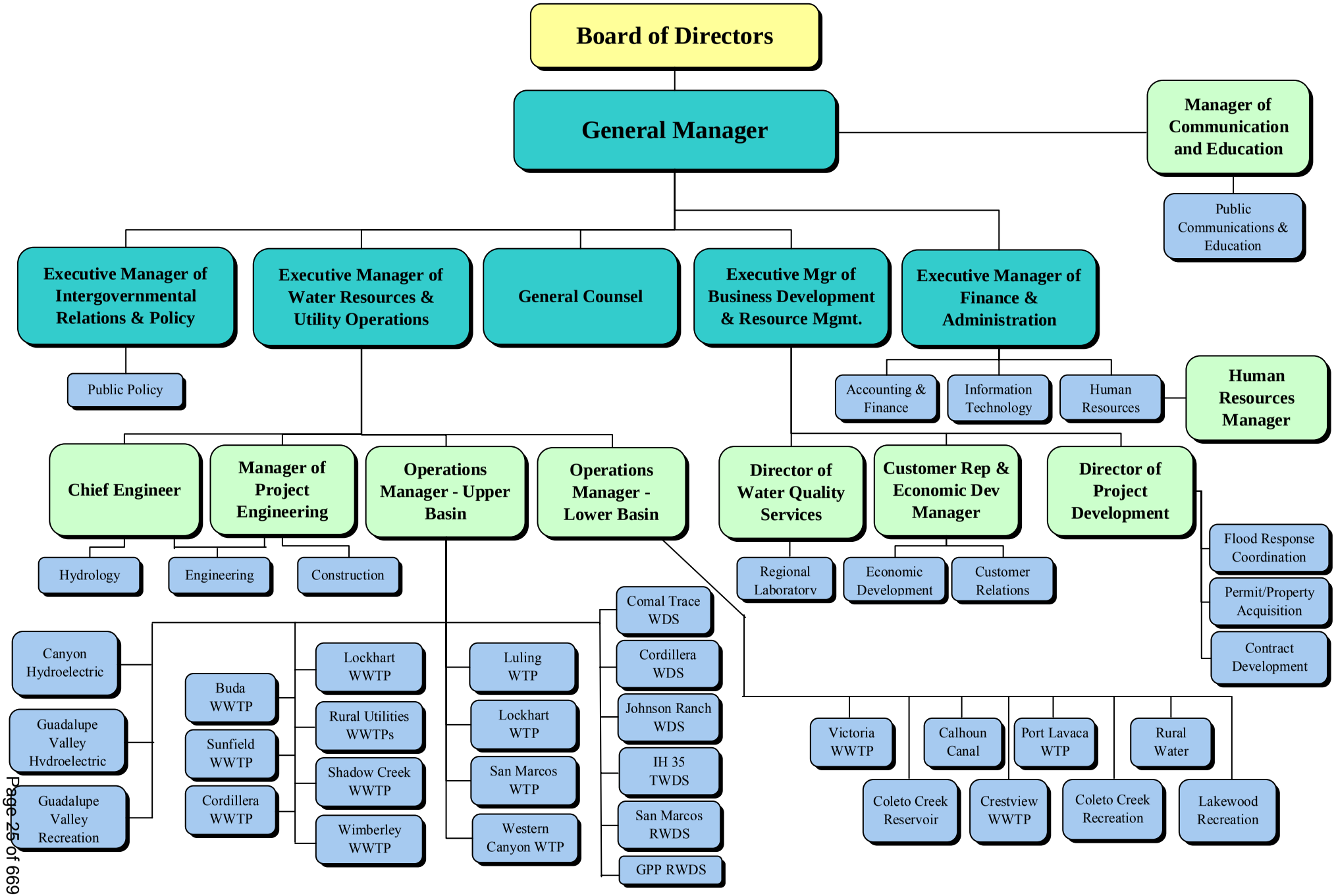

GBRA District Demographics

GBRA's service area is geographically part of south central Texas. It stretches from the Hill Country through the I-35 Corridor and into the Gulf Coast. GBRA's service area includes ten-counties and more than seventy cities and communities. This geographic diversity in turn provides economic diversity with a unique combination of agriculture, oil and gas, defense, high tech and heavy industry.

GBRA provides a variety of services to rural water corporations, electric cooperatives, industries and individuals within this ten-county district. The array of services includes water sales and distribution, water treatment, wastewater treatment, hydroelectric generation, laboratory analysis and recreation opportunities.

This diversity allows the local economy to be among the State's growth leaders and outpace the national economy as well as weather the effects of any global economic problems better than other areas may. The local economy is also being spurred by tremendous population growth along the I-35 Corridor. Indicative of this population boom is the fact that the cities of Austin and San Antonio are the 3rd and 5th fastest growing metropolitan areas in the state. The graphs below and on the following page portray the population and economic base within GBRA's ten-county district.

COUNTY	HIGH SCHOOL GRADUATE OR EQUIV.	BACHELOR DEGREE OR HIGHER
Caldwell	58%	13%
Calhoun	57%	12%
Comal	58%	26%
DeWitt	56%	12%
Gonzales	51%	11%
Guadalupe	59%	19%
Hays	53%	31%
Kendall	54%	31%
Refugio	57%	12%
Victoria	60%	16%

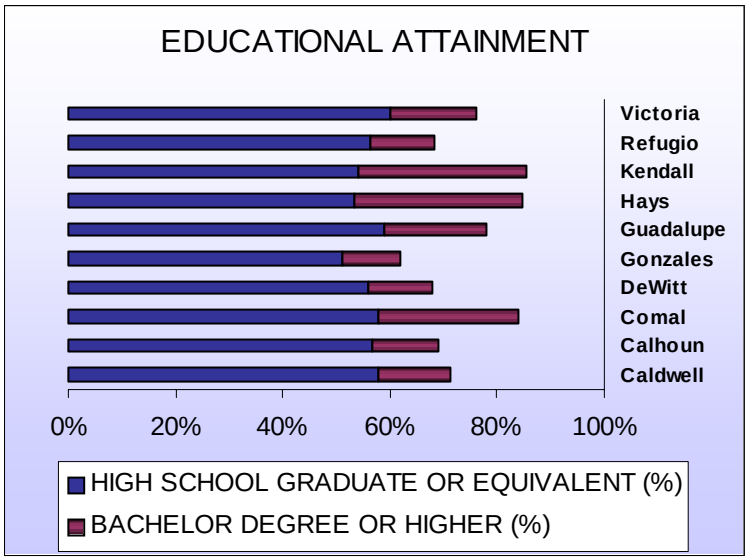

SOURCE: U.S. Census Bureau, Census 2000

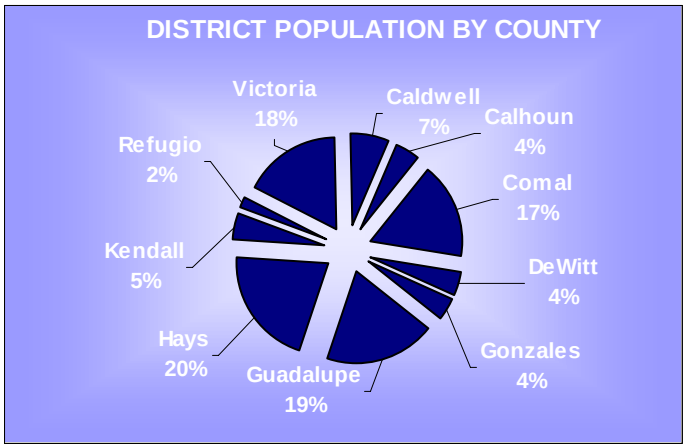

COUNTY	POPULATION
Hays	97,589
Guadalupe	89,023
Victoria	84,088
Comal	78,021
Caldwell	32,194
Kendall	23,743
Calhoun	20,647
DeWitt	20,013
Gonzales	18,628
Refugio	7,828

SOURCE: U.S. Census Bureau, Census 2000

COUNTY	PER CAPITA INCOME
Kendall	24,619
Comal	21,914
Hays	19,931
Guadalupe	18,430
Victoria	18,379
Calhoun	17,125
Refugio	15,481
Caldwell	15,099
DeWitt	14,780
Gonzales	14,269

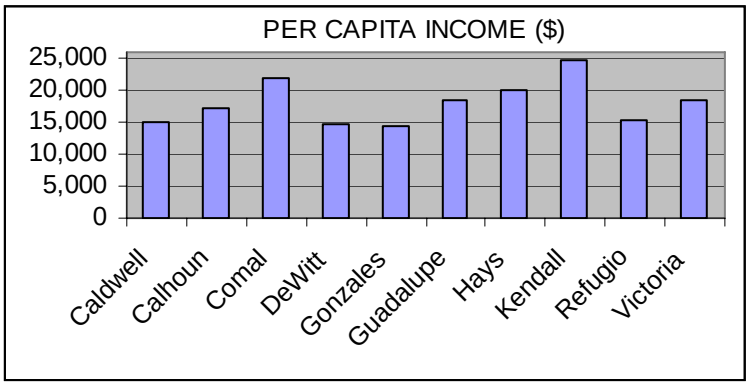

SOURCE: U.S. Census Bureau, Census 2000

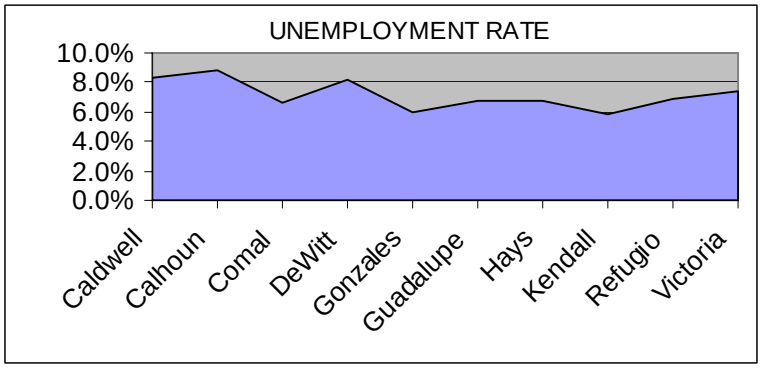

SOURCE: WashingtonPost.com as of May 2010

COUNTY	UNEMPLOYMENT RATE
Calhoun	8.8%
Caldwell	8.3%
DeWitt	8.2%
Victoria	7.4%
Refugio	6.9%
Hays	6.8%
Guadalupe	6.7%
Comal	6.6%
Gonzales	6.0%
Kendall	5.8%
Texas	8.0%
U.S.	9.3%

GBRA Community Involvement

The GBRA Volunteer Program was founded in September 2000 to help improve the quality of life in the communities we serve. GBRA employees, who receive no pay for their volunteer service, donate their time, energy, talents and skills to help needy individuals and non-profit organizations engaged in civic, health, education, social services and other charitable pursuits. The programs annual highlight is "Our Day to Shine" – a full-day event dedicated to one significant project that has a broad community impact. Over the past nine years, employee volunteers and their families from each division of GBRA have assisted the following people and organizations during the annual "Our Day to Shine" events:

- 2001-Cuero Flood Victims
- 2002-Baptist Children's Home in Luling
- 2003-Family Violence Shelter in Victoria
- 2004-Emergency Shelter in San Marcos
- 2005-Daule Park Community Center in Cuero
- 2006-Seguin Activity Center
- 2007-Victoria Community College Satellite Campus in Port Lavaca
- 2008-Senior Citizens Center and Handicap Homeowners in Comal County
- 2009-Victoria Boys and Girls Club in Victoria
- 2010-The Lodge Children's Shelter in Guadalupe County

Rising To Serve
GBRA Volunteers

Another significant event that GBRA volunteers participate in is the Annual Relay for Life event benefiting the American Cancer Society. GBRA volunteers, the "River Wranglers", come together to form teams in Guadalupe County and in Victoria County. In addition to these events, volunteers also participated in activities such as Toys for Tots, Blue Santa, Coats for Kids, food drives, serving meals in the community, school supplies for needy children, working at community functions, youth and church activities and many others.

Employees take great pride in giving back to their community. Each year employees seek new avenues to improve the quality of life for people throughout the GBRA district. Since the inception of the program in 2000, employees have contributed 25,723 hours to the communities within GBRA's service area. The GBRA Scholarship program has also been formed through the volunteer program. Each spring GBRA receives applications from potential recipients. In 2010, the program awarded $8,000 in scholarships to three graduating seniors in our service area and one student of a GBRA employee.

GBRA also makes an economic impact within its ten-county district by its employment base and by supporting local businesses. This table identifies the $12,802,870 that has been put back into the economy of the communities within the GBRA service area during the last year:

County	*Amount*	*County*	*Amount*
Caldwell	$695,086	**Guadalupe**	$5,814,045
Calhoun	1,676,342	**Hays**	1,714,868
Comal	759,268	**Kendall**	5,711
DeWitt	12,460	**Refugio**	6,334
Gonzales	170,772	**Victoria**	1,947,984
Total			$12,802,870

Dedication to Customers

GBRA's ability to meet the social and economic demands of customers and constituents throughout GBRA's ten-county service area and the surrounding communities wouldn't be possible without the dedication and talent of its employees. GBRA employees perform a multitude of tasks as part of their daily routine. In an effort to accomplish these tasks, employees receive continual training throughout the year. Training varies throughout the organization and includes seminars, certifications, technical, computer, supervisory, personal development, safety, cross training, succession planning and other educational opportunities. Employees in the operating plants are either certified water or wastewater operators and in fact, several employees hold dual licenses. This dual certification allows flexibility and reliable coverage among operating systems. Employees hold many other certifications in systems throughout the organization. In addition to external training and certifications, employees receive valuable on-the-job training. GBRA actively participates in safety and preventative maintenance programs to ensure the health of the employees and their surrounding work environments. The level of experience and commitment of employees is evident from the accompanying table identifying the 2,466 years in the GBRA workforce.

YRS OF SERVICE	NUMBER OF EMPLOYEES
40+	1
35-40	5
30-34	19
25-29	17
20-24	13
15-19	19
10-14	15
05-09	29
4 or less	42

Employee training, tenure, and dedication contribute to GBRA's ability to meet and exceed permit requirements from regulatory agencies. In fact, this commitment to exceed regulations and staff's concern for public welfare is exemplified in the Port Lavaca WTP voluntary participation in a Special Performance Evaluation of the plant by Texas Commission on Environmental Quality (TCEQ). This assessment including touring the plant, data review, facility description, plant administration, process monitoring, process control, treatment components, filter assessment, pumps and feeders analysis, data assembly and an exit briefing. The TCEQ assessment team was complimentary of the plant staff's process efficiency.

The San Marcos Water Treatment Plant, celebrating 10 years of operation, has received their fifth consecutive "Texas Optimization Program Recognition Award" from the Texas Commission on Environmental Quality (TCEQ) for producing the safest drinking water possible. TCEQ recognized GBRA's commitment to the goals of the optimization program and its efforts to improve the quality of drinking water it provides to its citizens by meeting the very rigorous criteria established through this voluntary program.

GBRA continues to receive various awards for publications that are produced by GBRA staff. Two Watermark Awards from the American Water Works Association – Texas Section were received for the GBRA Comprehensive Annual Financial Report for FY 2009. This publication also received the Communicator 2010 Award of Distinction, the Hermes Creative Awards 2010 Gold and the American Inhouse Design Award from Graphic Design USA. The GBRA River Run Magazine also won the Hermes Creative Awards 2010 Platinum.

List of Principal Customers

Guadalupe Valley Electric Cooperative
New Braunfels Utilities
Coleto Creek Park Customers
Lake Wood Recreational Park Customers
Nolte Island Park Customers
Regional Laboratory Customers
Victoria Laboratory Customers

City of Buda
City of Lockhart
City of Schertz
City of Seguin
City of Victoria
City of Wimberley
Cordillera Ranch
North Hays County MUD #1
Sunfield Municipal Utility District
Texas Department of Transportation

POWER SALES & OTHER SERVICES

WATER SALES CUSTOMERS

Canyon Lake Water Supply Corp.
Canyon Regional Water Authority
City of Boerne
City of Buda
City of Fair Oaks Ranch
City of Kyle
City of Port Lavaca
City of San Marcos
City of Seguin
Coleto Creek Power, LP
Cordillera Ranch
Crystal Clear Water Supply Corporation
Guadalupe Power Partners
Hays Energy Limited Partnership
Ineos Nitriles Green Lake Plant
New Braunfels Utilities
San Antonio Water System
Springs Hill Water Supply Corporation
Sunfield Municipal Utility District

WASTEWATER TREATMENT CUSTOMERS

WATER TREATMENT CUSTOMERS

Calhoun County Rural Water Corporation
City of Boerne
City of Buda
City of Fair Oaks Ranch
City of Kyle
City of Lockhart
City of Luling
City of Port Lavaca
City of San Marcos
Cordillera Ranch
Goforth Special Utility District
Port O'Connor Municipal Utility District
San Antonio Water System
Sunfield Municipal Utility District

Operating Statistics

Operating Statistics	Actual			Budget	
	FY 2007	FY 2008	FY 2009	FY 2010	FY 2011
Water Treatment Customers:					
Total Retail Water Distributed (Gal.)					
Calhoun County Rural Water Division	62,684,000	75,006,000	87,252,000	84,344,000	84,793,000
Cordillera WDS	16,408,000	12,761,332	42,568,000	20,000,000	40,000,000
Total Water Treated (Gal.)					
Lockhart Water Treatment Plant	479,150,000	525,871,000	554,970,000	109,500,000	109,500,000
Luling Water Treatment Plant	651,263,000	734,704,000	677,043,000	720,510,000	707,005,000
Port Lavaca Water Treatment Plant	592,510,000	673,172,000	739,501,000	694,470,000	694,470,000
San Marcos Water Treatment Plant	2,129,290,000	2,404,842,000	2,773,635,000	3,073,300,000	3,369,279,000
Western Canyon Water Treatment Plant	2,713,775,000	3,648,193,000	3,669,842,000	3,650,000,000	3,650,000,000
Wastewater Treatment Customers:					
Total Wastewater Treated (Gal.)					
Buda Wastewater Treatment Plant	198,200,000	243,800,000	273,300,000	338,000,000	401,500,000
City of Wimberley WWTP	5,385,000	3,660,000	4,720,000	5,475,000	4,776,000
Crestview Subdivision WWTP	3,256,203	2,191,534	2,184,018	2,800,000	2,800,000
Lockhart Wastewater Reclamation System	489,000,000	447,100,000	380,250,000	534,341,000	515,092,000
Rural Utilities Division	190,740,000	168,630,000	168,400,000	150,000,000	150,000,000
Shadow Creek WWTP	23,790,000	35,570,000	35,980,000	45,300,000	47,683,000
Sunfield Wastewater Treatment Plant	---	---	---	11,400,000	3,650,000
Victoria Regional Wastewater Division	2,390,000,000	2,585,000,000	2,209,000,000	2,665,000,000	876,000,000 (4 months only)
Water Sales Customers:					
Rice Irrigation First Crop (Acres)					
Calhoun Canal System	2,086	2,809	2,153	2,200	2,200
Water Delivered (Gal.)					
Guadalupe Power Partners RWDS	974,680,000	1,157,790,000	1,146,655,000	1,283,000,000	1,283,000,000
IH 35 TWDS	432,179,000	517,161,000	977,023,000	1,118,360,000	1,111,060,000
Regional RWDS	2,129,290,000	3,274,240,000	2,908,782,000	4,110,250,000	4,419,290,000
Power Sales:					
Total Generation (kWh)					
Guadalupe Valley Hydroelectric Division	64,980,700	66,914,600	25,726,200	62,786,557	62,786,557
Canyon Hydroelectric Division	9,102,504	19,026,827	2,415,841	25,210,000	25,210,000

Operating Statistics

Operating Statistics (cont.)	Actual			Budget	
	FY 2007	FY 2008	FY 2009	FY 2010	FY 2011
Other Services:					
Annual Permits					
Coleto Creek Regional Park	274	285	252	350	325
Lake Wood Recreational Park	11	17	17	8	11
Camping Permits					
Coleto Creek Regional Park	13,376	14,594	12,941	15,000	15,000
Lake Wood Recreational Park	2,112	2,635	2,995	2,882	2,536
Cabin Permits					
Coleto Creek Regional Park	542	662	725	1,100	900
Day Use Permits					
Coleto Creek Regional Park	14,177	16,851	15,139	16,000	16,000
Lake Wood Recreational Park	2,164	2,567	2,739	2,787	2,999
Source: GBRA Comprehensive Annual Financial Report					

Budget Process Overview

Budget Preparation and Adoption

The budget is a tool used to assist GBRA in projecting customer needs, financial standing, and opportunities for the upcoming Fiscal Year. Every employee is involved in the budget – whether it is in preparation, implementation, administration, or evaluation. The Finance and Administration department is ultimately responsible for the preparation and production of the budget. In order to ensure the budget is complete by the beginning of the Fiscal Year as set in the "By-laws," the budget preparations begin at least six months prior to the end of the Fiscal Year. The Fiscal Year for GBRA begins on September 1 and ends August 31. Budget preparations begin with management meetings discussing goals, objectives, projects, interdepartmental labor transfers, and deadlines. The next three months involve the routing of various schedules between the accounting department and managers for input, review, and changes. During mid-June, the divisions with cost of service contracts begin submitting their proposed budgets to the customers for review. Meetings are held and the budgets are modified as necessary. After all revisions are made, the GBRA Board is presented in July with a draft budget for review. The final budget is adopted at the August board meeting and becomes effective on September 1.

Budget Amendments

Management control of the budget is maintained by conducting quarterly budget feedback reviews throughout the Fiscal Year. During these reviews, managers focus on financial standings, completed projects, and upcoming projects or tasks. This allows for the opportunity to check for accuracy and evaluate the need for any budget revisions. As the need arises during the Fiscal Year, GBRA may amend the budget. The proposed amendment is reviewed by managers and submitted with background information to the Board for approval. Following actual Board approval, the information is transferred to the Finance and Administration department for input to the budget document. The change will be subsequently reflected in the budget to actual comparison reports that are printed monthly. Transfers between divisions will also require a budget amendment approved by the Board of Directors as do each non-budgeted expenditures which exceeds an amount to be established coincident with the budget approval each year. The General Manager is however authorized to expend non-budgeted funds if emergency conditions exist which jeopardize public health, property, or would cause unreasonable economic loss to GBRA. In such circumstances, a budget amendment for the expenditure of emergency funds shall be later ratified by the Board of Directors. (GBRA Board Policy, 409 - Budgets).

Budget Basis

Annual budgets are prepared on a full accrual basis and presented in whole dollars. Not only are expenditures recognized when a commitment is made, but revenues are also recognized when they are obligated to the Authority. The Comprehensive Annual Financial Report (CAFR) shows the status of GBRA's finances on the basis of "generally accepted accounting principles" (GAAP). In most cases this conforms to the way the budget is prepared. Three exceptions are the treatment of depreciation and amortization expense (these are not shown in the budget, although the full purchase price of equipment and capital improvements is, while purchases of capital improvements are depreciated and amortized in the CAFR); deferred costs and expenses (these deferred costs and expenses are not shown in the budget, but are recognized in the CAFR); and compensated absences (accrued but unused vacation leave) are not recognized in the budget.

Budget Calendar

Date	Task
March 10	Distribute budget forms
March 10	Meeting to review General and Water Supply projects and other major work.
April 9	Memos due for all divisions requesting tech. assist./inter-divisional transfers
April 9	Staffing and wage classifications due (without wages) for all departments and divisions
April 16	Breakdown of hours due for all departments and divisions
April 16	Schedule of Special Accounts due for General and Water Supply
April 23	Schedules, narratives, objectives, rates & 5 Year Capital Improvement Plan due for the following systems: General, Sunfield WWTP, Water Supply, Regional Lab, Buda WWTP, Coleto Creek Reservoir, Canyon Hydroelectric, Luling WTP, Lockhart WTP Lockhart WWTP
May 7	Schedules, narratives, objectives, rates & 5 Year Capital Improvement Plan due for the following systems: Shadow Creek WWTP, Northcliffe WWTP, Wimberley WWTP, San Marcos WTP, Port Lavaca WTP, Rural Water Distribution System, Victoria WWTP
May 28	Schedules, narratives, objectives, rates & 5 Year Capital Improvement Plan due for the following systems: G.V. Hydroelectric, remaining Rural Utilities systems, Calhoun Canal, Western Canyon Retail, Bulverde WDS, Cordillera WDS, Cordillera WWTP, Comal Trace WDS, Coleto Creek Recreation
Early June	Meet with Executive Committee to discuss wages
Early June	Meet with Dow Chemical/Union Carbide to discuss pump station
Mid June	Meet with customers to discuss contractual budgets (including GVEC)
NLT June 15	Mail *Coleto Creek Reservoir* budget to Coleto Power Group, LP
NLT June 15	Mail *Sunfield WWTP* budget to Sunfield MUD
NLT July 1	Mail *Buda WWTP* budget to City of Buda
NLT July 1	Mail *Shadow Creek WWTP* budget to North Hays County MUD
NLT July 1	Mail *Canyon Hydro* budget to New Braunfels Utilities
NLT July 1	Mail *Lockhart WWTP & WTP* budgets to the City of Lockhart
Early July	Technical committee meets to discuss Coleto Creek Reservoir budget
Mid July	Meet with NBU to discuss budget
Mid July	Meet with City Staffs of Luling, Lockhart, Victoria, Port Lavaca, Schertz, and Buda
NLT July 15	Mail proposed budgets to GBRA Board members
NLT July 15	Mail *G.V. Hydroelectric* budget to GVEC (not a contract requirement)
NLT July 15	Mail *Northcliffe WWTP* budget to City of Schertz
NLT July 15	Mail *Springs Hill* WWTP budget to City of Seguin
NLT July 15	Mail *Port Lavaca* budget to the City of Port Lavaca
NLT July 15	Mail *Victoria* budget to the City of Victoria
NLT July 15	Mail *Luling WTP* budget to the City of Luling
NLT July 15	Mail *Calhoun County RW* budget to Rural Water Board
NLT July 15	Mail *Wimberley WWTP* budget to City of Wimberley
July 21	Review proposed budgets with GBRA Board
July 23	Schedule of proposed salary increases due
Late July	Meet with Rural Water Board to discuss budget
Late July	Meet with City of Port Lavaca to discuss budget
Late July	Meet with Pt. O'Connor MUD Board to discuss budget
Late July	Meet with Lockhart City Council
Late July	Meet with Luling City Council
August 1	Mail *Cordillera* budgets to Cordillera Ranch, LTD
August 18	Board scheduled to approve 2010 budgets

GBRA Organizational Chart

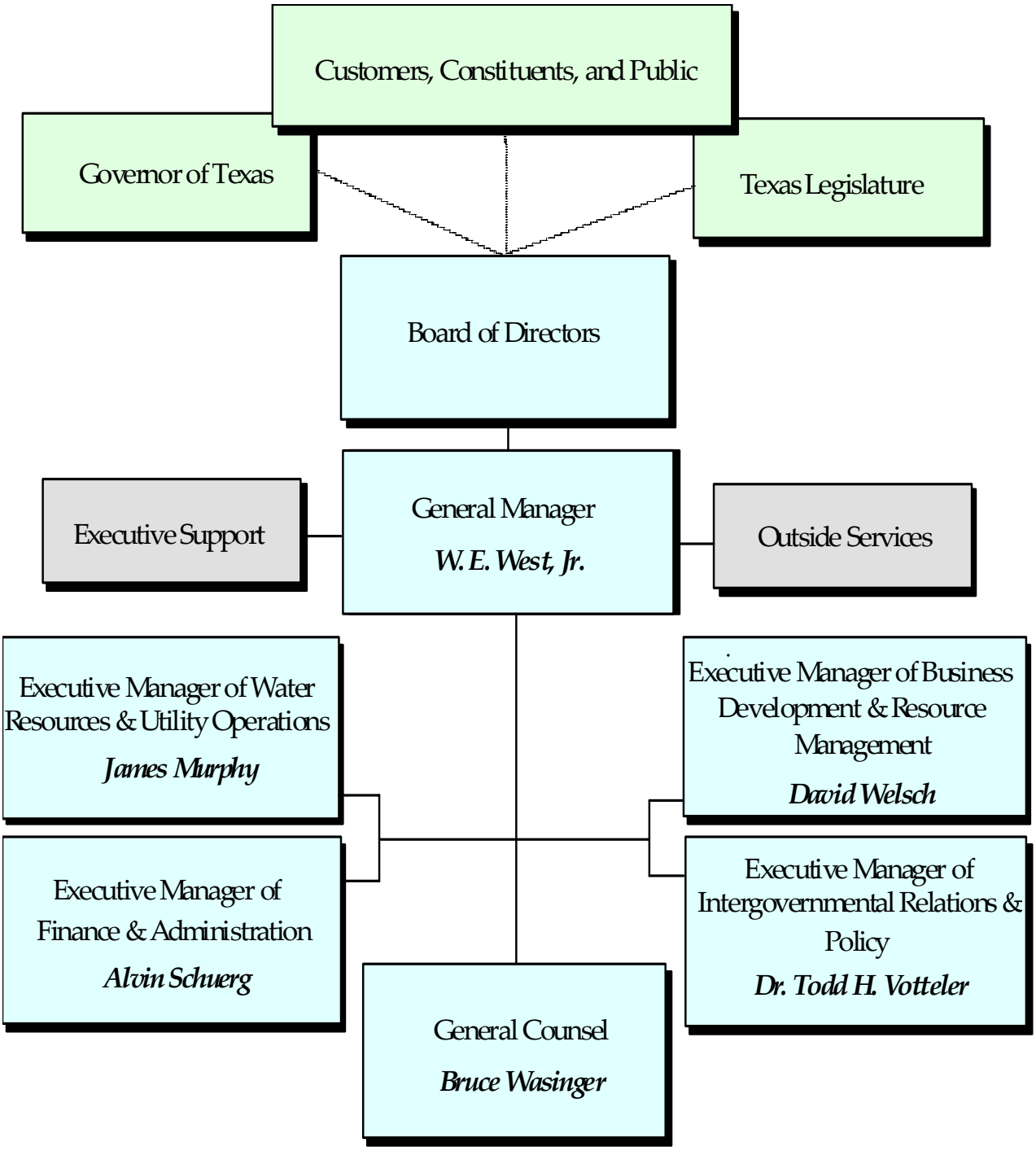

Organizational Leaders

GBRA is much more than a collection of buildings, divisions, plants and equipment. While these facilities are vital, our Directors and Employees – with their talents, specialized skills, hard-earned certificates and willingness to serve – are the difference-makers, performing their jobs with pride and dedication. The tables below identify GBRA's current leaders and their length of service with GBRA.

Board of Directors

NAME	POSITION	TERM EXPIRES	COUNTY REPRESENTING
T.L. Walker	Chair	2/1/11	Comal
Grace G. Kunde	Vice-Chair	2/1/15	Guadalupe
Oscar H. Fogle	Sec/Treas	2/1/11	Caldwell
Arlene N. Marshall	Director	2/1/11	Calhoun
Frank J. Pagel	Director	2/1/13	Refugio
James L. Powers	Director	2/1/13	Hays
Michael D. Schultz	Director	2/1/15	Kendall
Myrna P. McLeroy	Director	2/1/13	Gonzales
Clifton L. Thomas, Jr.	Director	2/1/15	Victoria

Management Team

NAME	POSITION	YEARS SERVICE
EXECUTIVE STAFF		
William E. West, Jr.	General Manager	17
David M. Welsch	Executive Mgr of Business Development & Resource Mgmt	38
Alvin Schuerg	Executive Manager of Finance & Administration	30
Dr. Todd H. Votteler	Executive Manager of Intergovernmental Relations & Policy	11
James Murphy	Executive Manager of Water Resources & Utility Operations	3
Bruce Wasinger	General Counsel	3
MANAGEMENT STAFF		
Vacant	Director of Project Development	-
Bryan Serold	Operations Manager – Lower Basin	35
Debbie Magin	Director of Water Quality Services	35
Thomas Hill	Chief Engineer	35
John Smith	Operations Manager – Upper Basin	30
Gary Asbury	Manager of Project Engineering	11
Barbara Gunn	Human Resources Manager	9
Tommie Rhoad	Customer Rep & Eco Development Manager	8
LaMarriol Smith	Manager of Communication/Education	4
	Total Years of Service	**269**

Staffing Summary

Total Authorized Positions by Year

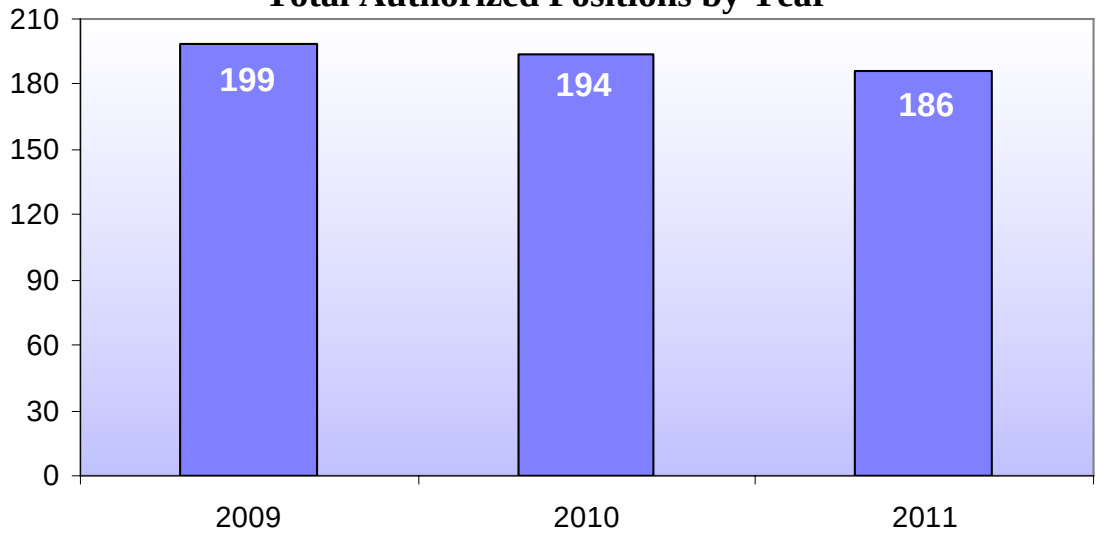

Authorized Positions by Division

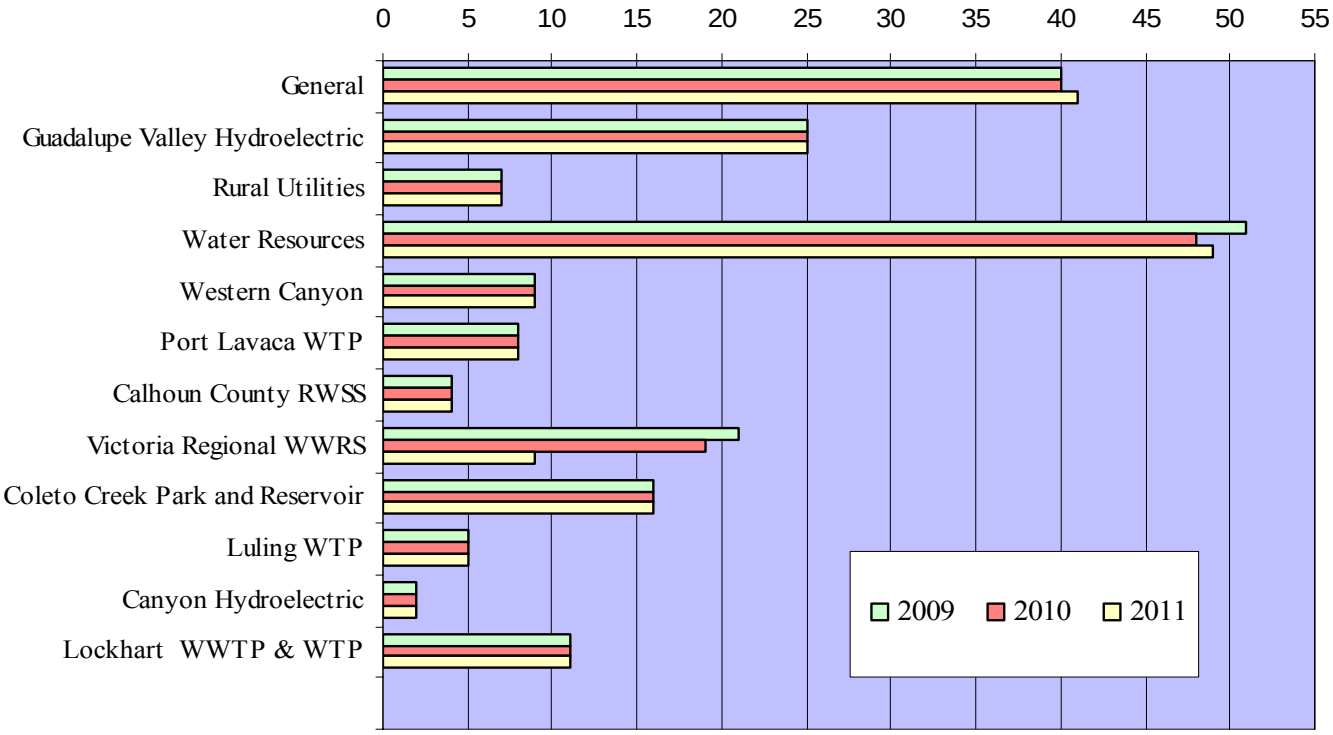

Staffing Summary

Division	# of Authorized Positions (FTE)		
	2009	2010	2011
General	40	40	41
Guadalupe Valley Hydroelectric	25	25	25
Rural Utilities	7	7	7
Water Resources	51	48	49
Western Canyon	9	9	9
Port Lavaca WTP	8	8	8
Calhoun County RWSS	4	4	4
Victoria Regional WWRS	21	19	9
Coleto Creek Park and Reservoir	16	16	16
Luling WTP	5	5	5
Canyon Hydroelectric	2	2	2
Lockhart WWTP & WTP	11	11	11
Total	**199**	**194**	**186**

Changes from FY 2009 to FY 2010
2-Laboratory Technician positions were removed from the Regional Lab.
1-Water Tender position was removed from Calhoun Canal.
1-Supply Chief position was removed in Victoria WWTP.
1-Electrical/Instrumentation Technician was removed in Victoria WWTP.
Personnel Administration Coordinator title was changed to Human Resources Manager in General.
Trust Conservation Specialist title was changed to Executive Director of Trust in General.
Trust Coordinator title was changed to Projects & Grants Specialist in General.
Distribution Lead Operator was changed to Senior Operator in Western Canyon WDS.

Changes from FY 2010 to FY 2011
1-SA Bay Foundation Director position was added in General Division.
1-Quality Assurance Officer position was added in the Regional Laboratory.
6-Operator positions were removed in Victoria WWTP.
4-Maintenance Crew positions were removed in Victoria WWTP.
Board Relations Assistant title was changed to Board Relations & Publications Specialist in General.
Education Coordinator title was changed to Environmental Education Administrator in General.
Projects & Grant Specialist title was changed to Projects & Publications Specialist in General.

Authorized Spending Levels

Budgeted Purchases

Over $25,000	
General Manager	Executive Manager of Intergovernmental Relations & Policy
Executive Manager of Business Development & Resource Management	Manager of Water Resources & Utility Operations
Executive Manager of Finance & Administration Executive	General Counsel

Up to $25,000	
Chief Engineer	Human Resources Manager
Customer Representative & Eco Development Mgr	Manager of Communications & Education
Director of Project Development	Manager of Project Engineering
Director of Water Quality Services	Operations Manager – Lower Basin (*)
Division Manager – Comal/Kendall Counties	Operations Manager – Upper Basin (*)
Division Manager – Guadalupe/Gonzales Counties	Port Lavaca Operations Manager
Division Manager – Hays/Caldwell Counties	

Up to $10,000	
Plant Manager – San Marcos WTP	Regional Laboratory Director
Plant Manager – Victoria WWTP	Technical Consultant II
Plant Manager – Western Canyon WTP	

Up to $5,000	
Assistant Division Managers	Division Manager – Lockhart Division
Chief Operators	Engineer II
Chief Ranger – Coleto Creek Park	

Up to $1,000	
Accountant	Exec. Director of Guadalupe-Blanco River Trust
Board Relations & Publications Specialist	Facilities Technician
Chief Ranger – Lake Wood	Network Administrator
Environmental Education Administrator	Projects & Publications Specialist
Executive Assistant to the General Manager	Public Communication Assistant

(*) = Manager is empowered to temporarily delegate the approval of budgeted purchases up to $1,000 and non-budgeted purchases up to $500 in his absence. The temporary delegation will be documented in the form of a memo and provided to Accounting.

Authorized Spending Levels

Non-Budgeted Purchases

Over $5,000	
General Manager	Executive Manager of Intergovernmental Relations & Policy
Executive Manager of Business Development & Resource Management	Manager of Water Resources & Utility Operations
Executive Manager of Finance & Administration Executive	General Counsel

Up to $5,000	
Chief Engineer	Human Resources Manager
Customer Representative & Eco Development Mgr	Manager of Communications & Education
Director of Project Development	Manager of Project Engineering
Director of Water Quality Services	Operations Manager – Lower Basin (*)
Division Manager – Comal/Kendall Counties	Operations Manager – Upper Basin (*)
Division Manager – Guadalupe/Gonzales Counties	Port Lavaca Operations Manager
Division Manager –Hays/Caldwell Counties	

Up to $1,000	
Plant Manager – San Marcos WTP	Regional Laboratory Director
Plant Manager – Victoria WWTP	Technical Consultant II
Plant Manager – Western Canyon WTP	

Up to $500	
Assistant Division Managers	Division Manager – Lockhart Division
Chief Operators	Engineer II
Chief Ranger – Coleto Creek Park	

(*) = Manager is empowered to temporarily delegate the approval of budgeted purchases up to $1,000 and non-budgeted purchases up to $500 in his absence. The temporary delegation will be documented in the form of a memo and provided to Accounting.

Staffing and Compensation Tables

POSITION	PAY GRADE
GENERAL DIVISION	
General Manager	Executive
Executive Manager of Finance & Administration	Executive
Executive Manager of Intergovernmental Relations & Policy	Executive
General Counsel	Executive
Manager of Project Engineering	13
Manager of Communications & Education	12
Technical Consultant II	11
Technical Consultant II	11
Executive Director of Guadalupe-Blanco River Trust	10
Human Resources Manager	9
Accountant	8
Accountant	8
Executive Assistant to the General Manager	8
Network Administrator	8
Project Manager	8
Web Master	8
Database Administrator	7
Environmental Education Administrator	7
Board Relations & Publications Specialist	6
Facilities Technician	6
Operations Assistant	6
Projects & Publications Specialist	6
Accounting Assistant II	5
Accounting Assistant II	5
Construction Inspector	5
Construction Inspector	5
Construction Inspector	5
Construction Inspector	5
Records Manager	5
Accounting Assistant I	4
Accounting Assistant I	4
Administrative Services Assistant	4
Maintenance Technician	4
Customer Service Assistant	3
Customer Service Assistant	3
Operations Secretary	3
Public Communications Assistant	3
Records Clerk	3
Intern	N/A
Intern	N/A
SA Bay Foundation Director	*

STAFFING AND COMPENSATION TABLES (Continued)

POSITION	PAY GRADE
GUADALUPE VALLEY HYDROELECTRIC DIVISION	
Division Manager – Guadalupe/Gonzales Counties	11
Assistant Division Manager	10
Maintenance Supervisor II	8
Maintenance Supervisor II	8
Maintenance Supervisor I	7
Electrical/Instrumentation Technician	7
Electrical/Instrumentation Technician	7
Purchasing Agent	7
Control Room Operator	5
Control Room Operator	5
Control Room Operator	5
Control Room Operator	5
Heavy Equipment Operator	5
Plant Attendant	4
Maintenance Crew II	3
Maintenance Crew II	3
Maintenance Crew	3
Maintenance Crew	3
Maintenance Crew	3
Maintenance Crew	3
Maintenance Crew	3
Maintenance Crew	3
Maintenance Crew	3
Maintenance Crew	3
Maintenance Crew	3

POSITION	PAY GRADE
RURAL UTILITIES DIVISION - SHADOW CREEK WWTP	
Chief Operator	8
Operator I	1
RURAL UTILITIES DIVISION – RUD WWTP SYSTEMS	
Chief Operator	8
Operator IV	4
Operator III	3
Operator III	3
Operator II	2

STAFFING AND COMPENSATION TABLES (Continued)

POSITION	PAY GRADE
WATER RESOURCES DIVISION - WATER SALES	
Executive Manager of Water Resources and Utility Operations	Executive
Executive Manager of Business Development & Resource Mgmt	Executive
Operations Manager – Lower Basin	15
Operations Manager – Upper Basin	15
Chief Engineer	15
Director of Project Development	13
Director of Water Quality Services	13
Division Manager-Comal/Kendall Counties	11
Division Manager-Hays/Caldwell Counties	11
Customer Rep & Eco Dev Manager	10
Engineer II	10
Engineer I	9
Regional Representative	8
Assistant Chief Ranger	7
Part-time Hydrologist/Technician	7
Operations Assistant	6
Project Coordinator	6
Water Quality Technician	6
Engineering and Water Quality Assistant	5
Natural Resource Specialist	5
Maintenance Chief	4
Administrative Assistant	3
Park Ranger	3
WATER RESOURCES DIVISION - REGIONAL LAB	
Regional Laboratory Director	10
Laboratory Analyst I	6
Laboratory Analyst I	6
Quality Assurance Officer I	5
Laboratory Technician II	4
Laboratory Technician II	4
Laboratory Technician I	3
Part-time Lab Assistant	1
Intern	N/A

STAFFING AND COMPENSATION TABLES (Continued)

POSITION	PAY GRADE
WATER RESOURCES DIVISION - CALHOUN CANAL	
Port Lavaca Operations Manager	11
Chief Water Tender	8
Heavy Equipment Operator	5
Senior Water Tender	5
Maintenance Chief	4
Water Tender	4
Water Tender	4
Maintenance Operator	3
Part-time Maintenance Crew	2
WATER RESOURCES DIVISION – SAN MARCOS WTP	
Plant Manager	10
Operator IV	4
Operator III	3
Operator III	3
Operator III	3
Operator II	2
Operator II	2
WATER RESOURCES DIVISION - BUDA WWTP	
Chief Operator	8
Operator IV	4
Operator II	2

POSITION	PAY GRADE
WESTERN CANYON DIVISION	
Plant Manager	10
Electrical/Instrumentation Technician	7
Senior Operator	5
Operator IV	4
Operator III	3
Operator II	2
Distribution/Plant Operator	2
Distribution/Plant Operator	1
Operator I	1

STAFFING AND COMPENSATION TABLES (Continued)

POSITION	PAY GRADE
PORT LAVACA WTP DIVISION	
Chief Operator	8
Maintenance Technician	6
Secretary	6
Maintenance Chief	4
Operator III	3
Operator II	2
Operator II	2
Operator II	2

POSITION	PAY GRADE
CALHOUN COUNTY RWS DIVISION	
Chief Operator	8
Senior Operator	6
Maintenance Operator	3
Assistant Secretary	2

POSITION	PAY GRADE
VICTORIA REGIONAL WWR DIVISION	
Plant Manager	10
Chief Operator	8
Lab Technician III	5
Senior Maintenance Technician	5
Operator IV	4
Administrative Assistant	3
Lab Assistant	3
Maintenance Crew	3
Operator III	3

STAFFING AND COMPENSATION TABLES (Continued)

POSITION	PAY GRADE
COLETO CREEK DIVISION - RESERVOIR	
Chief Operator	8
Electrical/Instrumentation Technician	7
Office Manager	6
Maintenance Crew	3
Maintenance Crew	3
Maintenance Crew	3
Maintenance Crew	3
Part-time Maintenance Crew	2
COLETO CREEK DIVISION – RECREATION	
Chief Ranger	9
Reservoir Ranger I	4
Reservoir Ranger I	4
Reservoir Ranger I	4
Reservoir Ranger I	4
Reservoir Ranger I	4
Administrative Assistant	3
Reservoir Ranger II	3
Seasonal Ranger	1

POSITION	PAY GRADE
LULING WATER TREATMENT PLANT	
Chief Operator	8
Operator IV	4
Operator III	4
Operator II	2
Operator II	2

POSITION	PAY GRADE
CANYON HYDROELECTRIC DIVISION	
Electrical/Instrumentation Technician	7
Maintenance Crew II	4

STAFFING AND COMPENSATION TABLES (Continued)

POSITION	PAY GRADE
LOCKHART DIVISION – LOCKHART WWTP	
Lockhart Operations Manager	9
Operator IV	4
Operator III	3
Operator II	2
Operator I	1
LOCKHART DIVISION – LOCKHART WTP	
Chief Operator	8
Operator II	2
Operator II	2
Operator II	2
Operator I	1
Operator I	1

Wage Compensation Structure

Pay Grade	Minimum Hourly/Annual	Maximum Hourly/Annual
1	$11.31	$18.12
2	$13.20	$21.16
3	$15.09	$24.18
4	$15.74	$25.22
5	$16.37	$26.21
6	$17.30	$27.71
7	$19.51	$31.24
8	$45,802	$73,376
9	$50,987	$81,681
10	$55,557	$89,000
11	$60,848	$97,479
12	$66,667	$106,800
13	$73,950	$118,470
14	$79,312	$127,058
15	$85,063	$136,269
Executive	Set by Board or General Manager	

* - New or revised position. Job description is being reviewed for selection of appropriate pay grade.

Financial Summary

Background

The Guadalupe-Blanco River Authority (GBRA) is a political subdivision of the State of Texas, created by the Texas Legislature in 1935 by Article 8280-106 Vernon's Texas Civil Statutes. GBRA is a separate self-supporting governmental unit serving a ten county area and is administered by a nine-member board of directors who are appointed by the Governor of the State of Texas. The State of Texas does not have any financial accountability for GBRA; therefore, GBRA is not a part of the State's reporting entity. GBRA cannot levy or collect taxes, or in anyway pledge the general credit of the State of Texas; therefore, no legal debt limit exists for GBRA. Since GBRA does not have the power of taxation, there is no appropriated budget or encumbrance accounting system.

GBRA's accounting system does not include any governmental fund types, but rather consists solely of twelve enterprise funds (the General Division and eleven operating divisions) of which there are no further divisible segments. Enterprise funds in practice are used to account for operations that are financed and operated in a manner similar to a private business. Since GBRA's operations are managed to be self-supporting through customer charges, the utilization of enterprise funds is appropriate. This type of fund provides GBRA management accountability for revenues earned, costs incurred, services provided, and the establishment of customer charges. Management accountability also includes the recognition and recovery of administrative costs incurred by the General Division on behalf of GBRA's operating divisions. All of these enterprise funds are described in more detail in the following sections of this consolidated Work Plan and Budget.

Revenue Summary

The operating divisions of GBRA provide a multitude of services to individuals, cities, rural water corporations, electric cooperatives, and industry. These services include hydroelectric generation, water treatment, wastewater treatment, laboratory analysis, recreation opportunities, and raw water delivery. It is only through the provision of these services that GBRA earns the necessary revenue to support its operations.

The table and graph on the following page give an overview of GBRA's financial outlook for this budgeted year.

Financial Summary

Division	Guadalupe-Blanco River Authority				
			Funds		Change in
	Revenue	Expenses	Sources	Uses	Fund Balance
General	2,729,458	2,504,201	377,004	489,443	112,818
G. V. Hydro	3,499,713	2,603,699	0	841,244	54,770
Rural Utilities	1,875,034	1,799,918	976,050	1,022,073	29,093
Water Resources	25,509,655	16,886,104	0	8,466,455	157,096
Western Canyon	4,051,979	3,916,993	0	109,000	25,986
Port Lavaca	1,598,689	1,332,397	0	266,172	120
Rural Water	930,679	910,967	0	7,500	12,212
Victoria	788,609	751,758	0	36,250	601
Coleto Creek	1,617,109	1,585,422	0	29,000	2,687
Luling	1,412,851	1,166,259	19,241	216,397	49,436
Canyon Hydro	1,532,971	614,635	0	918,336	0
Lockhart	2,286,269	1,699,185	0	585,584	1,500
	47,833,016	35,771,538	1,372,295	12,987,454	446,319

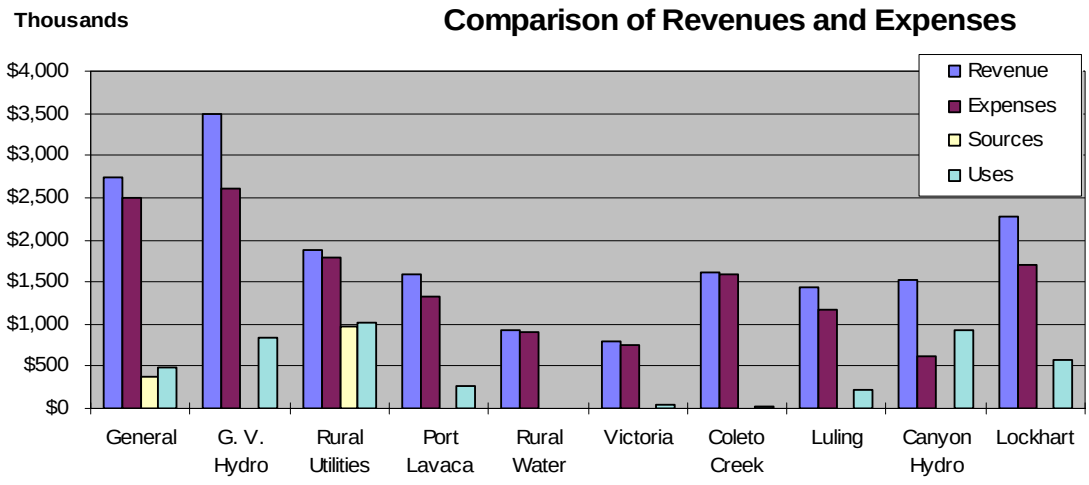

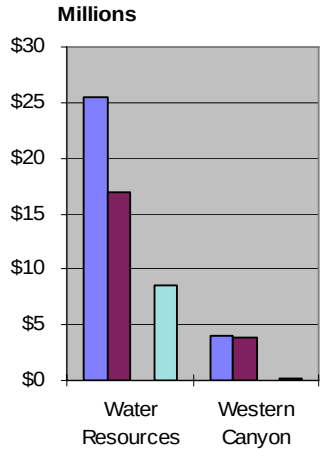

Note: Sources of funds consist of proceeds from interfund loans and proceeds from debt issuance. Uses of funds consist of purchases of fixed assets, construction costs, interfund loan repayments, project development costs and principal payments on external debt.

Financial Summary

The GBRA enabling act clearly provides that it is the responsibility of GBRA to develop, conserve and protect the waters of the Guadalupe River Basin. Also implicit within that act is the ability for GBRA to supply water to meet the short-term water needs of parts of the region adjacent to GBRA's district. GBRA has worked closely throughout its history with municipalities and other entities in the river basin to fulfill that mandate. However during the last several years, several factors have led to the public's increasing awareness of water issues and a sense of urgency to secure future water supply needs. Perhaps principal among these factors is the growing population in Texas along with short-term droughts that regularly occur in south central Texas. Estimates by the Texas Water Development Board indicate that the state's population will double during the next fifty (50) years causing a 15% increase in water usage and annual water consumption in Texas is projected to increase by 2,000,000 acre-feet per year (AF/YR) between the years 2000 and 2050. Total water demand within the GBRA District is expected to rise approximately 148,500 AF/YR due to an expected increase in population from 471,800 residents to 1,104,500.

GBRA is developing or has developed several new water supply projects to help meet these needs. One of these new projects that was completed in FY 2006, the Western Canyon project, provides a 10.0 MGD treated water supply system for the Cities of Boerne, Bulverde, Fair Oaks Ranch, San Antonio, and unincorporated areas of Comal and Kendall Counties. Another project completed in the last few years is the Luling-to-Lockhart Treated Water Delivery System. This project uses 1.5 MGD of capacity in the Luling Water Treatment Plant, treats that amount of raw water from the San Marcos River, and transports it to the City of Lockhart. A third new water supply project is the Interstate 35 Treated Water Supply Project. This project, which became operational in FY 2006, currently delivers approximately 5 MGD of water to the northern portions of Hays County, particularly that portion along and east of IH 35. Principal customers of the IH 35 project are the Cities of Kyle and Buda, along with the GoForth SUD, Monarch Utilities L.P. and the Sunfield MUD. In order for this project to meet the full projected demand of 12 MGD, the City of San Marcos water treatment plant was expanded upon GBRA's request from 9 MGD up to 21 MGD during FY 2008. The pipeline that delivers raw water for the San Marcos WTP and the IH35 Project also underwent a pump station expansion during FY 2008 increasing its capacity up to approximately 22 MGD. Continuing expansion work on this pump station as well as operational upgrades of the pipeline will eventually increase the projects pumping capacity up to 25 MGD. GBRA is currently participating in the conceptual development of various additional sources of raw water to provide sufficient water to meet a portion of Guadalupe River Basin water needs over the next 50 years. In addition to these large water projects, GBRA is also assisting development in Comal and Hays counties with the construction of three new wastewater treatment plants to serve large subdivisions in the growth corridors north of the City of San Antonio, south of the City of Austin, and in the area surrounding Canyon Reservoir.

Most of the construction costs of these new wastewater plants, approximately $3,318,000, was incurred in FY 2009 and was principally funded by payments from the land developer. Additionally, the expansion of the Canyon Park Wastewater Plant was expanded in FY 2009-10 with approximately $1,909,000 of funds provided by a developer of condominiums in the Plant's service area. Each of these new or expanded plants will start their first full year of operation in FY 2010 or FY 2011. Funds to repay the operating, capital, and debt service costs of all of GBRA's projects following their start-up generally comes from water sale and operating contracts, principally with existing customers. Detailed information on these projects can be found in the contracts with these entities.

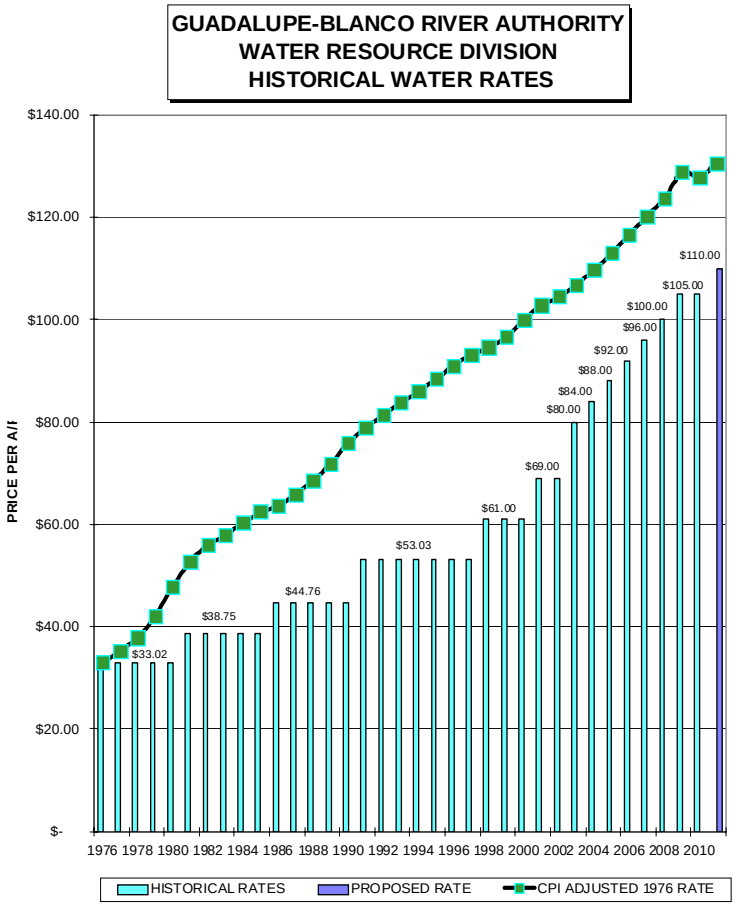

The increasing demand for stored water out of the Canyon Reservoir has required GBRA to expend a great deal of time in the evaluation of additional, alternative sources of water supply. In March 2003, GBRA received the final authorization from the State of Texas to increase the firm yield of Canyon Reservoir 50,000 A/F to 90,000 A/F. The present level of commitments from the reservoir approximates 80,000 acre-feet per year with the remaining firm yield expected to be committed very soon.

GBRA operations and water supply for the communities in the basin are contingent on the flow of the river and stored water out of the reservoir. The Board of Directors adopted a rate structure for water from reservoir storage in 1974. This rate structure provides an equitable charge to all firm water customers. The accompanying graph displays the water supply rate trend over the past thirty four years. It is clear in this graph that the water supply rate has trended higher over the last several years in order to provide the financial resources to meet the expanding water resource and water quality demands of a growing population in the Guadalupe River Basin. After a one year hiatus, the water supply rate is budgeted to increase from $105 per acre-foot per year to $110 per acre-foot per year (AF). Additional, future water supply rate increases will be implemented as the costs within the Water Supply System rise or as the demand for water grows and new water supply sources are constructed.

Financial Trend

The following graph represents GBRA's steady grow th and financial trend since the "kick-off" of the water operations with the purchase of Guadalupe Valley Hydroelectric System and the Calhoun Canal System in the early 1960's. The la test system addition is the operation of the Johnson Ranch WDS in May 2009 and the Johnson Ranch WWTP in June 2009. These systems, located in the Com al County, currently serv e the Johnson Ranch Elementary Scho ol and will eventually provide service to the residents of Johnson Ranch subdivision.

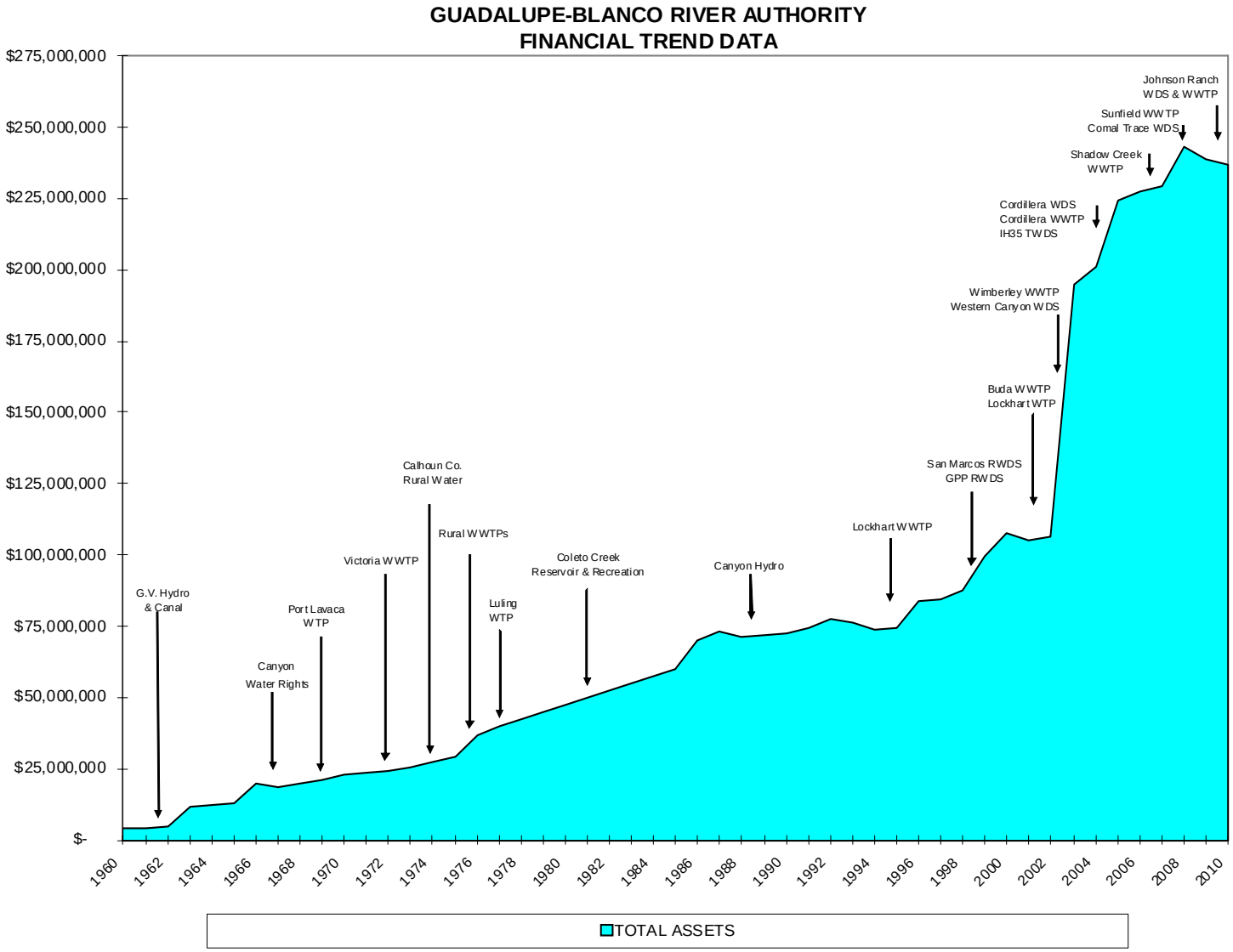

Interfund Trend Data

GBRA has been able to accumulate some cash reserves within the General Division over time. Historically, these reserves were the result of the Comal Power Plant lease from 1942-1972. More recently, these reserves have resulted from efficient operations and the requirement of a debt coverage factor on GBRA's new bond issues. These reserves are used from time to time to assist the operating divisions of GBRA by offering interfund loans to provide "up-front" or "seed" money as a project's local sponsor. The balance of interfund loans hit its peak in 1994 and at the same time, GBRA's available cash and investments hit their all-time low. The turnaround of this trend came with the conclusion of the lawsuit related to the Edwards Aquifer along with increasing water sales as growth in the river basin accelerated.

As a result of these factors, the amount of outstanding interfund loans has dropped considerably while at the same time, GBRA's financial resources as denoted by the amount of available cash and investments have increased. These very positive trends were actually goals that were established in the 1997 and 2003 GBRA Five Year Financial Plans. The interfund trend data is identified in the graph below:

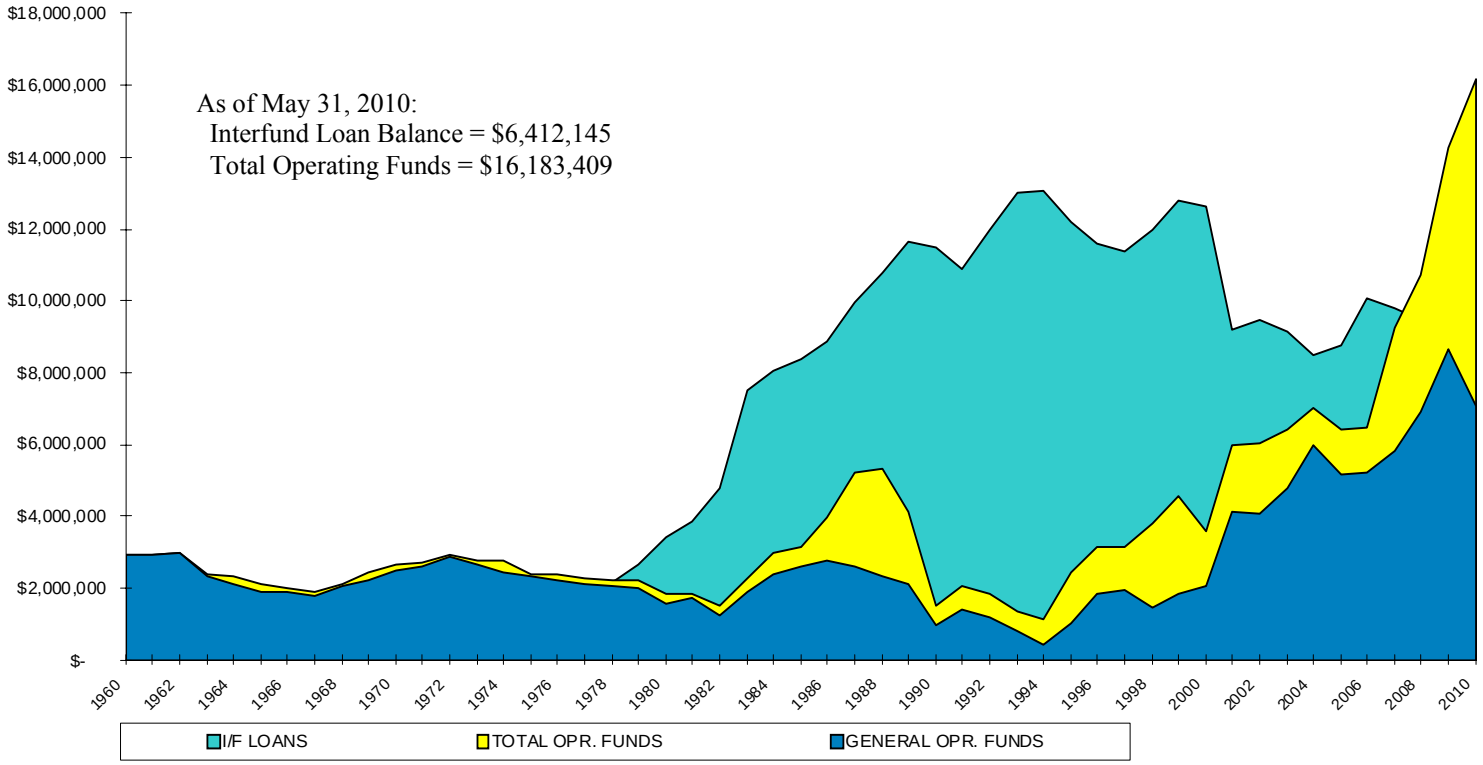

Note: Except for the current year which is not complete, this graph depicts audited financial statement amounts only and is not projected into the budget year.

Types of Operating Systems

GBRA divisions are segregated into systems to allow for cost accounting and control. Each system has one of two types of budgets, either "Budget-to-Actual" or "Units of Service". Budget-to-Actual systems provide services based on a budget approved by the customer and GBRA. During the course of the year, the customer is billed based on the annual budget with those billings adjusted to the total actual cost of service at each fiscal year end. Unit-of Service budgets are for the other GBRA operations where the customer pays for some type of service based on a unit of measure at a rate approved by the GBRA Board of Directors. The revenue, derived from these customers, pay the operating and maintenance, debt service, and capital addition expenses of the system. In these divisions and systems, the income is completely dependent upon the number of units sold. The table below distinguishes the systems according to the type of operations in which they operate:

Budget-to-Actual Operations:	Principal Customers	County
Shadow Creek Wastewater Treatment Plant	North Hays County MUD #1	Hays
Northcliffe Wastewater Treatment Plant	City of Schertz	Guadalupe
Sunfield Wastewater Treatment Plant	Sunfield MUD #4	Hays
Buda Wastewater Treatment Plant	City of Buda	Hays
Port Lavaca Water Treatment Plant	City of Port Lavaca	Calhoun
Victoria Regional Wastewater Reclamation System	City of Victoria	Victoria
Coleto Creek Reservoir	Coleto Creek Power, LP	Victoria/Goliad
Luling Water Treatment Plant	City of Luling	Caldwell
Canyon Hydroelectric Plant	New Braunfels Utilities	Comal
Lockhart Wastewater Reclamation System	City of Lockhart	Caldwell
Lockhart Water Treatment Plant	City of Lockhart	Caldwell

Unit of Service Operations:	Principal Customers	County
General Division	GBRA Systems	Guadalupe
Guadalupe Valley Hydroelectric Division	Guadalupe Valley Electric Coop.	Guadalupe/Gonzales
Canyon Park Wastewater Reclamation System	Residential Customers	Comal
Dunlap Wastewater Reclamation System	Residential Customers	Guadalupe
Springs Hill Wastewater Reclamation System	Residential Customers	Guadalupe
Wimberley Wastewater Treatment Plant	Village of Wimberley	Hays
Water Sales System	Communities, industries, farmers	Entire River Basin
Regional Laboratory System	Residential, Industrial, City Customers	Guadalupe
Calhoun Canal System	Farmers, Port Lavaca Plant, Industrial	Calhoun
San Marcos Water Treatment Plant	City of San Marcos	Hays
Western Canyon Division	Boerne, Bulverde, Fair Oaks, Cordillera	Comal/Kendall
Bulverde Water Distribution System	Residential and Commercial Customers	Comal
Cordillera Water Treatment Plant	Residential and Commercial Customers	Kendall
Cordillera Wastewater Treatment Plant	Residential and Commercial Customers	Kendall
Comal Trace Water Distribution System	Residential and Commercial Customers	Comal
Johnson Ranch Water Distribution System	Residential Customers, Public School	Comal
Johnson Ranch Wastewater Treatment Plant	Residential Customers, Public School	Comal
Calhoun County Rural Water System	Residential Customers	Calhoun
Coleto Creek Recreation	Recreational Customers	Victoria/Goliad

Historical Operating Revenues

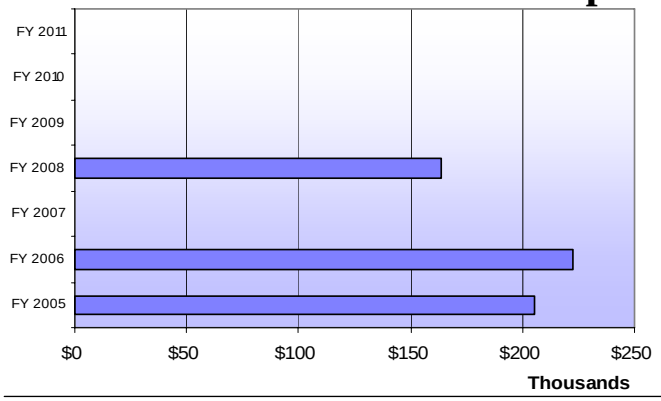

Pollution & Industrial Financing

GBRA receives revenues for providing financing services for tax-exempt industrial development and pollution control bond issues. This revenue reimburses interest expense GBRA incurs on these bond issues. During FY 2006 all these bonds were retired until in FY 2008 when GBRA refinanced bonds for American Electric Power and received revenue of $163,560.

Power Sales

Power sales are contingent on river flows. These revenues remain relatively stable due to a facility charge in G.V. Hydroelectric Division and certain contractual provisions within the Canyon Hydroelectric Division. The increase in FY 2011 is largely due to the anticipated combined rate increase from $0.0395/kwh to $0.0555/kwh in the GV Hydro Division.

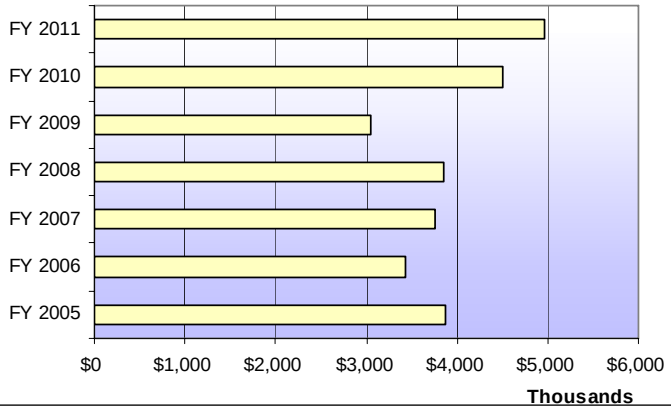

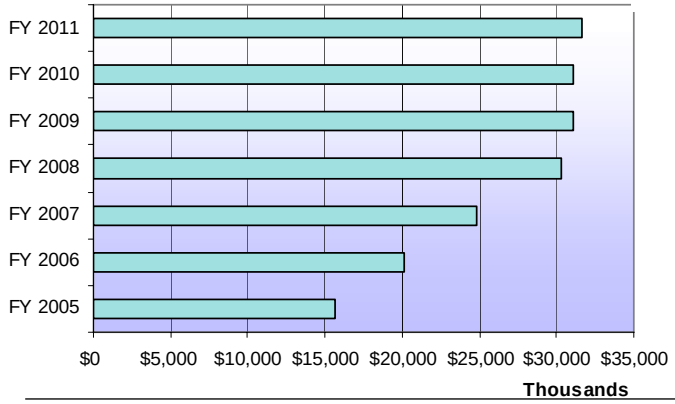

Water Sales and Lake Operations

Water Sales and Lake Operations revenues are derived from the sale of raw and treated water to customers throughout the river basin. These have increased over the past seven years due to the demand for more water and the initiation of new water projects such as the Western Canyon, Luling-to-Lockhart, IH35 projects and the associated project debt service.

Recreation and Land Use

Coleto Creek Park, Lakewood Recreational Area and Nolte Island Park provide park facilities and water recreation for customers. Park permits issued are anticipated to increase from approximately 36,700 permits in 2005 to an anticipated 37,800 permits in 2011.

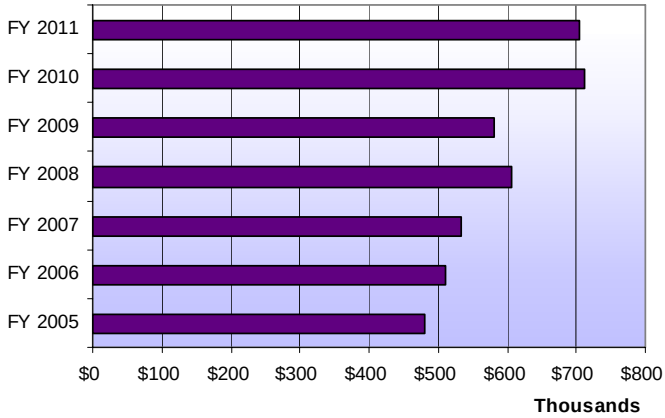

Historical Operating Revenues

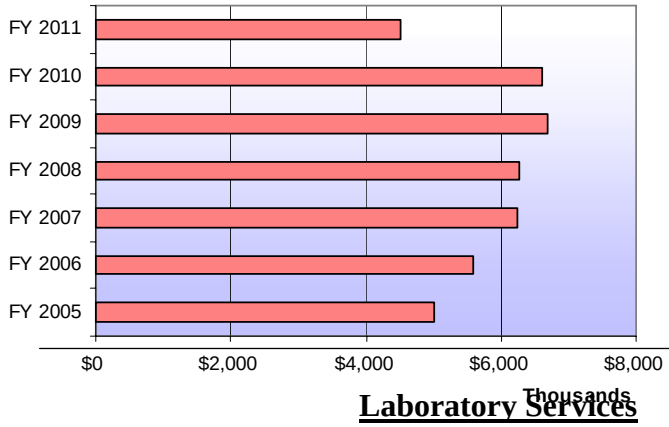

Wastewater Services

The treatment of wastewater has steadily increased from 4,139,300/M gal. in 2005 to a projected 3,752,316/M gal. in 2010; however a significant decrease is expected in 2011 due to the termination of the operating contract with the City of Victoria in December 2010.

Laboratory Services

Laboratory revenue is derived from sampling, testing, and analyzing water from a diverse group of customers. New technology and equipment added since FY 2006 allows GBRA to provide additional tests for lab customers.

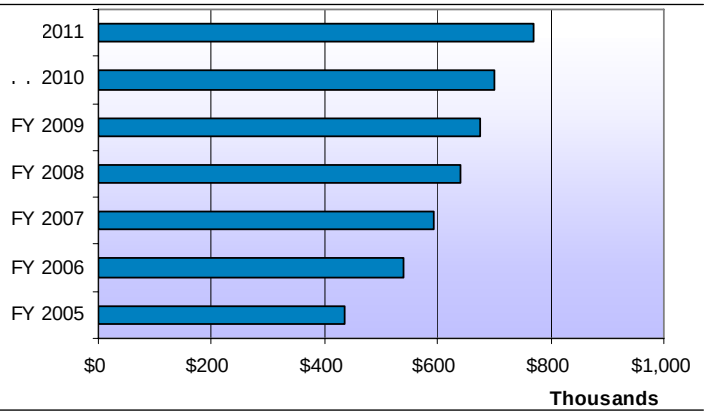

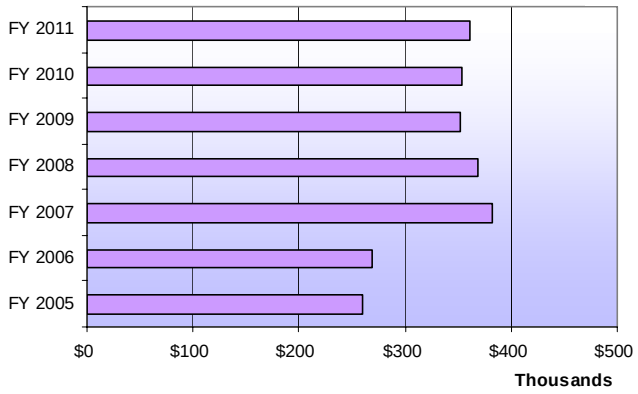

Rentals

Income from the rental of building facilities and leasing of land remained relatively the same until FY 2007 when the additional financing occurred for the expansion of the Seguin office. This additional rental revenue reimburses debt service expenditures incurred by the Water Resource Division.

Administrative and General

Administrative & General (A&G) charges are received in the General Division from other systems of GBRA for technical and administrative support. A&G revenue is expected to decrease in 2011, despite the increase in the A&G rate from 32% to 33%, due to a reduction in labor expense, which is the basis for the A&G charge. The reduction in labor expense is primarily in the Victoria WWTP Division.

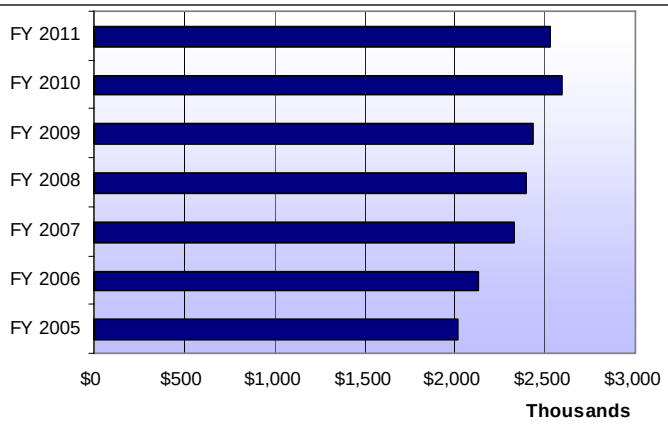

Historical Operating Revenues

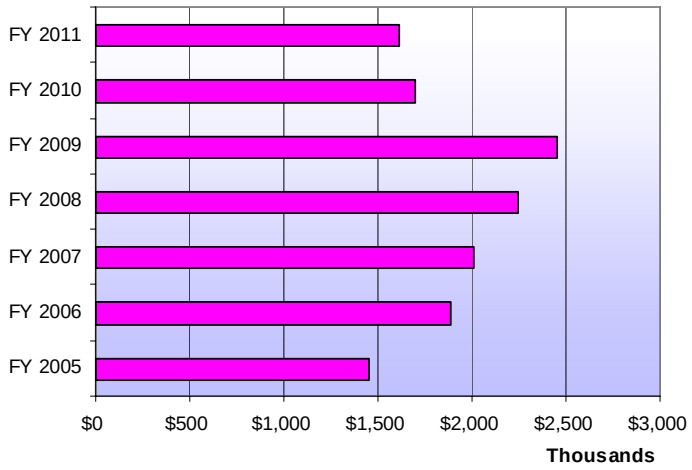

Miscellaneous Income

Miscellaneous income includes a variety of revenue sources including the sale of GBRA assets, renewable energy credits, payments from developers, and grant and insurance reimbursements from periodic repair of flood damages.

Operating Revenue Trend

The following table identifies the revenue trends over the last seven years for all of GBRA's operations:

Revenues	FY 2005 Actual	FY 2006 Actual	FY 2007 Actual	FY 2008 Actual	FY 2009 Actual	FY 2010 Budget	FY 2011 Budget
Pollution & Industrial Financing	205,233	222,657	--	163,560	--	--	--
Power Sales	3,872,868	3,427,563	3,764,212	3,854,491	3,056,054	4,496,505	4,970,960
Water Sales & Lake Operations	15,663,761	20,122,066	24,850,270	30,255,711	31,051,511	31,091,341	31,637,084
Recreation & Land Use	480,654	511,756	534,433	605,257	580,244	711,200	705,020
Wastewater Services	5,002,254	5,581,511	6,248,195	6,271,514	6,683,468	6,618,656	4,514,614
Laboratory Services	435,819	538,302	594,524	641,059	675,585	700,000	770,000
Rentals	260,334	269,495	382,364	368,345	352,667	354,150	361,065
Administrative & General	2,014,919	2,130,695	2,326,112	2,389,963	2,432,480	2,597,540	2,531,158
Miscellaneous Income	1,451,511	1,884,217	2,008,229	2,249,902	2,456,640	1,700,027	1,608,782
Total	**29,387,353**	**34,688,262**	**40,708,340**	**46,799,803**	**47,288,647**	**48,269,419**	**47,098,683**

Historical Operating Expenses

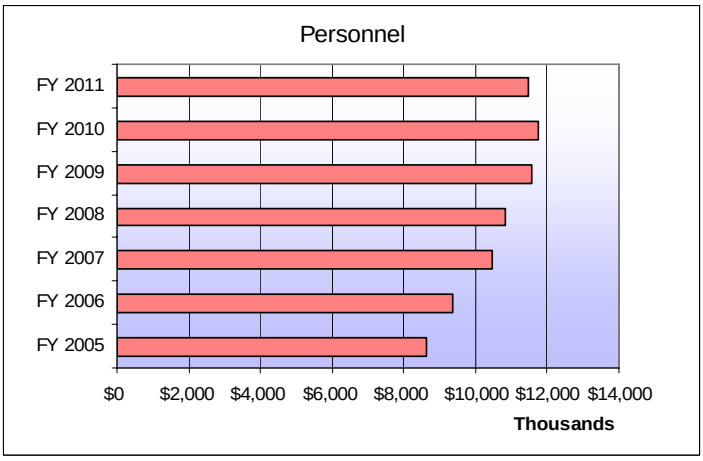

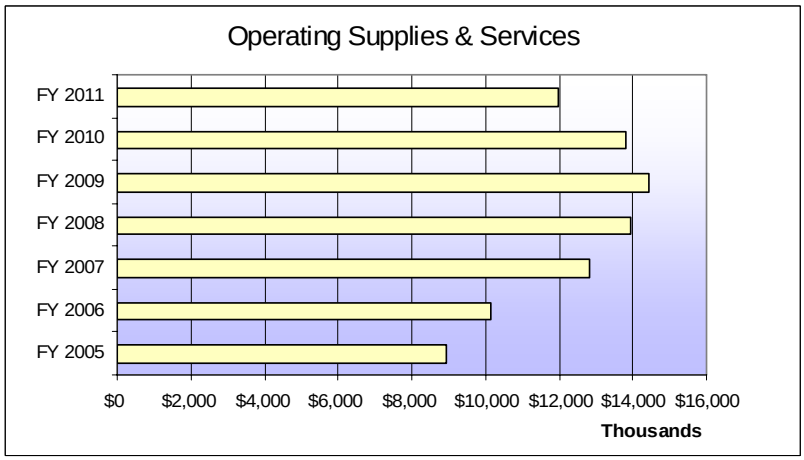

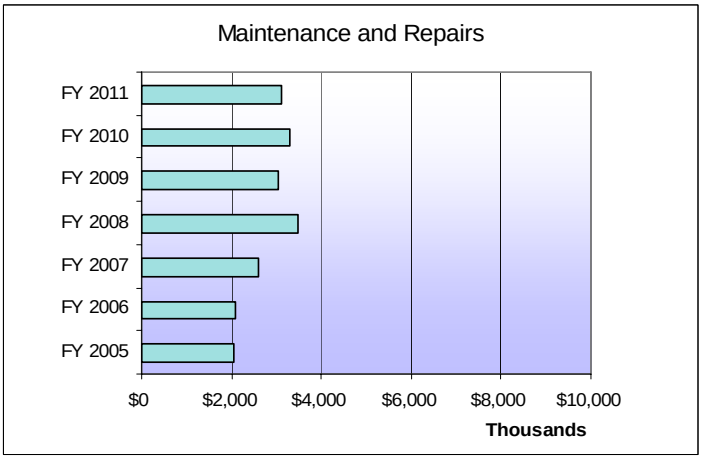

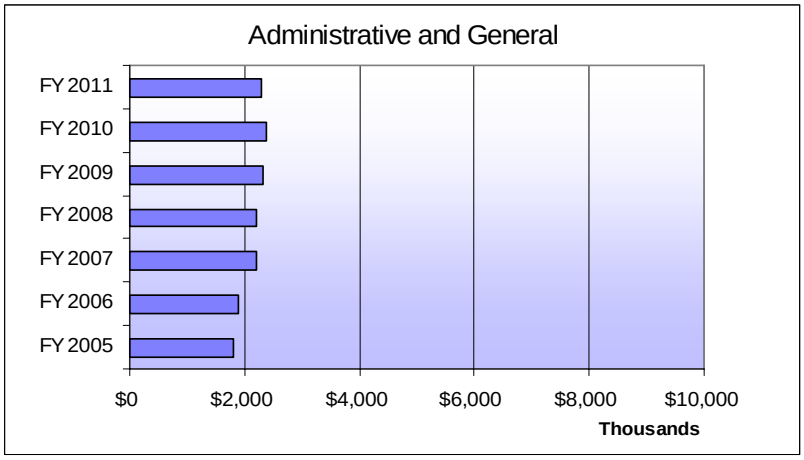

Operating Expense Trend

The following table identifies the expense trends over the last seven years for all of GBRA's operations:

Expenses	FY 2005 Actual	FY 2006 Actual	FY 2007 Actual	FY 2008 Actual	FY 2009 Actual	FY 2010 Budget	FY 2011 Budget
Personnel	8,618,247	9,364,610	10,487,720	10,835,398	11,586,707	11,758,580	11,454,656
Operating Supplies & Services	8,935,266	10,143,198	12,822,632	13,927,255	14,439,058	13,475,436	11,943,709
Maintenance and Repairs	2,061,239	2,098,093	2,615,881	3,478,630	3,024,546	3,282,500	3,123,228
Administrative and General	1,807,802	1,893,579	2,205,286	2,209,584	2,308,258	2,373,406	2,304,836
Total	**21,422,554**	**23,499,480**	**28,131,519**	**30,450,867**	**31,358,567**	**30,889,922**	**28,826,429**

Rates and Rate Structures

GENERAL DIVISION	2009 Actual	2010 Actual	2011 Budget
Administrative & General Charge	32%	32%	33%

GUADALUPE VALLEY HYDRO DIVISON	2009 Actual	2010 Actual	2011 Budget
Energy Charge	$0.0202/kWh	$0.0202/kWh	$0.0314/kWh
Facility Charge	$100,000/mo.	$100,000/mo.	$125,000/mo.
Subordination Rate	$5.00/AF	$5.00/AF	$5.00/AF
Hydro Modification Permit Fee	$300.00/permit	$300.00/permit	$300.00/permit

RURAL UTILITIES DIVISION	2009 Actual	2010 Actual	2011 Budget
Reconnect Fee	$500.00	$500.00	$500.00
Transfer Fee	$40.00	$40.00	$40.00
ACH Fee: individual bank draft at customers request	$25.00	$25.00	$25.00
NSF Fee	$25.00	$25.00	$25.00
Late Charge Penalty	5% of monthly fee	5% of monthly fee	5% of monthly fee
Trucked Wastewater	$60.00/1,000 gal	$60.00/1,000 gal	$60.00/1,000 gal
Shadow Creek WWTP:			
Monthly Sewer Rate	$35.00/unit	$35.00/unit	$35.00/unit
Canyon Park WWRS:			
1. Tap Fee	$1,450.00/unit	$1,450.00/unit	$1,450.00/unit
2. Condos, Houses & Laguna Park Units			
Monthly Sewer Rate	$41.00/unit	$41.00/unit	$42.00/unit
3. Car Wash	$82.00/mth.	$82.00/mth.	$82.00/mth.
Dunlap WWRS:			
1. Taps Fee: Long Creek (The Bandit)	$1,300.00/unit	$1,300.00/unit	$1,300.00/unit
Taps Fee: Legends Pond & others	$2,577.00/unit	$2,577.00/unit	$2,577.00/unit
2. Inspection Fee	$50.00/unit	$50.00/unit	$50.00/unit
3. Monthly Sewer Fee	$44.00/unit	$45.00/unit	$46.00/unit
Springs Hill WWRS:			
City of Seguin Treatment Fee	$8.33/1,000 gal.	$8.33/1,000 gal.	$6.78/1,000 gal.
Wimberley WWTP:			
Deer Creek Rehabilitation Facility-Minimum	$7,543/mth	$9,370/mth	$9,280/mth
Deer Creek Rehabilitation Facility-Cost/Thousand	$20.00	$25.60	$23.32

Note: Rate changes and new rates are highlighted.

Rates and Rate Structures

WATER RESOURCES DIVISION	2009 Actual	2010 Actual	2011 Budget
Raw Water:			
Firm Water	$105.00/AF	$105.00/AF	$110.00/AF
Recreation Rate	$26.61/AF	$26.61/AF	$26.61/AF
Out-of-District Charge x Consumer Price Index Change	$31.70/AF	$31.91/AF	$32.64/AF
Regional RWDS:			
O&M Rate	$0.150/1,000 gal.	$0.150/1,000 gal.	$0.155/1,000 gal.
Capacity Rate	$109.50/gpm/yr.	$126.92/gpm/yr.	$126.92/gpm/yr.
Guadalupe Power Partners RWDS:			
O&M Rate	$0.365/1,000 gal.	$0.365/1,000 gal.	$0.372/1,000 gal.
IH 35 Project:			
WTP O&M Rate (COSM Rate plus 25%)		$0.67/1,000 gal.	$0.54/1,000 gal.
TWDS O&M Rate	$0.24/1,000 gal.	$0.24/1,000 gal.	$0.252/1,000 gal.
Nolte Island Park:			
Site #1	$225.00 minimum	$225.00 minimum	$225.00 minimum
Site #3	$400.00 minimum +$200.00/300+ people	$400.00 minimum +$200.00/300+ people	$400.00 minimum +$200.00/300+ people
Meadow Lake Leases:			
Site #1, 11, 12, 13	$250.00	$250.00	$325.00
Site #2, 10	$275.00	$275.00	$325.00
Site #3, 4	$300.00	$300.00	$350.00
Site #5, 6, 7, 8, 9	$325.00	$325.00	$350.00
Regional Laboratory:			
Ammonia Nitrogen-Non-distilled	$24.00/test	$24.00/test	$24.00/test
Ammonia Nitrogen-Distilled	$26.00/test	$26.00/test	$26.00/test
Demands-BOD	$32.00/test	$32.00/test	$32.00/test
Demands-CBOD	$32.00/test	$32.00/test	$32.00/test
Demands-COD	$35.00/test	$35.00/test	$35.00/test
Ion Chromatography-Cl	$20.00/test	$20.00/test	$20.00/test
Ion Chromatography-SO_4	$20.00/test	$20.00/test	$20.00/test
Ion Chromatography-NO_2	$25.00/test	$25.00/test	$25.00/test
Ion Chromatography-NO_3	$25.00/test	$25.00/test	$25.00/test
Ion Chromatography-F	$23.00/test	$23.00/test	$23.00/test

Note: Rate changes and new rates are highlighted.

Rates and Rate Structures

WATER RESOURCES DIVISION (cont.)	2009 Actual	2010 Actual	2011 Budget
Ion Chromatography-Ortho-P	$25.00/test	$25.00/test	$25.00/test
Chlorophyll a/Pheophytin	$51.00/test	$51.00/test	$51.00/test
E coli	$25.00/test	$25.00/test	$25.00/test
Fecal Coliform	$22.00/test	$22.00/test	$22.00/test
pH	$11.00/test	$11.00/test	$11.00/test
Total Coliform	$20.00/test	$20.00/test	$20.00/test
Solids Analysis-TSS	$22.00/test	$22.00/test	$22.00/test
Solids Analysis-VSS	$22.00/test	$22.00/test	$22.00/test
Total Hardness	$26.00/test	$26.00/test	$26.00/test
Total Organic Carbon	$44.00/test	$44.00/test	$44.00/test
Total Phosphorus	$27.00/test	$27.00/test	$27.00/test
Turbidity	$15.00/test	$15.00/test	$15.00/test
Chlorite	$30.00/test	$30.00/test	$30.00/test
Total Trihalomethanes	N/A	$90.00/test	$90.00/test
Lake Wood Recreation Area:			
Island Lots	$440.00/yr	$440.00/yr	$490.00/yr
Guest Parking for Lessees (2 days)	$7.00	$7.00	$7.00
Annual Permit (LWRA only)	$115.00/yr	$115.00/yr	$120.00/yr
Second Annual Permit	$115.00/yr	$115.00/yr	$120.00/yr
Replacement Annual Permit	$5.00	$5.00	$5.00
Boat Dock Leases	$45.00/month	$45.00/month	$45.00/month
Day Use: Vehicle Entrance Fee	$7.00/day	$7.00/day	$7.00/day
Day Use: Individual Entrance Fee	$2.00/day	$2.00/day	$2.00/day
Overnight Camping Fees			
Tent Camper	$20.00/night	$20.00/night	$20.00/night
RV/Trailer (30 amp) – Daily	$23.00/night	$23.00/night	$25.00/night
RV/Trailer (30 amp) - Weekly (Apr.1-Sep.30)	$133.00/week	$133.00/week	$147.00/week
RV/Trailer (30 amp) - Weekly (Oct.1-Mar.31)	$112.00/week	$112.00/week	$126.00/week
RV/Trailer (30 amp) - Mthly (Apr.1-Sep.30)	$450.00/month	$450.00/month	$510.00/month
RV/Trailer (30 amp) - Mthly (Oct.1-Mar.31)	$360.00/month	$360.00/month	$420.00/month
RV/Trailer (50 amp) – Daily	$26.00/night	$26.00/night	$30.00/night
RV/Trailer (50 amp) – Weekly	$147.00/week	$147.00/week	$175.00/week
RV/Trailer (50 amp) – Monthly	$510.00/month	$510.00/month	$630.00/month
Senior Citizen Camping (Oct 1-Mar 31)	$20.00/night	$20.00/night	$23.00/night
Second Vehicle	$8.00/night	$8.00/night	$9.00/night

Rates and Rate Structures

WATER RESOURCES DIVISION (cont.)	2009 Actual	2010 Actual	2011 Budget
Calhoun Canal System:			
Irrigation Rates			
Rice – 1st Crop	First Crop--$105.00/acre	First Crop--$112.00/acre	First Crop--$112.00/acre
Rice – 2nd Crop	2nd -- $35.00/acre	2nd -- $42.00/acre	2nd -- $42.00/acre
Row Crop	$26.00/acre	$32.00/acre	$32.00/acre
Pasture	$26.00/acre	$32.00/acre	$32.00/acre
Crawfish	$55.00/acre	$55.00/acre	$55.00/acre
Waterfowl	$36.00/acre	$36.00/acre	$36.00/acre
Catfish	$66.00/acre	$66.00/acre	$66.00/acre
Seadrift Coke LP	$0.180/1,000 gal.	$0.180/1,000 gal.	$0.180/1,000 gal.
Ineos Nitriles	$0.175/1,000 gal.	$0.175/1,000 gal.	$0.175/1,000 gal.
Other M&I Customers	$0.140/1,000 gal.	$0.140/1,000 gal.	$0.140/1,000 gal.
Initial fill: crawfish, waterfowl & catfish water	$0.140/1,000 gal.	$0.140/1,000 gal.	$0.140/1,000 gal.

WESTERN CANYON DIVISION	2009 Actual	2010 Actual	2011 Budget
Western Canyon WTP & TWDS:			
O&M Rate	$0.92/1,000 gal.	$0.92/1,000 gal.	$0.92/1,000 gal.
Water Distribution Systems – Common Rates:			
Reconnection Fee: Water	$100.00	$100.00	$100.00
Customer Service Inspection Fee	$75.00	$75.00	$75.00
Transfer Fee	$40.00	$40.00	$40.00
Tampering Fee	$70.00+damages	$70.00+damages	$70.00+damages
ACH Fee: individual bank draft at customers request	$25.00	$25.00	$25.00
NSF Fee	$25.00	$25.00	$25.00
Late Charge Penalty	5% of monthly fee	5% of monthly fee	5% of monthly fee
Water – Connection Fees (Cordillera only)	$1,650.00/unit	$1,650.00/unit	$1,650.00/unit

Note: Rate changes and new rates are highlighted.

Rates and Rate Structures

WESTERN CANYON DIVISION (cont.)	2009 Actual	2010 Actual	2011 Budget
Cordillera & Johnson Ranch WDS:			
1. 5/8" Residential Meter			
Water Tap Fee-existing service line/new service line	$450/$1,000	$450/$1,000	$450/$1,000
Water – Monthly Fees	$44.00/min. 2,000 gal.	$44.00/min. 2,000 gal.	$44.00/min. 2,000 gal.
	$44.00+$3.60/1,000	$44.00+$3.60/1,000	$44.00+$3.60/1,000
Water – Block Rate	over 2,000 gal	over 2,000 gal	over 2,000 gal
	$72.80+$4.60/1,000	$72.80+$4.60/1,000	$72.80+$4.60/1,000
Water – Block Rate	over 10,000 gal	over 10,000 gal	over 10,000 gal
	$141.80+$5.60/1,000	$141.80+$5.60/1,000	$141.80+$5.60/1,000
Water – Block Rate	over 25,000 gal	over 25,000 gal	over 25,000 gal
	$281.80+6.60/1,000	$281.80+6.60/1,000	$281.80+6.60/1,000
Water – Block Rate	over 50,000 gal	over 50,000 gal	over 50,000 gal
	$446.80+8.60/1,000	$446.80+8.60/1,000	$446.80+8.60/1,000
Water – Block Rate	over 75,000 gal	over 75,000 gal	over 75,000 gal
	$661.80+$12.00/1,000	$661.80+$12.00/1,000	$661.80+$12.00/1,000
Water – Block Rate	over 100,000 gal	over 100,000 gal	over 100,000 gal
2. 1" Commercial Meter			
Water Tap Fee-existing service line/new service line	$530/$1,300	$530/$1,300	$530/$1,300
Water – Monthly Fees	$104.00/min. 4,000 gal.	$104.00/min. 4,000 gal.	$104.00/min. 4,000 gal.
	$104.00+$3.60/1,000	$104.00+$3.60/1,000	$104.00+$3.60/1,000
Water – Block Rate	over 4,000 gal	over 4,000 gal	over 4,000 gal
	$125.60+$4.60/1,000	$125.60+$4.60/1,000	$179.60+$5.50/1,000
Water – Block Rate	over 10,000 gal	over 10,000 gal	over 25,000 gal
	$194.60+$5.60/1,000	$194.60+$5.60/1,000	$454.60+$10.50/1,000
Water – Block Rate	over 25,000 gal	over 25,000 gal	over 75,000 gal
	$334.60+6.60/1,000	$334.60+6.60/1,000	
Water – Block Rate	over 50,000 gal	over 50,000 gal	N/A
	$499.60+8.60/1,000	$499.60+8.60/1,000	
Water – Block Rate	over 75,000 gal	over 75,000 gal	N/A
	$714.60+$12.00/1,000	$714.60+$12.00/1,000	
Water – Block Rate	over 100,000 gal	over 100,000 gal	N/A
3. 1.5" Commercial Meter			
Water Tap Fee-existing service line/new service line	$650/$1,900	$650/$1,900	$650/$1,900
Water – Monthly Fees	$204.00/min. 8,000 gal.	$204.00/min. 8,000 gal.	$204.00/min. 8,000 gal.
	$204.00+$3.60/1,000	$204.00+$3.60/1,000	$204.00+$3.60/1,000
Water – Block Rate	over 8,000 gal	over 8,000 gal	over 8,000 gal
	$218.40+$4.60/1,000	$218.40+$4.60/1,000	$355.20+$5.50/1,000
Water – Block Rate	over 12,000 gal	over 12,000 gal	over 50,000 gal
	$278.20+$5.60/1,000	$278.20+$5.60/1,000	$630.20+$10.50/1,000
Water – Block Rate	over 25,000 gal	over 25,000 gal	over 100,000 gal
	$418.20+6.60/1,000	$418.20+6.60/1,000	
Water – Block Rate	over 50,000 gal	over 50,000 gal	N/A
	$583.20+8.60/1,000	$583.20+8.60/1,000	
Water – Block Rate	over 75,000 gal	over 75,000 gal	N/A
	$798.20+$12.00/1,000	$798.20+$12.00/1,000	
Water – Block Rate	over 100,000 gal	over 100,000 gal	N/A

Rates and Rate Structures

WESTERN CANYON DIVISION (cont.)	2009 Actual	2010 Actual	2011 Budget
4. 2" Commercial Meter			
Water Tap Fee-existing service line/new service line	$1,360/$3,000	$1,360/$3,000	$1,360/$3,000
Water – Monthly Fees	$324.00/min. 16,000 gal.	$324.00/min. 16,000 gal.	$304.00/min. 16,000 gal.
Water – Block Rate	$324.00+$3.60/1,000 over 16,000 gal	$324.00+$3.60/1,000 over 16,000 gal	$304.00+$3.60/1,000 over 16,000 gal
Water – Block Rate	$338.40+$4.60/1,000 over 20,000 gal	$338.40+$4.60/1,000 over 20,000 gal	$516.40+$5.50/1,000 over 75,000 gal
Water – Block Rate	$361.40+$5.60/1,000 over 25,000 gal	$361.40+$5.60/1,000 over 25,000 gal	$791.40+10.50/1,000 over 125,000 gal
Water – Block Rate	$501.40+6.60/1,000 over 50,000 gal	$501.40+6.60/1,000 over 50,000 gal	N/A
Water – Block Rate	$666.40+8.60/1,000 over 75,000 gal	$666.40+8.60/1,000 over 75,000 gal	N/A
Water – Block Rate	$881.40+$12.00/1,000 over 100,000 gal	$881.40+$12.00/1,000 over 100,000 gal	N/A
5. 3" Commercial Meter			
Water Tap Fee-existing service line/new service line	N/A	N/A	$1,660/$4,000
Water – Monthly Fees	N/A	N/A	$524.00/min. 32,000 gal.
Water – Block Rate	N/A	N/A	$524.00+$3.60/1,000 over 32,000 gal
Water – Block Rate	N/A	N/A	$768.80+$5.50/1,000 over 100,000 gal
Water – Block Rate	N/A	N/A	$1,043.80+10.50/1,000 over 150,000 gal
Comal Trace WDS:			
1. 5/8" Residential Meter			
Water – Connection Fees	$1,000.00	$1,000.00	$1,000.00
Water – Monthly Fees	$44.00/min. 2,000 gal.	$44.00/min. 2,000 gal.	$44.00/min. 2,000 gal.
Water – Block Rate	$44.00+$3.60/1,000 over 2,000 gal	$44.00+$3.60/1,000 over 2,000 gal	$44.00+$3.60/1,000 over 2,000 gal
Water – Block Rate	$72.80+$4.60/1,000 over 10,000 gal	$72.80+$4.60/1,000 over 10,000 gal	$72.80+$4.60/1,000 over 10,000 gal
Water – Block Rate	$141.80+$5.60/1,000 over 25,000 gal	$141.80+$5.60/1,000 over 25,000 gal	$141.80+$5.60/1,000 over 25,000 gal
Water – Block Rate	$281.80+6.60/1,000 over 50,000 gal	$281.80+6.60/1,000 over 50,000 gal	$281.80+6.60/1,000 over 50,000 gal
Water – Block Rate	$446.80+8.60/1,000 over 75,000 gal	$446.80+8.60/1,000 over 75,000 gal	$446.80+8.60/1,000 over 75,000 gal
Water – Block Rate	$661.80+$12.00/1,000 over 100,000 gal	$661.80+$12.00/1,000 over 100,000 gal	$661.80+$12.00/1,000 over 100,000 gal
Cordillera WWTP:			
Reconnection Fee: Wastewater	$500.00	$500.00	$500.00
Transfer Fee	$40.00	$40.00	$40.00
Tampering Fee	$70.00+damages	$70.00+damages	$70.00+damages
NSF Fee	$25.00	$25.00	$25.00
Late Charge Penalty	5% of monthly fee	5% of monthly fee	5% of monthly fee
Wastewater – Connection Fees	$3,750/unit	$3,750/unit	$3,850/unit
Wastewater – Monthly Fees	$60.00	$60.00	$60.00

Note: Rate changes and new rates are highlighted.

Rates and Rate Structures

CALHOUN COUNTY RWS DIVISION	2009 Actual	2010 Actual	2011 Budget
Reconnect Fee/Trip Charge	$40.00	$40.00	$40.00
Reconnect Fee/Trip Charge (after hours)	$70.00	$70.00	$70.00
Transfer Fee	$40.00	$40.00	$40.00
Tampering Fee	$70.00+damages	$70.00+damages	$70.00+damages
Private Hand Valve Installation	$70.00	$70.00	$100.00
NSF Fee	$25.00	$25.00	$25.00
ACH Fee: individual bank draft at customers request	$25.00	$25.00	$25.00
Late Charge Penalty	5% of monthly fee	5% of monthly fee	5% of monthly fee
Rural Water Distribution System:			
1. 5/8" Meter Tap/Membership Fees	$1,000/$1,200	$1,000/$1,200	$1,000/$1,200
Minimum Rates	Min. 2,000 gal. $34.00	Min. 2,000 gal. $34.00	Min. 2,000 gal. $35.00
Block Rate	Over 2,000 gal. $4.30/M	Over 2,000 gal. $4.30/M	Over 2,000 gal. $4.30/M
Dry Tap Rate	$33.00/mth	$33.00/mth	$34.00/mth
2. ¾" Meter Tap/Membership Fees	$1,000/$2,300	$1,000/$2,300	$1,000/$2,300
Minimum Rates	Min. 3,000 gal. $51.00	Min. 3,000 gal. $51.00	Min. 3,000 gal. $52.50
Block Rate	Over 3,000 gal. $4.30/M	Over 3,000 gal. $4.30/M	Over 3,000 gal. $4.30/M
3. 1" Meter Tap/Membership Fees	$1,300/$3,100	$1,300/$3,100	$1,300/$3,100
Minimum Rates	Min. 4,000 gal. $68.00	Min. 4,000 gal. $68.00	Min. 4,000 gal. $70.00
Block Rate	Over 4,000 gal. $4.30/M	Over 4,000 gal. $4.30/M	Over 4,000 gal. $4.30/M
4. 1- ½" Meter Tap/Membership Fees	$1,900/$6,900	$1,900/$6,900	$1,900/$6,900
Minimum Rates	Min. 8,000 gal. $136.00	Min. 8,000 gal. $136.00	Min. 8,000 gal. $140.00
Block Rate	Over 8,000 gal. $4.30/M	Over 8,000 gal. $4.30/M	Over 8,000 gal. $4.30/M
5. 2" Meter Tap/Membership Fees	$2,100/$15,500	$2,100/$15,500	$2,100/$15,500
Minimum Rates	Min. 16,000 gal. $272.00	Min. 16,000 gal. $272.00	Min. 16,000 gal. $280.00
Block Rate	Over 16,000 gal. $4.30/M	Over 16,000 gal. $4.30/M	Over 16,000 gal. $4.30/M
Crestview Subdivision:			
Monthly Sewer Fees	$62.00/unit	$62.00/unit	$62.00/unit
New Tap	Tap @ cost	Tap @ cost	Tap @ cost
Reactivate Connection	$210.00	$210.00	$210.00

Note: Rate changes and new rates are highlighted.

Rates and Rate Structures

VICTORIA REGIONAL WWR DIVISION	2009 Actual	2010 Actual	2011 Budget
Lab Fees:			
BOD	$29.00/test	$29.00/test	$29.00/test
TSS	$18.00/test	$18.00/test	$18.00/test
pH	$8.00/test	$8.00/test	$8.00/test
Chlorine	$8.00/test	$8.00/test	$8.00/test
Septic Tank Waste	$75.44/1,000 gal.	$75.44/1,000 gal.	$75.44/1,000 gal.
Hauler Annual Permit Fee	$150.00	$150.00	$150.00
Site Inspection Fee	$85.00	$85.00	$85.00

COLETO CREEK RECREATION SYSTEM	2009 Actual	2010 Actual	2011 Budget
Day Use Entrance Permit	$8.00/day/4 people	$8.00/day/4 people	$8.00/day/4 people
Individual Passes	$2.00/day	$2.00/day	$2.00/day
Annual Permit	$120.00	$120.00	$130.00
Replacement Annual Permit	$5.00	$5.00	$5.00
Duplicate Annual Permit	N/A	N/A	N/A
Camping Fee	$26.00/night	$26.00/night	$28.00/night
Camping Fee Premium Sites	$31.00/night	$31.00/night	$33.00/night
Camping Holiday Rate (Easter, Memorial Day, 4th of July, Labor Day)	$10.00/night extra chg.	$10.00/night extra chg.	$10.00/night extra chg.
Overflow Camping	$20.00/night	$20.00/night	$22.00/night
Camping Extra Vehicle Charge	$9.00/night	$9.00/night	$9.00/night
Camping Fee (Weekly: 10/1-3/31)	$140.00/7 nights	$140.00/7 nights	$154.00/7 nights
Camping Fee (Monthly: 10/1-3/31)	$375.00/30 nights	$375.00/30 nights	$403.00/30 nights
Senior Citizens Camping (10/1-3/31)	$20.00/night	$20.00/night	$22.00/night
Monthly Parking Pass (1/couple: 10/1-3/31)	$45.00/30 nights	$45.00/30 nights	$45.00/30 nights
Holding Tank Pumpout Fee	$10.00/pumpout	$10.00/pumpout	$10.00/pumpout
Cabin Rental (Small Units)	$55.00/night	$55.00/night	$65.00/night
Cabin Rental (Large Units)	$75.00/night	$75.00/night	$85.00/night
Cabin Rental (Trailer Units)	$100.00/night	$100.00/night	$105.00/night
Cabin Rental (Trailer Units)-Weekly	$350.00/7nights	$350.00/7nights	$350.00/7nights
Cabin Rental (Trailer Units)-Monthly	$900.00/30 nights	$900.00/30 nights	$900.00/30 nights
Cabin Holiday Rate (Easter, Memorial Day, 4th of July, Labor Day)	$10.00/night extra chg.	$10.00/night extra chg.	$10.00/night extra chg.
Group Picnic Shelter "C" (enclosed)	$70.00/day	$70.00/day	$100.00/day
Group Picnic Shelter "D"	$40.00/day	$40.00/day	$60.00/day
Boat/Trailer Storage	$45.00/30 days	$45.00/30 days	$45.00/30 days

Note: Rate changes and new rates are highlighted.

Rates and Rate Structures

COLETO CREEK RECREATION SYSTEM	2009 Actual	2010 Actual	2011 Budget
Lease Modification Fee	$60.00/permit	$60.00/permit	$75.00/permit
Type I Lease (Minimum Annual Fee)	$250.00/yr	$250.00/yr	$270.00/yr
Type II Lease (Minimum Annual Fee)	$0.30/ft.	$0.30/ft.	$0.30/ft.
Lake Wood Common Area (Boat Channel)	$75.00/lot/yr	$75.00/lot/yr	$80.00/lot/yr
Lake Wood Homeowners Park	$40/off lake lot/yr	$40/off lake lot/yr	$45/off lake lot/yr
Twin Lake Homeowners Park	$63/off lake lot/yr	$63/off lake lot/yr	$70/off lake lot/yr
Agricultural Leases (Annual), Minimum	$50.00/yr	$50.00/yr	$50.00/yr
Agricultural Lease (Annual), Acreage Rate	$10.00/yr	$10.00/yr	$11.00/yr
Bowhunting Fee (weekend)	$105.00/hunter $30.00/day	$105.00/hunter $30.00/day	$120.00/hunter $35.00/day
Photo Blind Use Fee	$75.00/3 days	$75.00/3 days	$80.00/3 days

LULING WTP DIVISION	2009 Actual	2010 Actual	2011 Budget
Water Treatment Plant Charge	$0.94/1,000 gal	$0.94/1,000 gal	$1.015/1,000 gal
Treated Water Delivery System O&M Charge	$0.305/1,000 gal	$0.305/1,000 gal	$0.317/1,000 gal

CANYON HYDROELECTRIC DIVISION	2009 Actual	2010 Actual	2011 Budget
Energy Charge	$0.0133/kWh	$0.0133/kWh	$0.0133/kWh

LOCKHART DIVISION	2009 Actual	2010 Actual	2011 Budget
Septic Tank Waste	$62.00/1,000 gal.	$62.00/1,000 gal.	$62.00/1,000 gal.
Hauler Annual Permit Fee	$150.00	$150.00	$150.00

Note: Rate changes and new rates are highlighted.

Debt Information

The issuance of long-term debt requires that GBRA retain the services of outside professionals to assist with the administrative responsibilities accompanying the issuance of the debt. These professionals are chosen to ensure compliance with legal requirements and reduce total financing costs. These professionals will normally include a financial advisor, bond counsel, printer, trustee, underwriter, rating agency and paying agent. Other professionals, which are retained depending on the magnitude and complexity of the issue, include general counsel, underwriter counsel and bond insurer. The following table displays the financing team structure and current outside financial professionals engaged by GBRA:

	Contract Revenue Bonds	
Issuer - GBRA	**Underwriters**	**Bond Purchasers**
__Financial Advisors *Specialized Public Finance* __General Counsel __Paying Agent/Registrar __Bond Printer __POS/OS Printer	__Underwriter Counsel __Rating Agency *Moody's and S&P* __Bond Insurer	__Bond Counsel *McCall, Parkhurst & Horton* __Trustee

The funding of infrastructure or other capital improvement projects is derived from both equity and debt sources. That funding which is provided through equity includes revenue received from customers as well as contributions from developers. Capital improvement funding, which is provided from debt, includes short-term bank loans as well as to the issuance of longer-term contract revenue bonds. GBRA does not have the power of taxation nor does it derive any of its revenues from taxes; therefore, it issues no general obligation bonds. A summary of the projected August 31, 2011 balance for GBRA's current debt is shown on the following page. This schedule does not reflect the proposed loans/bonds totaling $600,000 budgeted for this year. The proposed obligations for this budget year are listed below:

Division	***Amount***	***Description***
Dunlap WWTP (Construction Projects)	$600,000	Loan for capital improvements

Series	Date of Issue	Final Maturity	Effective Interest Rate	Original Amount	Outstanding 8/31/2009	Retired During FY 2010	Outstanding 8/31/2010	Retired During FY 2011	Outstanding 8/31/2011
OBLIGATIONS PAYABLE DIRECTLY BY GBRA									
GENERAL DIVISION									
Casteel Loan, Property	08/21/2009	2014	6.5%	$210,475	$210,475	$0	$210,475	$0	$210,475
GUADALUPE VALLEY HYDROELECTRIC DIVISION									
First Lockhart Nat'l Bank Loan, Equipment	11/17/2008	2013	3.9%	$110,000	$94,857	$20,896	$73,961	$21,746	$52,215
RURAL UTILITIES DIVISION									
Wells Fargo Loan, Dunlap Construction	09/15/2005	2015	6.1%	$4,400,000	$4,022,909	$141,335	$3,881,574	$149,956	$3,731,618
WATER RESOURCE DIVISION									
U. S. Government Loan	01/01/1977	2026	2.5%	$8,979,862	$4,235,565	$203,001	$4,032,564	$208,076	$3,824,488
GE Capital Public Finance Loan, Equipment	03/15/2004	2014	4.8%	467,276	239,372	48,453	190,919	50,850	140,069
Old National Bancorp Loan, Lab Equipment	12/21/2005	2010	4.38%	65,000	16,385	13,993	2,392	2,392	--
JP Morgan Chase Bank Loan, Office Expansion	05/09/2006	2016	4.18%	1,600,000	1,066,667	160,000	906,667	160,000	746,667
Frost National Bank Loan, Equipment	05/26/2006	2011	4.95%	43,696	16,537	9,273	7,264	7,264	--
Luling Foundation Loan, Water Right Purchase	09/26/2006	2031	4.50%	584,706	527,944	14,543	513,401	15,197	498,204
Ussery Loan, Water Right Purchase	09/26/2006	2031	4.50%	343,496	310,150	8,543	301,607	8,928	292,679
American Bank of Texas Loan, Lab Equipment	12/29/2006	2010	4.20%	120,000	14,105	14,105	--	--	--
Metcalf Bank Loan, Lab Equipment	10/20/2008	2014	5.25%	102,945	90,339	19,064	71,275	20,089	51,186
General Improvement Revenue Bonds, 2002	09/27/2002	2027	3.35-4.80%	4,390,000	3,630,000	130,000	3,500,000	135,000	3,365,000
Total Obligations Payable Directly by GBRA				$21,417,456	$14,475,305	$783,206	$13,692,099	$779,498	$12,912,601
OBLIGATIONS PAYABLE PURSUANT TO CONTRACTS									
WATER RESOURCE DIVISION									
Regional Raw Wtr Delivery System Bonds, San Marcos 1998	10/31/1999	2024	4.50-6.0%	9,735,000	7,090,000	340,000	6,750,000	355,000	6,395,000
Western Canyon Regional Water Supply Project Revenue Bonds 2003	04/01/2003	2033	3.0-5.25%	79,450,000	73,310,000	1,685,000	71,625,000	1,755,000	69,870,000
IH 35 Project Combined Revenue Bonds 2004A	12/07/2004	2037	3.0-4.15%	15,660,000	15,100,000	290,000	14,810,000	300,000	14,510,000
IH 35 Project Combined Revenue Bonds, Taxable 2004B	12/07/2004	2037	3.0-4.15%	5,305,000	5,160,000	80,000	5,080,000	85,000	4,995,000
RRWDS Combined Revenue Bonds 2007A	09/15/2007	2039	5.0%	9,180,000	9,180,000	145,000	9,035,000	145,000	8,890,000
RRWDS Combined Revenue Bonds, Taxable 2007B	09/15/2007	2039	7.1%	5,775,000	5,775,000	65,000	5,710,000	65,000	5,645,000
PORT LAVACA WATER TREATMENT PLANT DIVISION									
Frost National Bank Loan	03/04/2008	2022	4.00%	400,000	387,356	8,446	378,910	8,795	370,115
Water Supply Revenue Refunding Bonds 2000	12/15/2000	2016	4.50-5.375%	3,265,000	1,865,000	230,000	1,635,000	240,000	1,395,000
VICTORIA REGIONAL WASTE DISPOSAL DIVISION									
Regional Waste Disposal Refunding and Improvement Revenue Bonds 1989	12/15/1989	2010	6.15-7.10%	3,645,000	870,000	435,000	435,000	435,000	--
Regional Waste Disposal Revenue Bonds 1996	07/18/1996	2010	2.9-4.75%	3,750,000	675,000	330,000	345,000	345,000	--
LULING WATER TREATMENT PLANT DIVISION									
Treated Water Delivery System Contract Revenue Bonds 2004	05/01/2004	2030	3.0-5.0%	6,370,000	5,755,000	165,000	5,590,000	175,000	5,415,000
CANYON HYDROELECTRIC DIVISION									
Hydroelectric Project Revenue Refunding Bonds 2002	04/15/2002	2014	3.5-4.75%	9,705,000	4,725,000	850,000	3,875,000	905,000	2,970,000
LOCKHART WASTEWATER RECLAMATION DIVISION									
Contract Revenue Bonds 1996	04/02/1996	2017	2.85%-4.55%	5,480,000	4,365,000	450,000	3,915,000	475,000	3,440,000
Total Contract Revenue Bonds				$157,720,000	134,257,356	5,073,446	$129,183,910	$5,288,795	$123,895,115
Total Revenue Bonds and Long-Term Loans Payable					**$148,732,661**		**$142,876,009**		**$136,807,716**

Debt Obligations – Amortization Schedules

CASTEEL PROPERTY
AMORTIZATION SCHEDULE FOR B.CASTEEL & C.CASTEEL LOAN

YR ENDING AUGUST 31	PRINCIPAL	INTEREST	TOTAL REQUIREMENTS
2011	$--	$13,681	$13,681
2012	--	13,681	13,681
2013	--	13,681	13,681
2014	210,475	13,681	13,681
	$210,475	$54,724	$54,724

GUADALUPE VALLEY HYDROELECTRIC EQUIPMENT
AMORTIZATION SCHEDULE FOR FIRST LOCKHART NATIONAL BANK LOAN

YR ENDING AUGUST 31	PRINCIPAL	INTEREST	TOTAL REQUIREMENTS
2011	$21,746	$2,560	$24,306
2012	22,627	1,679	24,306
2013	23,552	754	24,306
2014	6,036	41	6,077
	$73,961	$5,034	$78,995

DUNLAP WASTEWATER TREATMENT PLANT EXPANSION
AMORTIZATION SCHEDULE FOR WELLS FARGO BANK LOAN

YR ENDING AUGUST 31	PRINCIPAL	INTEREST	TOTAL REQUIREMENTS
2011	$149,956	$222,776	$372,732
2012	159,103	222,776	381,879
2013	168,809	212,775	381,584
2014	179,106	202,163	381,269
2015	190,032	190,905	380,937
2016	3,034,568	92,554	3,127,122
	$3,881,574	$1,143,949	$5,025,523

Debt Obligations – Amortization Schedules

CANYON DAM AND RESERVOIR SCHEDULE
AMORTIZATION SCHEDULE FOR U.S. GOVERNMENT LOAN

YR ENDING AUGUST 31	PRINCIPAL	INTEREST	TOTAL REQUIREMENTS
2011	$208,076	$100,814	$308,890
2012	213,278	95,612	308,890
2013	218,610	90,280	308,890
2014	224,075	84,815	308,890
2015	229,677	79,213	308,890
2016	235,419	73,471	308,890
2017	241,305	67,585	308,890
2018	247,337	61,553	308,890
2019	253,521	55,369	308,890
2020	259,859	49,031	308,890
2021	266,355	42,535	308,890
2022	273,014	35,876	308,890
2023	279,839	29,051	308,890
2024	286,835	22,055	308,890
2025	294,006	14,884	308,890
2026	301,358	7,532	308,890
	$4,032,564	$909,676	$4,942,240

EQUIPMENT PURCHASES AMORTIZATION SCHEDULE
FOR GE CAPITAL PUBLIC FINANCE LOAN

YR ENDING AUGUST 31	PRINCIPAL	INTEREST	TOTAL REQUIREMENTS
2011	$50,850	$8,276	$59,126
2012	53,365	5,760	59,125
2013	56,005	3,120	59,125
2014	30,699	550	31,249
	$190,919	$17,706	$208,625

LABORATORY EQUIPMENT AMORTIZATION SCHEDULE
FOR OLD NATIONAL BANCORP LOAN

YEAR ENDING AUGUST 31	PRINCIPAL	INTEREST	TOTAL REQUIREMENTS
2011	$2,392	$ 13	$2,405
	$2,392	$ 13	$2,405

Debt Obligations – Amortization Schedules

OFFICE EXPANSION AMORTIZATION SCHEDULE FOR JP MORGAN CHASE LOAN

YEAR ENDING AUGUST 31	PRINCIPAL	INTEREST	TOTAL REQUIREMENTS
2011	$160,000	$34,833	$194,833
2012	160,000	28,145	188,145
2013	160,000	21,457	181,457
2014	160,000	14,769	174,769
2015	160,000	8,081	168,081
2016	106,667	1,672	108,339
	$906,667	$108,957	$1,015,624

EQUIPMENT AMORTIZATION SCHEDULE FROST NATIONAL BANK LOAN

YEAR ENDING AUGUST 31	PRINCIPAL	INTEREST	TOTAL REQUIREMENTS
2011	$7,264	$ 151	$7,415
	$7,264	$ 151	$7,415

WATER RIGHT PURCHASE AMORTIZATION SCHEDULE

YREND AUG 31	LULING FOUNDATION			ABNER USSERY			GRAND TOTAL
	PRINCIPAL	INTEREST	TOTAL	PRINCIPAL	INTEREST	TOTAL	
2011	$15,197	$23,103	$38,300	$8,928	$13,572	$22,500	$60,800
2012	15,881	22,419	38,300	9,329	13,171	22,500	60,800
2013	16,595	21,705	38,300	9,749	12,751	22,500	60,800
2014	17,342	20,958	38,300	10,188	12,312	22,500	60,800
2015	18,123	20,177	38,300	10,646	11,854	22,500	60,800
2016	18,938	19,362	38,300	11,126	11,374	22,500	60,800
2017	19,790	18,510	38,300	11,626	10,874	22,500	60,800
2018	20,681	17,619	38,300	12,149	10,351	22,500	60,800
2019	21,612	16,688	38,300	12,696	9,804	22,500	60,800
2020	22,584	15,716	38,300	13,267	9,233	22,500	60,800
2021	23,600	14,700	38,300	13,864	8,636	22,500	60,800
2022	24,662	13,638	38,300	14,488	8,012	22,500	60,800
2023	25,772	12,528	38,300	15,140	7,360	22,500	60,800
2024	26,932	11,368	38,300	15,822	6,678	22,500	60,800
2025	28,144	10,156	38,300	16,534	5,966	22,500	60,800
2026	29,410	8,890	38,300	17,278	5,222	22,500	60,800
2027	30,734	7,566	38,300	18,055	4,445	22,500	60,800
2028	32,117	6,183	38,300	18,867	3,633	22,500	60,800
2029	33,562	4,738	38,300	19,717	2,783	22,500	60,800
2030	35,072	3,228	38,300	20,604	1,896	22,500	60,800
2031	36,653	1,647	38,300	21,534	966	22,500	60,800
	$513,401	$290,899	$804,300	$301,607	$170,893	$472,500	$1,276,800

Debt Obligations – Amortization Schedules

LAB EQUIPMENT PURCHASE FOR METCALF BANK LOAN

YR ENDING AUGUST 31	PRINCIPAL	INTEREST	TOTAL REQUIREMENTS
2011	$20,089	$3,263	$23,352
2012	21,170	2,182	23,352
2013	22,308	1,044	23,352
2014	7,708	84	7,792
	$71,275	$6,573	$77,848

GENERAL IMPROVEMENT REVENUE BONDS, SERIES 2002

YEAR ENDING AUGUST 31	PRINCIPAL	INTEREST	TOTAL REQUIREMENTS
2011	$135,000	$152,280	$287,280
2012	145,000	147,623	292,623
2013	150,000	142,475	292,475
2014	155,000	137,000	292,000
2015	165,000	131,188	296,188
2016	175,000	124,753	299,753
2017	180,000	117,753	297,753
2018	190,000	110,283	300,283
2019	200,000	102,208	302,208
2020	210,000	93,608	303,608
2021	220,000	84,368	304,368
2022	230,000	74,468	304,468
2023	245,000	63,888	308,888
2024	255,000	52,250	307,250
2025	270,000	40,138	310,138
2026	280,000	27,313	307,313
2027	295,000	14,013	309,013
	$3,500,000	$1,615,609	$5,115,609

REGIONAL RAW WATER DELIVERY SYSTEM
CONTRACT REVENUE BONDS, SERIES 1998, (CITY OF SAN MARCOS, TEXAS PORTION)

YR ENDING AUGUST 31	PRINCIPAL	INTEREST	TOTAL REQUIREMENTS
2012	$355,000 *	$299,440 *	$654,440
2013	370,000	283,668	653,668
2014	385,000	266,865	651,865
2015	405,000	249,090	654,090
2016	420,000	230,528	650,528
2017	440,000	211,178	651,178
2018	460,000	190,698	650,698
2019	485,000	168,963	653,963
2020	505,000	145,940	650,940
2021	530,000	121,618	651,618
2022	555,000	95,981	650,981
2023	585,000	69,638	654,638
2024	610,000	42,750	652,750
2025	645,000	14,513	659,513
	$6,750,000	$2,390,870	$9,140,870

** The principal and related interest are due September 1, but are paid by August 31 in the prior fiscal year*

Debt Obligations – Amortization Schedules

CONTRACT REVENUE BONDS, SERIES 2003
WESTERN CANYON REGIONAL WATER SUPPLY PROJECT
AMORTIZATION SCHEDULE

YEAR ENDING AUGUST 31	PRINCIPAL	INTEREST	TOTAL REQUIREMENTS
2011	$1,755,000	$3,567,125	$5,322,125
2012	1,825,000	3,496,925	5,321,925
2013	1,915,000	3,405,675	5,320,675
2014	1,990,000	3,329,075	5,319,075
2015	2,070,000	3,249,475	5,319,475
2016	2,180,000	3,140,800	5,320,800
2017	2,295,000	3,026,350	5,321,350
2018	2,415,000	2,905,863	5,320,863
2019	2,540,000	2,779,075	5,319,075
2020	2,675,000	2,645,725	5,320,725
2021	2,815,000	2,505,288	5,320,288
2022	2,965,000	2,357,500	5,322,500
2023	3,110,000	2,209,250	5,319,250
2024	3,265,000	2,053,750	5,318,750
2025	3,430,000	1,890,500	5,320,500
2026	3,600,000	1,719,000	5,319,000
2027	3,780,000	1,539,000	5,319,000
2028	3,970,000	1,350,000	5,320,000
2029	4,170,000	1,151,500	5,321,500
2030	4,375,000	943,000	5,318,000
2031	4,595,000	724,250	5,319,250
2032	4,825,000	494,500	5,319,500
2033	5,065,000	253,250	5,318,250
	$71,625,000	$50,736,876	$122,361,876

Debt Obligations – Amortization Schedules

COMBINATION CONTRACT REVENUE BONDS, SUBORDINATE-SERIES 2004A&B WATER RESOURCES DIVISION REVENUE, AND SURPLUS WATER PROJECT REVENUE BONDS (IH35 PROJECT) AMORTIZATION SCHEDULE

	SERIES 2004A BONDS			TAXABLE SERIES 2004B BONDS			
YREND AUG 31	PRINCIPAL	INTEREST	2004A TOTAL	PRINCIPAL	INTEREST	2004B TOTAL	GRAND TOTAL
2011	$300,000	$694,675	$994,675	$85,000	$291,370	$376,370	$1,371,045
2012	310,000	684,775	994,775	90,000	286,695	376,695	1,371,470
2013	320,000	673,925	993,925	95,000	281,745	376,745	1,370,670
2014	335,000	662,325	997,325	100,000	276,520	376,520	1,373,845
2015	345,000	649,762	994,762	105,000	271,020	376,020	1,370,782
2016	360,000	636,825	996,825	110,000	265,245	375,245	1,372,070
2017	370,000	622,425	992,425	115,000	259,195	374,195	1,366,620
2018	385,000	607,625	992,625	125,000	252,870	377,870	1,370,495
2019	405,000	591,744	996,744	130,000	245,995	375,995	1,372,739
2020	420,000	574,025	994,025	135,000	238,845	373,845	1,367,870
2021	440,000	555,650	995,650	145,000	231,420	376,420	1,372,070
2022	460,000	533,650	993,650	150,000	223,010	373,010	1,366,660
2023	485,000	510,650	995,650	160,000	214,310	374,310	1,369,960
2024	510,000	486,400	996,400	170,000	205,030	375,030	1,371,430
2025	535,000	460,900	995,900	180,000	195,170	375,170	1,371,070
2026	560,000	435,487	995,487	190,000	184,730	374,730	1,370,217
2027	585,000	408,887	993,887	200,000	173,710	373,710	1,367,597
2028	615,000	381,100	996,100	215,000	162,110	377,110	1,373,210
2029	645,000	351,887	996,887	225,000	149,640	374,640	1,371,527
2030	675,000	321,250	996,250	240,000	136,590	376,590	1,372,840
2031	705,000	287,500	992,500	255,000	122,670	377,670	1,370,170
2032	740,000	252,250	992,250	270,000	107,880	377,880	1,370,130
2033	780,000	215,250	995,250	285,000	92,220	377,220	1,372,470
2034	820,000	176,250	996,250	300,000	75,690	375,690	1,371,940
2035	860,000	135,250	995,250	315,000	58,290	373,290	1,368,540
2036	900,000	92,250	992,250	335,000	40,020	375,020	1,367,270
2037	945,000	47,250	992,250	355,000	20,590	375,590	1,367,840
	$14,810,00	$12,049,967	$26,859,967	$5,080,000	$5,062,580	$10,142,580	$37,002,547

Debt Obligations – Amortization Schedules

COMBINATION CONTRACT REVENUE BONDS, SUBORDINATE-SERIES 2007A&B WATER RESOURCES DIVISION REVENUE, AND SURPLUS WATER PROJECT REVENUE BONDS (RRWDS PROJECT) AMORTIZATION SCHEDULE

	SERIES 2007A BONDS			TAXABLE SERIES 2007B BONDS			
YREND AUG 31	PRINCIPAL	INTEREST	2007A TOTAL	PRINCIPAL	INTEREST	2007B TOTAL	GRAND TOTAL
2011	$145,000	$452,000	$597,000	$65,000	$404,051	$469,051	$1,066,051
2012	150,000	444,750	594,750	70,000	399,455	469,455	1,064,205
2013	160,000	437,250	597,250	75,000	394,506	469,506	1,066,756
2014	170,000	429,250	599,250	80,000	389,203	469,203	1,068,453
2015	175,000	420,750	595,750	85,000	383,548	468,548	1,064,298
2016	185,000	412,000	597,000	90,000	377,538	467,538	1,064,538
2017	195,000	402,750	597,750	100,000	371,175	471,175	1,068,925
2018	205,000	393,000	598,000	105,000	364,105	469,105	1,067,105
2019	215,000	382,750	597,750	110,000	356,682	466,682	1,064,432
2020	225,000	372,000	597,000	120,000	348,904	468,904	1,065,904
2021	235,000	360,750	595,750	130,000	340,421	470,421	1,066,171
2022	250,000	349,000	599,000	135,000	331,230	466,230	1,065,230
2023	260,000	336,500	596,500	145,000	321,685	466,685	1,063,185
2024	275,000	323,500	598,500	155,000	311,433	466,433	1,064,933
2025	285,000	309,750	594,750	170,000	300,475	470,475	1,065,225
2026	300,000	295,500	595,500	180,000	288,456	468,456	1,063,956
2027	315,000	280,500	595,500	195,000	275,730	470,730	1,061,230
2028	330,000	264,750	594,750	205,000	261,943	466,943	1,066,693
2029	350,000	248,000	598,000	220,000	247,450	467,450	1,065,450
2030	365,000	230,500	595,500	235,000	231,896	466,896	1,062,396
2031	385,000	212,250	597,250	255,000	215,282	470,282	1,067,532
2032	405,000	193,000	598,000	270,000	197,253	467,253	1,065,253
2033	425,000	172,750	597,750	290,000	178,164	468,164	1,065,914
2034	445,000	151,500	596,500	310,000	157,661	467,661	1,064,161
2035	470,000	129,250	599,250	335,000	135,744	470,744	1,069,994
2036	490,000	105,750	595,750	355,000	112,060	467,060	1,062,810
2037	515,000	81,250	596,250	380,000	86,961	466,961	1,063,211
2038	540,000	55,500	595,500	410,000	60,095	470,095	1,065,595
2039	570,000	28,500	598,500	435,000	31,107	471,107	1,069,607
	$9,035,000	$8,275,000	$17,310,000	$5,710,000	$7,874,213	$13,589,213	$30,899,213

Debt Obligations – Amortization Schedules

PORT LAVACA WTP CLEARWELL
FROST NATIONAL BANK

YEAR ENDING AUGUST 31	PRINCIPAL	INTEREST	TOTAL REQUIREMENTS
2011	$8,795	$15,205	$24,000
2012	9,117	14,883	24,000
2013	9,535	14,465	24,000
2014	9,929	14,071	24,000
2015	10,339	13,661	24,000
2016	29,533	13,111	42,644
2017	49,975	11,313	61,288
2018	52,040	9,248	61,288
2019	54,190	7,098	61,288
2020	56,416	4,872	61,288
2021	58,760	2,528	61,288
2022	30,281	360	30,641
	$378,910	$120,815	$499,725

WATER SUPPLY REVENUE BONDS AND REVENUE REFUNDING BONDS
(CITY OF PORT LAVACA, TEXAS) SERIES 2000

YR ENDING AUGUST 31	PRINCIPAL	INTEREST	TOTAL REQUIREMENTS
2011	$240,000	$73,500	$313,500
2012	250,000	62,045	312,045
2013	265,000	49,810	314,810
2014	275,000	36,850	311,850
2015	295,000	22,875	317,875
2016	310,000	7,750	317,750
	$1,635,000	$252,830	$1,887,830

REGIONAL WASTE DISPOSAL REVENUE BONDS AND
REFUNDING AND IMPROVEMENT REVENUE BONDS
(CITY OF VICTORIA, TEXAS) SERIES 1993 AND 1989
AMORTIZATION SCHEDULE

YR ENDING	1989 SERIES		1996 SERIES		TOTAL
AUGUST 31	PRINCIPAL	INTEREST	PRINCIPAL	INTEREST	REQUIREMENTS
2011	$435,000	$0	$345,000	$8,194	$788,194
	$435,000	$0	$345,000	$8,194	$788,194

The 1989 series bonds maturing during fiscal years 2006 through 2011 are capital appreciation bonds, which were sold at a deep discount and with no stated interest rate. These bonds do not pay interest but rather mature at their face value which exceeds their original discounted sales price

Debt Obligations – Amortization Schedules

CONTRACT REVENUE BONDS, SERIES 2004
TREATED WATER DELIVERY SYSTEM (CITY OF LOCKHART PROJECT)

YR ENDING AUGUST 31	PRINCIPAL	INTEREST	TOTAL REQUIREMENTS
2011	$175,000	$266,029	$441,029
2012	180,000	258,929	438,929
2013	190,000	251,434	441,434
2014	200,000	243,039	443,039
2015	205,000	233,926	438,926
2016	215,000	224,584	439,584
2017	225,000	214,791	439,791
2018	235,000	204,324	439,324
2019	250,000	192,669	442,669
2020	260,000	179,756	439,756
2021	275,000	166,047	441,047
2022	285,000	151,875	436,875
2023	300,000	137,250	437,250
2024	315,000	121,875	436,875
2025	335,000	105,625	440,625
2026	350,000	88,500	438,500
2027	370,000	70,500	440,500
2028	390,000	51,500	441,500
2029	405,000	31,625	436,625
2030	430,000	10,750	440,750
	$5,590,000	$3,205,028	$8,795,028

HYDROELECTRIC PROJECT REVENUE REFUNDING BONDS
SERIES 2002, (CITY OF NEW BRAUNFELS, TEXAS PROJECT)

YR ENDING AUGUST 31	PRINCIPAL	INTEREST	TOTAL REQUIREMENTS
2011	$905,000	$178,463	$1,083,463
2012	945,000	138,190	1,083,190
2013	995,000	95,193	1,090,193
2014	1,030,000	48,925	1,078,925
	$3,875,000	$460,771	$4,335,771

CONTRACT REVENUE BONDS SERIES 1996
(CITY OF LOCKHART PROJECT)

YR ENDING AUGUST 31	PRINCIPAL	INTEREST	TOTAL REQUIREMENTS
2011	$475,000	$164,300	$639,300
2012	500,000	143,088	643,088
2013	525,000	120,406	645,406
2014	555,000	96,376	651,376
2015	585,000	70,865	655,865
2016	620,000	43,753	663,753
2017	655,000	14,901	669,901
	$3,915,000	$653,689	$4,568,689

(This page was intentionally left blank)

Capital Improvements

A capital improvements program was originally developed during FY 1997 and was embedded in the initial "Guadalupe-Blanco River Authority Five Year Financial Plan". The updated capital improvements program includes equipment requirements projected for the years 2011-2015. The capital improvements program assesses future infrastructure as well as other needed capital additions. Considerations that are included in the development of this program are customer demand, economic development, condition of existing infrastructure, and changing environmental regulations. An evaluation of all of these factors is important due to the high cost of the projects required to deliver the utility service to end use customers.

The capital improvements program is a financial planning tool subject to amendment as conditions change. In that respect, capital improvements that have been identified may be purchased in a different year than identified or not purchased at all if conditions do not warrant. The budgeted capital expenditures are assimilated into the annual budget without the need for long term, external financing unless otherwise noted.

General Division

DESCRIPTION	2011	2012	2013	2014	2015
Replacement Vehicle(s)	$ 28,500	$50,000	$50,000	$50,000	$50,000
Network Security & Management	$20,000				
Mail & Terminal Server Upgrade	$15,000				
HP Plotter Upgrade	$10,000				
Storage Room Conversion to Office	$10,000				
Control Room Storm Shutters	$8,700				
Dell Switches Upgrade	$6,000				
Utility Billing Credit Card Equipment	$2,000				
Other Computer Equipment		$50,000	$50,000	$50,000	$50,000
Office Furniture & Fixtures		$10,000	$10,000	$10,000	$10,000
TOTALS	**$100,200**	**$120,000**	**$120,000**	**$120,000**	**$120,000**

The largest capital addition for FY 2011 is for the purchase of a ¾ ton 4x4 truck to replace a fleet unit with high mileage that has become more costly to repair and maintain due to its heavy use. The second largest addition for FY 2011 is for the purchase of information technology (IT) or computer equipment in the aggregate amount of $53,000. These IT additions are part GBRA's efforts to upgrade hardware and software as each reach the end of the useful life or when the manufacturer ceases to support that generation of equipment.

The General Division's capital addition budget for FY 2011 remains relatively the same when compared to other years and as a result does not have a significant budget impact which requires rate increases or external funding. The internal sources of funding may come from the annual budget to the extent that the amount is recurring and will not cause an unreasonable budgetary impact.

Capital Improvements

Guadalupe Valley Hydroelectric Division

DESCRIPTION	2011	2012	2013	2014	2015
Spillgate Structural Repairs	$173,000				
Dam, Levee, Structural Erosion Repairs	$77,000				
Replace SCADA Remote Terminal Units	$72,948	$50,000			
Replacement Truck(s)	$35,000	$37,000	$40,000	$43,000	$44,000
Gate Work Equipment Trailer	$5,000				
Replace Outboard Boat Motor	$2,500				
Replacement Office Furniture	$2,100	$2,200	$2,300	$2,400	$2,500
Replacement Computer(s)	$2,000	$2,000	$2,000	$2,000	$2,000
Replace Hydro Retainer Gates					$400,000
TOTALS	**$369,548**	**$91,200**	**$44,300**	**$47,400**	**$448,500**

The removal and upgrade of the Te jas Supervisory Control and Data Acquisition (SCADA) System remote terminal units (RTUs) and associated ra dios will continue in FY 2011. The S CADA system transmits data to and f rom the centra l control room. It allows op erators to r emotely control equipment at hydroelectric power plants, hydroelect ric dams, electrical s ubstations, and raw water pump stations. The Tejas system has been in service for twenty-one years.

Also, in FY 2011 spillg ate structural repairs will be performed; dam, levee, and structural ero sion repairs as outlined in the Freese-Nichols Dam Safety Inspection Report will con tinue. And, two replacement trucks will be purchased.

Funds for the items listed above will be provided entirely by hydroelectric power sales.

Capital Improvements

Rural Utilities Division

DESCRIPTION	2011	2012	2013	2014	2015
Shadow Creek WWTP					
Sludge drying box	$30,000				
Marsh Lane L/S Pump Improvements		$16,000			
Replacement Truck			$20,000		
SUB-TOTALS	**$30,000**	**$16,000**	**$20,000**	**$ 0**	**$ 0**

Since the system is a relatively new system having started during FY 2007 and the owner of the system is planning a plant expa nsion within the next two year s, no capital improvem ents are projected beyond the FY 2013.

Capital Improvements

Rural Utilities Division (cont.)

DESCRIPTION	2011	2012	2013	2014	2015
Canyon Park WWTP:					
Replacement Truck (1/4)	$5,000		$7,500		$7,500
Emergency Generator Cover	$2,000				
Storage Shed (1/4)	$550				
SUB-TOTALS	**$7,550**	**$ 0**	**$7,500**	**$ 0**	**$7,500**

Capital improvements planned in FY 2011 include 1/4 the cost of a replacement truck; 1/4 the cost of a storage building, and a cover to protect the emergency generator. These improvements will be funded by revenues from customer billings.

Capital Improvements

Rural Utilities Division (cont.)

DESCRIPTION	2011	2012	2013	2014	2015
Dunlap WWTP:					
River Bend Pump Station	$599,500				
Midtex Collection System	$98,901				
White Wing Subdivision WW	$9,500				
Legend Pond Development	$5,000				
Replacement Truck (1/4)	$5,000		$7,500		$7,500
Storage Shed (1/4)	$550				
Regional Pump Station		$1,000,000			
Emergency Generator	DEFERED	$131,250			
Sludge Press and Building			$418,000		
SUB-TOTALS	**$718,451**	**$1,131,250**	**$425,500**	**$ 0**	**$7,500**

Capital improvements planned in FY 2011 include 1/4 the cost of a replacement truck, 1/4 the cost of a storage building, and an upgrade the River Bend Lift Station at a cost of $599,500 which will be financed from a $600,000 tax exempt bank loan.

Plans in FY 2012 are to complete the Regional Pump Station project at an estimated cost of $1,000,000 and install an emergency generator estimated to cost $131,250.

A sludge press and building estimated to cost $418,000 are planned in FY 2013. They will be required to accommodate the increased amount of sludge due to plant expansion and will be financed with a bank loan in order to spread the financial impact over several years.

The remaining FY 2011 capital improvements listed above will be funded by revenues from customer billings and a $350,000 interfund loan from GBRA's General Division.

Capital Improvements

Rural Utilities Division (cont.)

DESCRIPTION	2011	2012	2013	2014	2015
Northcliffe WWTP:					
Rehabilitate Clarifier	$26,000				
Replacement Truck (1/4)	$5,000		$7,500		$7,500
Storage Shed (1/4)	$550				
Emergency Generator	DEFERED	$75,000			
SUB-TOTALS	**$31,550**	**$75,000**	**$7,500**	**$ 0**	**$7,500**

Capital improvements planned in FY 2011 include rehabilitating the clarifier, 1/4 the cost of a replacement truck, and 1/4 the cost of a storage building. All of the remaining capital improvements listed above will be assimilated into the annual budget without the need for long-term external financing.

The truck is a maintenance vehicle with a utility bed. The shed will be to protect the tractor and equipment stored at the bio-solids site.

These FY 2011 capital improvements listed above will be assimilated into the annual budget without the need for long-term external financing.

Capital Improvements

Rural Utilities Division (cont.)

DESCRIPTION	2011	2012	2013	2014	2015
Springs Hill WWTP:					
Replacement Truck (1/4)	$5,000		$7,500		$7,500
Storage Shed (1/4)	$550				
Land for Plant Expansion		$17,100			
New Clarifier			$250,000		
SUB-TOTALS	**$5,550**	**$17,100**	**$257,500**	**$ 0**	**$7,500**

GBRA operates the wastewater treatment plant while the City of Seguin is responsible for the collection system. Capital improvements in FY 2011 include 1/4 cost of a replacement truck, 1/4 the cost of a storage building to protect the tractor and equipment used at the bio-solids site.

Although GBRA does not see the need for increased treatment capacity at this time, the purchase of land in FY2012 for plant expansion and a new clarifier in FY 2013 will be dependent on development and demand on the treatment plant.

With the exception of the new clarifier in FY 2013, all capital additions will be paid from normal operating revenues.

Capital Improvements

Rural Utilities Division (cont.)

DESCRIPTION	2010	2011	2012	2013	2014
Wimberley WWTP:					
None					
SUB-TOTALS	**$ 0**	**$ 0**	**$ 0**	**$ 0**	**$ 0**

GBRA assumed operation of the 0.015 MGD Wimberley Wastewater Treatment Plant on February 5, 2004 and currently has one customer, the Deer Creek Rehabilitation Facility, a nursing home.

The City of Wimberley and GBRA are proposing to replace or expand the plant in the future to serve the downtown business district; but design is pending the finalization of the preliminary engineering report (PER) for the wastewater collection system and treatment plant. Therefore, the timing and amount of the new plant associated with the Wimberley operation are pending the recommendations of the PER. Pending plant and collection system construction has eliminated the capital needs during this five-year period.

Capital Improvements

Rural Utilities Division (cont.)

DESCRIPTION	2011	2012	2013	2014	2015
Sunfield WWTP:					
None					
SUB-TOTALS	**$ 0**	**$ 0**	**$ 0**	**$ 0**	**$ 0**
TOTALS RUD DIVISION	**$793,101**	**$1,299,350**	**$718,000**	**$0**	**$30,000**

In June of 2006 a wastewater treatment plant operating agreement was signed between 2428 Partners L.P. and GBRA. Plant start-up occurred during FY 2010, upon completion of construction of the 0.025 MGD Sunfield Wastewater Treatment Plant.

At that time, GBRA assumed operation of the plant. Since the plant is new, no capital improvements are projected during this five-year period.

Capital Improvements

Water Resources Division

DESCRIPTION	2011	2012	2013	2014	2015
Water Sales:					
Regional Raw Water DS	$67,534				
4 Wheel Drive Truck - WQ	$35,000				
Boat Ramp Rehab - Lake Wood	$25,000				
Siphon Gate Improvements	$12,000				
2 Ton Electric Hoist - Ms Guad II	$2,000				
Kyle/Monarch Delivery Points	$2,000				
Water Right Acquisition		$150,000	$200,000	$250,000	$300,000
Information Systems Improvements		$125,000			
Diversion System Rehabs		$120,000			
Infrastructure Security		$50,000	$50,000	$50,000	$50,000
Truck/IT/Office Equip		$40,000	$40,000	$40,000	$40,000
Park Structures/Improvements		$23,000	$67,000	$4,000	$8,000
Rental Pavilion - Lake Wood		$30,000			
Flow/Rainfall Monitors		$20,000	$20,000	$20,000	$20,000
GIS Programming		$20,000	$20,000	$20,000	$20,000
Shuttle Van for Gorge - Used	DEFERED	$20,000			
Non-Point Source Education		$10,400			
Diversion Levee Rehab		$10,000	$10,000	$10,000	$10,000
Guadalupe/Comal Aerial Project		$5,000			
Replacement Truck - Lake Wood			$18,000		
Additional Showers - Lake Wood			$10,000		
Dump Station - Lake Wood			$6,000		
Roads & Pads Repairs - Lake Wood				$9,000	
New Grounds Mower - Lake Wood					$10,000
SUB-TOTALS	**$143,534**	**$623,400**	**$441,000**	**$403,000**	**$458,000**

The most significant capital additions scheduled for FY 2011 are additional Water Meters, Delivery Points, and clean out locations in the amount of $67,534 related to the Regional Raw Water Delivery System that runs from the Guadalupe River over to the City of San Marcos.

In FY 2011 construction of a new boat ramp to replace the outdated existing ramp, for a projected costs of $100,000 with 75% of the expense being matched through a TPWD Boat Ramp Grant is planned. In FY 2012 construction of a 20'x40' Pavilion for local group gatherings is planned. This new pavilion will provide additional visitation and enlarge customer base and new custom er

knowledge of the parks facilities. In FY 2013 a dump station upgrade, additional showers and a replacement park vehicle are planned. And in FY 2014 road and campsite pad repairs are planned.

Capital additions within the Water Resource Division – LWRA will be funded through the Canyon Reservoir stored water sales, grants, and collected park use fees.

Several construction projects aggregating to $69,534 are included in the Water Resource Division FY 2011 budget. The funds to pay for these projects will come from operating revenues resulting from billings to customers for their raw water commitments. The aggregate amount of these funding sources is sufficient to pay all operating, capital, and debt related costs without the need to raise customer rates.

The most significant capital additions scheduled for FY 2012-2015 are Water Right Acquisitions totaling $900,000. This is part of GBRA's on-going effort to purchase additional water resources when they are available in order to meet the growing water demands within GBRA's district.

Capital Improvements

Water Resources Division (cont.)

DESCRIPTION	2011	2012	2013	2014	2015
Regional Laboratory:					
Clean Rivers Program-All	$141,608	$143,000	$143,000	$143,000	$143,000
Oil and Grease Extraction Unit	$24,000				
Autoclave	$10,000				
Hood and Vent System	$8,000				
Quanti-tray Sealer	$4,000				
Scanner	$2,000				
Autotitrator		$22,000			
Inductively Coupled Plasma Unit			$100,000		
Organic Analysis (GC/MS)				$120,000	$80,000
SUB-TOTALS	**$189,608**	**$165,000**	**$243,000**	**$263,000**	**$223,000**

The Regional Laboratory's capital improvement items for FY 2011-2015 include its participation in the Clean Rivers Program (CRP), which is estimated to cost $141,608 in FY 2011. The CRP program is administered under two-year contracts with the TCEQ. The program is fully funded by the TCEQ. In FY 2011 the existing oil and grease single-place extraction unit that is requiring more frequent repair due to age and the high volume of use, will be replaced at an estimated cost of $24,000. The replacement of the existing one-place unit with a three-place extraction unit will triple the number of samples done in the same amount of time as the existing procedure.

Also in FY 2011, a new autoclave will be purchased to replace the existing autoclave that has become a safety hazard. A new hood and vent system will be installed to provide another area where analyses that produce hazardous fumes can be performed safely. The quanti-tray sealer is budgeted to replace the existing sealer that has been in service for 9 years.

In FY 2012, the purchase of an auto titrator is scheduled to increase the sample capacity for titrations that include hardness and alkalinity. In FY2013, an Inductively Coupled Plasma (ICP) unit is scheduled for purchase at an estimated value of $100,000. The ICP unit will be used for the analysis of heavy metals in water and wastewater. The ICP has the ability to analyze samples for multiple elements, with less interference, and with lower detection limits. The Organic Analysis equipment, to be purchased in FY 2014 and FY 2015 will allow more in-depth testing of herbicides, pesticides, and other volatile and semi-volatile organic compounds such as BTEX (benzene), phenols and cresols for public water supplies.

The capability to perf orm analyses using the ICP and Organic Analy sis equipment will add the capability to perform several new tests and reduce time without adding staff. The ICP and Organic Analysis equipment will be funded through a short- term bank loan or equipm ent lease/purchase in order to spread these costs over several years.

Capital Improvements

Water Resources Division (cont.)

DESCRIPTION	2011	2012	2013	2014	2015
Calhoun Canal:					
Exelon Water Project	$74,597				
Replacement Truck	$32,000	$25,000			
Replacement All Terrain Vehicle	$7,000				
Replacement Shredder			$10,000		
Steinburg Canal Viability Study			$4,000		
Replacement Tractor				$35,000	
Main Canal Easements				$30,000	$50,000
Equipment Building				$6,000	
Canal Flow Study					$8,000
SUB-TOTALS	**$113,597**	**$25,000**	**$14,000**	**$71,000**	**$58,000**

It is very important that the major arteries of the Canal System, without which GBRA's support of an agricultural base as well as its municipal raw water supply in Calhoun County would be severely limited, must be kept intact and functional. A viable irrigation infrastructure to support the expected growth in demand for commodities will enhance the economy of Calhoun and surrounding counties while preserving a strong heritage in agri-business for the region.

Long term problems experienced with a heavy haul truck have necessitated the inclusion of funding for possible replacement. This unit's performance, purchased new, has been disappointing and replacement may be the only feasible option. While repairs or some type of dealer reparation are still possible, it would be unrealistic at this point not to include some allowance ($32,000) for replacement funding.

The Steinburg Canal, however, is of less importance economically and there is considerable landowner desire for GBRA's abandonment of the lower portion, which has seen little use for many years. A review of successors and assigns on this canal is advisable and is scheduled for FY 2012.

The Exelon project continues under study. Easements for the Main Canal continue to be an important but longer-term issue. These capital additions will be paid from revenues from customers as well as revenue from Exelon to reserve water as it continues its feasibility studies for a new nuclear power plant.

Capital Improvements

Water Resources Division (cont.)

DESCRIPTION	2011	2012	2013	2014	2015
San Marcos WTP:					
Replacement Truck			$20,000		
SUB-TOTALS	**$ 0**	**$ 0**	**$20,000**	**$ 0**	**$ 0**

The San Marcos Water Treatment Plant is operating under a 10-year contract with the City of San Marcos that began December 2005. GBRA and the City have made improvements to the plant in the form of a plant expansion of 12 MGD that was completed in 2008.

The City has obtained re-rating of the plant to 21 MGD. The re-rating modifications include the above-mentioned expansion. These project enhancements should therefore preclude the need for additional capital additions within the planning horizon of this operating budget, with the exception of a replacement truck in FY 2013.

Capital Improvements

Water Resources Division (cont.)

DESCRIPTION	2011	2012	2013	2014	2015
Buda WWTP:					
Replacement Truck		$28,000			
SUB-TOTALS	**$ 0**	**$28,000**	**$ 0**	**$ 0**	**$ 0**
TOTALS WATER RES. DIVISION	**$446,739**	**$841,400**	**$718,000**	**$737,000**	**$739,000**

A plant expansion completed by the City of Buda during FY 2007 and the proposed expansion by the City during FY 2010-2011 have reduced the capital needs over this 5-year planning period. The only exception is a planned replacement truck purchase in FY 2012.

The City of Buda, for which GBRA provides service, reimburses capital improvement expenditures made by this system as well as any debt related to capital improvements.

Capital Improvements

Western Canyon Division

DESCRIPTION	2011	2012	2013	2014	2015
Western Canyon WTP:					
Clean-In-Place Evaporator System	$85,000				
Belt Press		$230,000			
Plant Expansion Study		$45,000			
Distribution Truck		$25,000			$25,000
SCADA Upgrade		$20,000			
Computer Equipment		$3,000	$3,000	$3,000	$3,000
Generator – Water Treatment Plant			$250,000		
Generator - Amman Rd Pump Station			$150,000		
Backhoe			$65,000		
Dump Truck			$40,000		
Plant Truck			$25,000	$25,000	
Generator - Raw Water Pump Station				$350,000	
Spare Raw Water Motor				$60,000	$60,000
Trailer				$10,000	
SUB-TOTALS	**$85,000**	**$323,000**	**$533,000**	**$448,000**	**$88,000**

The Western Canyon Project including the Water Treatment Plant and transmission system became operational during FY 2006. Capital improvements for FY 2011 include the cost of purchasing a Clean-In-Place (CIP) Evaporator System to evaporate the CIP chemicals. Funds for the CIP Evaporator System will be provided from customer revenues. In FY 2012, the purchase of a Belt Press is scheduled to dewater coagulant sludge.

Backup generators for the water treatment plant, the raw water pump station and the Amman Road pump station have also been added to provide electricity during power outages. These have been spread over three additional fiscal years to minimize the effect upon rates. Together the capital items listed above will better facilitate the operation of this new plant and pipeline.

Capital Improvements

Western Canyon Division (cont.)

DESCRIPTION	2011	2012	2013	2014	2015
Cordillera WDS:					
12" Valve on Rio Cordillera	$11,000				
Meter Reading System (1/2)	$6,500				
New Truck		$25,000			
SUB-TOTALS	**$17,500**	**$25,000**	**$ 0**	**$ 0**	**$ 0**

The Cordillera Water Distribution System is a relatively new system having started in earnest during FY 2005.

Thus the only capital improvem ents planned in FY 2011 are the installation of a new 12 inch Water Valve in the W ater Distribution S ystem and a so ftware upgrade of the au tomated Meter Reading System shared by the Cordillera and Com al Trace Water Distribution Systems. In FY 2012 the purchase of a new truck at an estimated cost of $25,000 is scheduled.

The operating contract that GBRA has with the developer for the system requires the developer to incur all capital improvement costs if revenue from customers is insufficient to cover all costs.

Capital Improvements

Western Canyon Division (cont.)

DESCRIPTION	2011	2012	2013	2014	2015
Cordillera WWTP:					
None					
SUB-TOTALS	**$ 0**	**$ 0**	**$ 0**	**$ 0**	**$ 0**

Within the Cordillera Wastewater Treatment Plant System, GBRA is responsible for purchasing and installing sewer pumps for each new customer.

There are no Capital Improvements projected for the five-year period. The funds to pay for these pumps and other improvements are received from a combination of customer connection revenue and developer payments.

Capital Improvements

Western Canyon Division (cont.)

DESCRIPTION	2011	2012	2013	2014	2015
Comal Trace WDS:					
Meter Reading System (1/2)	$6,500				
New Ground Storage Tank		$45,000			
Upgrade booster pump station			$15,000		
SUB-TOTALS	**$6,500**	**$45,000**	**$15,000**	**$ 0**	**$ 0**

The Comal Trace Water System is also a new system, which was purchased in December of 2006 and consists of four water wells, a distribution system and pump station that GBRA is responsible for operating and maintaining.

The only capital improvement in FY 2011 is a software upgrade of the automated Meter Reading System shared by the Cordillera and Comal Trace Water Distribution Systems. In FY 2012, construction of a new ground storage tank is scheduled at a cost of $45,000. And in FY 2013, an upgrade of the booster pump station at a cost of $15,000 is scheduled. The funds to pay the cost of these improvements are received from customer monthly water fee revenues.

Capital Improvements

Western Canyon Division (cont.)

DESCRIPTION	2011	2012	2013	2014	2015
Johnson Ranch WDS:					
None					
SUB-TOTALS	**$ 0**	**$ 0**	**$ 0**	**$ 0**	**$ 0**

Within the Johnson Ranch Subdivision Water System, GBRA is responsible for operating and maintaining the distribution system.

There are no capital improvements projected for the five-year period because currently the development consists of only one Elementary School.

Capital Improvements

Western Canyon Division (cont.)

DESCRIPTION	2011	2012	2013	2014	2015
Johnson Ranch WWTP:					
None					
SUB-TOTALS	**$ 0**	**$ 0**	**$ 0**	**$ 0**	**$ 0**
TOTALS WESTERN CANYON DIVISION	**$109,000**	**$393,000**	**$548,000**	**$448,000**	**$88,000**

The Johnson Ranch Wastewater Treatment Plant System is under development.

Therefore no capital improvements are projected for the five-year period, since the only customer in the Johnson Ranch Development is a new Comal ISD Elementary School that will use a septic tank system to properly dispose of wastes.

Capital Improvements

Port Lavaca WTP Division

DESCRIPTION	2011	2012	2013	2014	2015
Clearwell #1 Rehab	$11,000	$521,270			
Bleach System			$30,000		
Chemical Feed Pumps			$12,000		
Septic System			$5,000		
Rehabilitate Restrooms				$20,000	
Replace Flooring				$8,000	
Security				$5,000	$5,000
Equipmnt Building				$2,000	
Expand Plant 6.0 mgd to 7.2 mgd					$2,700,000
Rock Reservoir Erosion Control					$60,000
Filter Covers					$30,000
TOTALS	**$11,000**	**$521,270**	**$47,000**	**$35,000**	**$2,795,000**

Analysis of the old steel clearwell's potential for cost-effective rehabilitation began in earnest in FY 2010, with a decision on final disposition to be accomplished in FY 2011 upon consultation with wholesale customers and engineer.

Conversion from gaseous chlorine to liquid bleach as a disinfectant in FY 2013 would improve the plant's safety posture for customers and staff. A newly revised formula for customer demand based on data analysis has reduced the pressing need for earnest consideration of a plant expansion.

The City of Port Lavaca, the Calhoun County Rural Water Supply Corporation, and the Port O' Connor Municipal Utility District reimburse the capital improvement expenditures made by the Port Lavaca Water Treatment Plant Division of GBRA.

Capital Improvements

Calhoun County RWS Division

DESCRIPTION	2011	2012	2013	2014	2015
Meter Reading Program	$7,500				
Crestview Plant Rehab		$28,000			
Crestview Emergency Generator		$7,000			
Maxwell Ditch Crossing	DEFERED		$19,100		
Bauer Road Project			$12,000		
Crestview SCADA			$4,300		
Shady Acres				$25,000	$25,000
Equipment Building				$4,000	
Six Mile Station Expansion	DEFERED				$78,000
Expansion Highway 238					$40,000
Saddle Horn Extension					$40,000
FM 1090 Addition (Cain etal)					$25,000
Green Lake Survey					$25,000
Long Mott Road Extension					$15,000
TOTALS	**$35,000**	**$35,000**	**$35,400**	**$29,000**	**$248,000**

Meter reading software common to the retail utility divisions is scheduled for the new fiscal year. The purchase and expansion of property at the Six Mile Station has been deferred for several years due to lowered capacity requirements and separate customer counts for the areas served. The FM 1090 subdivision planning has also been pushed back by the developer. The Maxwell Ditch Crossing is deferred to FY 2013 but must eventually be replaced to prevent an emergency outage. The Crestview Wastewater Plant has seen continuous service since 1998 and must be serviced. Much of that cost will involve rental tankage and daily truck transport of product. Completion of the Tanner Loop will make an expansion of Bauer Road feasible in about FY 2013. In-house waterline projects have been utilized with good success to expand service in a cost-effective manner. However, Highway 238, Long Mott Road and other expansions must be deferred, due to more pressing expenses or low customer density.

Improvements in FY 2011 will be funded by a combination of customer revenue, tap and membership fees. After initial drawdown, the cash reserves acquired from the sale of assets in Port O'Connor in 2000 have been preserved to a reasonable extent, and provide backing for unexpected expenses and are not anticipated to be used.

Capital Improvements

Victoria Regional WWR Division

DESCRIPTION	2011				
None					
TOTALS	$ 0				

The Victoria City Council previously adopted a resolution in 2009 authorizing the City Manager to execute all documents necessary to terminate the Amended and Restated Regional Wastewater Disposal Contract between the Guadalupe-Blanco River Authority and the City of Victoria effective on December 31, 2010.

Therefore, no capital improvements are projected for the first four months of the 2011 fiscal year beginning on September 1, 2010 and ending on December 31, 2010 at which time the existing contract will expire and ownership and operation of the Regional and Willow Street wastewater plant will be transferred to the City of Victoria.

Capital Improvements

Coleto Creek Division

DESCRIPTION	2011	2012	2013	2014	2015
Coleto Creek Reservoir:					
Replacement Vehicle	$22,000	$20,000	$22,000		
Replacement Shop Generator		$6,000			
Replace 15ft Shredder				$12,000	
Utility Tractor w/Loader & Backhoe Attachm'ts					$40,000
SUB-TOTALS	**$22,000**	**$26,000**	**$22,000**	**$12,000**	**$40,000**

The only capitol addition scheduled for FY 2011 is the purchase of a $22,000 replacement vehicle.

Coleto Creek Power, LP, the current owner of the power plant located adjacent to the Coleto Creek Reservoir formerly owned by Central Power & Light Company (CP&L), for whom GBRA operates the cooling reservoir, reimburses funds for reservoir equipment purchases.

Capital Improvements

Coleto Creek Division (cont.)

DESCRIPTION	2011	2012	2013	2014	2015
Coleto Creek Recreation:					
Commercial Grounds Mower			$10,000		
Replacement Truck	DEFERED	$18,000			
Add Camping Cabin		$12,000			
Replace Playground			$12,000		
Campground Upgrades				$25,000	$25,000
SUB-TOTALS	**$ 0**	**$30,000**	**$22,000**	**$25,000**	**$25,000**
TOTALS COLETO CREEK DIVISION	**$22,000**	**$56,000**	**$44,000**	**$37,000**	**$65,000**

There are no capital improvements scheduled for FY 2011. In FY 2012 the park plans to replace a current park truck that has over 100,000 miles on it at a projected expense of $18,000. Also in FY 2012, the park plans to construct a fifth camping cabin at a projected cost of $12,000 to help meet the growing demand for cabins and to generate additional revenue. In FY 2013 the park plans to replace one of its existing commercial grounds mowers at a projected cost of $10,000. A projected $12,000 replacement is also planned for the oldest park playground, which is worn out after twenty five years of service. In FY 2014 & 2015, the park plans to upgrade portions of the existing campsites since after thirty years of use they are outdated and worn out, at a projected cost of $25,000 per fiscal year with partial funding from a loan. All other improvement costs will be funded by park fees collected.

Capital Improvements

Luling WTP Division

DESCRIPTION	2011	2012	2013	2014	2015
Retrolift Raw Water Pump Rails	$38,482				
Plant Expansion Study		$50,000			
Replacement Truck	DEFERED	$20,000			
500,000 gal. Clearwell			$600,000		
Replace Chemical Bulk Storage Tanks (2)				$40,000	
SCADA System Networking	DEFERED				$30,000
TOTALS	**$38,482**	**$70,000**	**$600,000**	**$40,000**	**$30,000**

In FY 2011, modification of the raw water pump station rails at a cost of $38,482 is scheduled, to improve safety of personnel when working on pumps. In FY 2012, a Replacement Truck will be purchased at a cost of $20,000 and a Plant Expansion Study is projected at a cost of $50,000. This study will help determine the future needs of the plant and the surrounding area. In FY 2013, the addition of a 500,000-gallon Clearwell is estimated to cost $600,000. The Clearwell will be needed to supply additional water demands due to the anticipated growth of the area. In FY 2014, the replacement of two 30 year old fiberglass bulk storage tanks at a cost of $40,000 will be required to insure the integrity and dependability of tanks. In FY 2015, the SCADA System Networking is projected to cost $30,000 and will provide full time monitoring of equipment and water treatment processes.

The City of Luling and the City of Lockhart, for which GBRA provides water treatment service, reimburses capital improvement expenditures made by the Luling Water Treatment Plant Division as well as any debt service related to capital improvements. Due to the significance of many of these capital improvements, some of them will be financed thru five to ten year bank loans in order to avoid significant budget fluctuations.

Capital Improvements

Canyon Hydroelectric Division

DESCRIPTION	2011	2012	2013	2014	2015
None					
TOTALS	**$ 0**	**$ 0**	**$ 0**	**$ 0**	**$ 0**

Capital improvement expenditures made by the Canyon Hydroelectric Division are reimbursed by New Braunfels Utilities (NBU) through energy sales. At this time, GBRA is not planning any capital improvements during this five-year period.

Capital Improvements

Lockhart Division

DESCRIPTION	2011	2012	2013	2014	2015
Lockhart WWTP:					
Backup NPW system – Larremore	$20,000				
Upgrade Bar Screen @ FM20		$235,000			
Refrigerated Sampler	DEFERED	$8,000			
Concrete Road	DEFERED		$30,000		
Replacement Truck			$20,000		
SUB-TOTALS	**$20,000**	**$243,000**	**$50,000**	**$ 0**	**$ 0**

The "Backup NPW system" listed for FY 2011 will provide non-potable water to the chlorination system at the Larremore Street plant in event the current NPW pump fails either due to a power outage or pump or motor malfunction. The refrigerated sampler scheduled for purchase in FY 2012 will assist operators in meeting strict NELAC standards when collecting and submitting samples to laboratories for analysis.

During FY 2010, plant staff worked with an engineering firm to identify improvements to the headworks to reduce the amount of inorganic materials entering the plant process at FM 20. The bar screen project listed in FY 2012 will be for the purchase and installation of the equipment specified during the 2010 study.

The concrete road listed for FY 2013 is a continuation of the plant road upgrade program to replace all asphalt roads within the FM 20 plant being damaged by the septage haulers and biosolids disposal trucks.

The City of Lockhart, for which GBRA provides service, reimburses capital improvement expenditures made by this division as well as any debt service related to capital improvements. Thus prior to large purchases, GBRA consults with the City of Lockhart and utilizes bank loans to finance large capital additions in order to avoid significant budget fluctuations.

Capital Improvements

Lockhart Division (cont.)

DESCRIPTION	2011	2012	2013	2014	2015
Lockhart WTP:					
Replace Raw Line from Well Field	$76,000	$60,000	$60,000	$60,000	$60,000
Pump Station Motor Control Center		$85,000			
Upgrade Electrical System at Plant			$75,000		
Replacement Truck				$20,000	
New Well					$1,000,000
SUB-TOTALS	**$76,000**	**$145,000**	**$135,000**	**$80,000**	**$1,060,000**
TOTALS LOCKHART DIVISION	**$96,000**	**$388,000**	**$185,000**	**$80,000**	**$1,060,000**

The most significant capital improvement costs during the next five years relate to replacing water wells and transmission lines. These items are required due to the corrosive nature of the existing water supply, aggressive soils in which the pipelines were originally installed, and a growing water demand within the City of Lockhart. The Raw Water Line crossing at Plum Creek is considered a critical component and will be replaced during FY 2011 at a cost of $76,000.

Starting in FY 2012 and over the next 5 years, 2,260 feet ductile iron pipe will be replaced annually at an estimated cost of $60,000 per year. The replacement of the Motor Control Center during FY 2012 will provide for more reliable operation of the raw water pump station.

The City of Lockhart, for which GBRA provides service, reimburses capital improvement expenditures made by this division as well as any debt service related to capital improvements.

Deferred Projects and Capital Improvement Items

As in previous years, some divisions of GBRA have inadequate manpower or financial resources to undertake all of the programs envisioned in their tactical objectives. The reasons for this vary with the circumstances of each division but can include limited customer growth, to the other extreme of rapidly accelerating demand for services thereby causing other projects to lose priority.

If circumstances change during FY 2011 whereas labor or financial resources are available to undertake the below listed programs, they may be brought to the GBRA Board of Directors for their consideration at that time.

General Division

1.	Property Acquisition	$ 75,000
2.	Parking Lot Paving and Striping	63,000
3.	Installation of Wheelchair Ramp	25,000
	Subtotal	$163,000

Dunlap Wastewater Treatment Plant System

1.	Emergency Generator	$131,250
	Subtotal	$131,250

Northcliffe Wastewater Treatment Plant System

1.	Emergency Generator	$75,000
	Subtotal	$75,000

Water Sales System

1.	Shuttle Van for Gorge (Used)	$20,000
	Subtotal	$20,000

Western Canyon Water Treatment Plant System

1.	New Membrane Modules	$180,000
	Subtotal	$180,000

Port Lavaca Water Treatment Plant Division

1.	Plant Road (Shared Cost)	$15,000
	Subtotal	$15,000

Calhoun County Rural Water System Division

1.	Six Mile Station Expansion	$78,000
2.	Maxwell Ditch Crossing	$19,100
	Subtotal	$97,100

Coleto Creek Recreation System

1.	Replacement Truck	$18,000
	Subtotal	$18,000

Luling Water Treatment Plant Division

1.	SCADA System Networking	$30,000
2.	Replacement Truck	20,000
	Subtotal	$50,000

Lockhart Waste Water Treatment Plant System

1.	Concrete Road	$30,000
2.	Refrigerated Sampler	8,000
	Subtotal	$38,000

GRAND TOTAL **$787,350**

Budget Summary

Division: **Guadalupe-Blanco River Authority**

Description

The Guadalupe-Blanco River Authority (GBRA) is a political subdivision of the State of Texas, created in 1935 by an act of the Texas Legislature (Vernon's Civil Statutes, Article 8280-106). GBRA was established to develop, conserve and protect the water resources of the Guadalupe River basin. Its statutory district begins near the headwaters of the Guadalupe and Blanco rivers, ends at San Antonio Bay, and includes Kendall, Comal, Hays, Caldwell, Guadalupe, Gonzales, DeWitt, Victoria, Calhoun, and Refugio counties.

Organizational Goals

1. **Public Communication & Education Priority**
   Objective 1: Enhance communication & education programs.
   Objective 2: Strengthen ties to customers.
   Objective 3: Increase public involvement and identification.

2. **Human Resource Priority**
   Objective 1: Identify and plan for staffing needs.
   Objective 2: Use the Human Resources Department more effectively.
   Objective 3: Review the employee performance assessment process.
   Objective 4: Initiate succession planning & enhance knowledge and exterise of supervisory staff.
   Objective 5: Re-evaluate HR policies for effectiveness.
   Objective 6: Review and enhance employee benefit programs.

3. **Financial Resources Policy**
   Objective 1: Conduct rate reviews to bring rates in line with project needs.
   Objective 2: Explore grant opportunities.
   Objective 3: Identify financial reserve goals.
   Objective 4: Review budget policy.
   Objective 5: Update and rewrite the Five Year Financial Plan.
   Objective 6: Encourage retail operations.

4. **Project and Program Development**
   Objective 1: Undertake and complete needed studies in a timely manner.
   Objective 2: Complete planning and seek permit amendments for new initiatives.
   Objective 3: Finish design and construction on facilities and projects spanning up to the next 10 years.
   Objective 4: Research and develop new areas for growth in water operations.

(This page was intentionally left blank)

Budget Summary

REVENUES

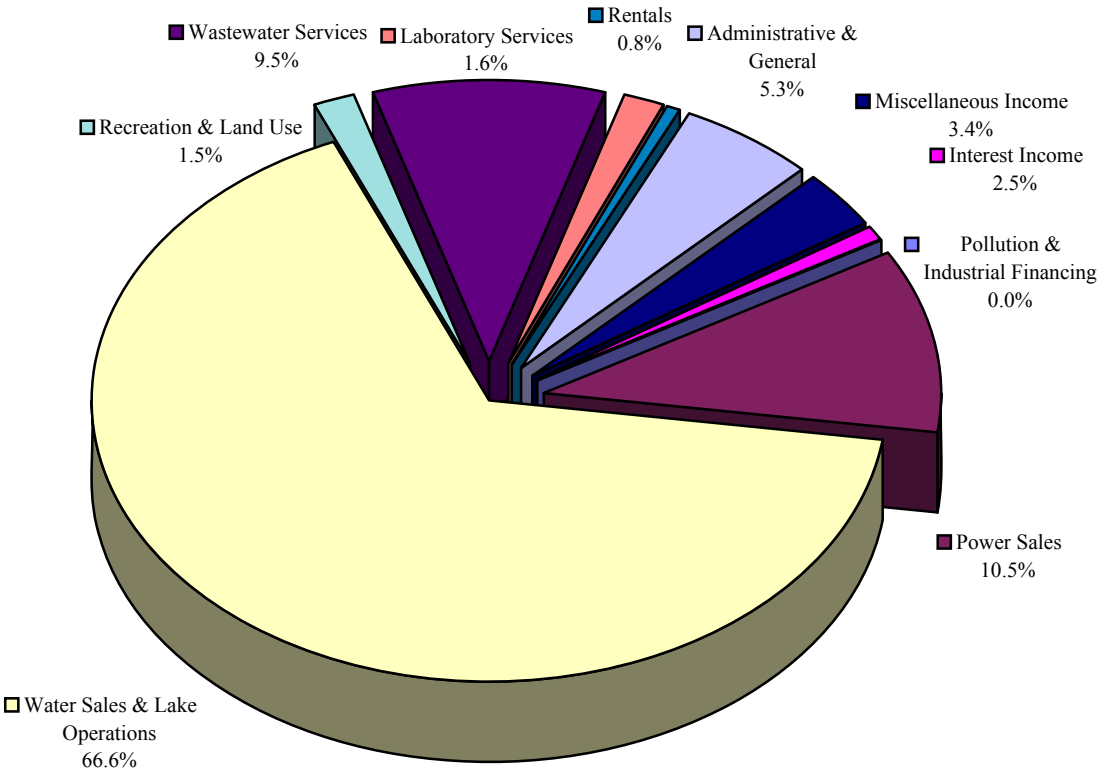

Revenues	FY 2009 Actual	FY 2010 Budget	FY 2011 Budget
Pollution & Industrial Financing	0	0	0
Power Sales	3,056,054	4,496,505	4,970,960
Water Sales & Lake Operations	31,051,511	31,091,341	31,637,084
Recreation & Land Use	580,244	711,200	705,020
Wastewater Services	6,683,468	6,618,656	4,514,614
Laboratory Services	675,585	700,000	770,000
Rentals	352,667	354,150	361,065
Administrative & General	2,432,480	2,597,540	2,531,158
Miscellaneous Income	2,456,640	1,700,027	1,608,782
Total Operating Revenue	**47,288,647**	**48,269,419**	**47,098,683**
Interest Income	475,308	579,420	430,625
Total	**47,763,955**	**48,848,839**	**47,529,308**

Budget Summary

EXPENSES

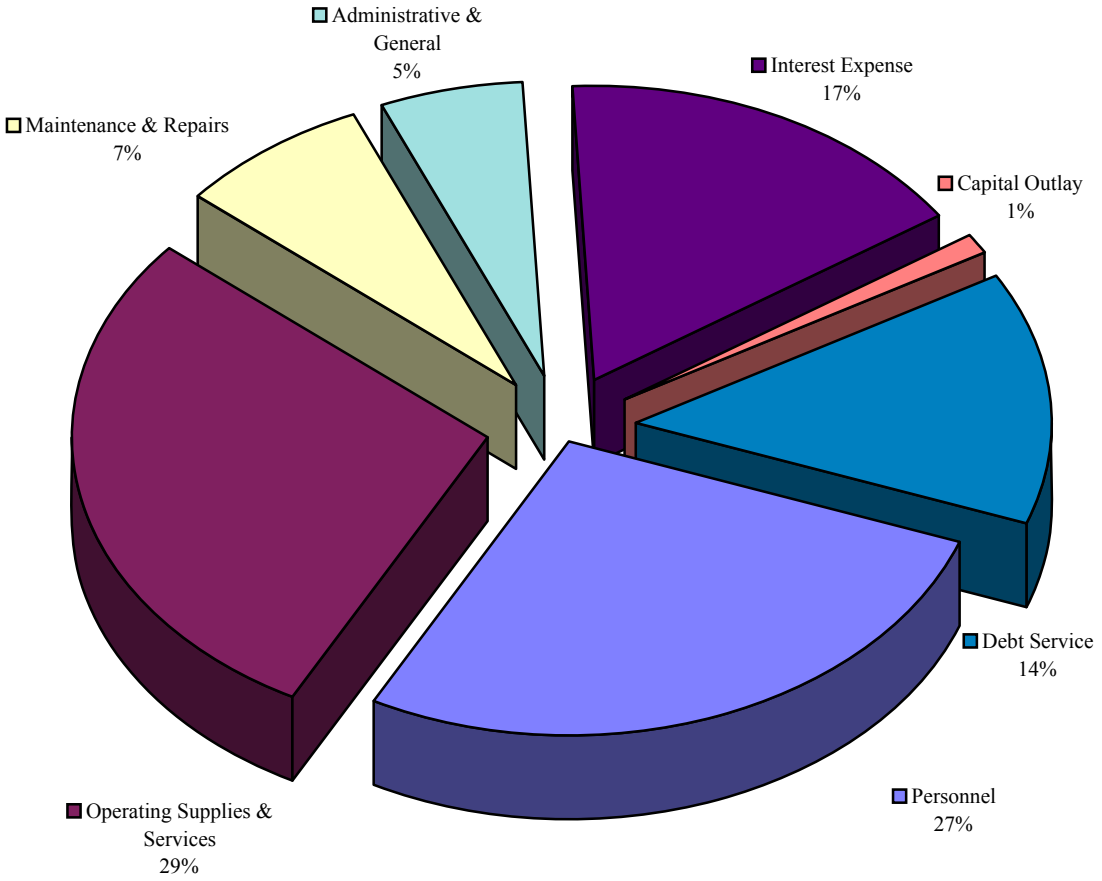

Expenses	FY 2009 Actual	FY 2010 Budget	FY 2011 Budget
Personnel	11,586,707	11,758,580	11,454,656
Operating Supplies & Services	14,439,058	13,905,745	11,943,709
Maintenance & Repairs	3,024,546	3,282,500	3,123,228
Administrative & General	2,308,258	2,373,406	2,304,836
Total Operating Expenses	**31,358,567**	**31,320,231**	**28,826,429**
Interest Expense	7,410,717	7,201,776	6,945,109
Capital Outlay	16,904,969	449,650	474,800
Debt Service	10,160,986	5,985,581	5,783,346
Grand Total Expenses	**65,835,239**	**44,957,238**	**42,029,684**

GUADALUPE-BLANCO RIVER AUTHORITY
CONSOLIDATED - WORKPLAN AND BUDGET
FISCAL YEAR ENDING AUGUST 31, 2011

	FY 2010 BUDGET	FY 2011 BUDGET	FY 2010-2011 DIFFERENCE
OPERATING REVENUES			
POWER SALES:			
POWER SALES	2,234,721	2,392,144	157,424
FACILITY CHARGE	1,200,000	1,500,000	300,000
CREDIT-OPER. INTEREST EARNINGS	(1,800)	(960)	840
CREDIT-INT ON NOW ACCTS	(60)		60
DEBT SERVICE REQUIREMENT	1,071,444	1,083,376	11,932
CREDIT INT EARN R&R FUND	(3,000)	(1,200)	1,800
CREDIT INT. EARN-I&S FD	(4,800)	(2,400)	2,400
Total POWER SALES	**4,496,505**	**4,970,960**	**474,456**
WATER SALES & LAKE OPERATIONS:			
WATER SALES	3,832,077	3,937,985	105,908
PLANT O&M EXPENSES	4,727,357	4,732,500	5,142
ADMINISTRATIVE & GENERAL	698,482	704,520	6,038
WATER SALES-INEOS NITRILES G.L	213,815	214,150	335
R/W-RAW WATER PURCHASE	117,876	122,459	4,583
R/W-WATER TREATMENT	73,500	76,708	3,208
WATER SALES-1ST CROP	246,400	246,400	
WATER SALES-2ND CROP RICE		16,800	16,800
WATER SALES-OTHER	22,400	22,400	
WATER SALES-SPRINKLER IRRIGAT		12,464	12,464
CREDIT INTEREST EARNINGS	287,700	299,158	11,458
R/W-PLANT O&M INCOME	184,629	185,605	976
R/W-PLANT A&G INCOME	32,205	33,701	1,496
R/W-ADDS. TO PLANT & EQUIP	238,040	245,182	7,142
WATER SALES-POC MUD	15,778	15,778	
WATER SALES-CATFISH FARM	46,162	47,693	1,531
W/S UNION CARBIDE	10,500	10,958	458
WATER SALES-STANDARD GYPSUM	27,090	28,273	1,183
W/S WESTERN CANYON	105,000	110,000	5,000
W/S STRUCTURAL METALS	73,500	76,708	3,208
W/S NEW BRAUNFELS UTIL.	705,600	809,733	104,133
W/S CRYSTAL CLEAR WSC	84,000	87,667	3,667
W/S GOLF CLUB OF SEGUIN	2,625	2,740	115
W/S CANYON REGIONAL W.A.	1,275,193	1,328,945	53,752
W/S CANYON LAKE W.S.C.	672,000	701,333	29,333
W/S CITY OF SAN MARCOS	805,000	950,000	145,000
W/S GUADALUPE POWER,L.P.	718,200	749,550	31,350
W/S CITY OF KYLE	310,485	324,038	13,553
W/S GREEN VALLEY SUD	105,000	109,583	4,583
W/S HAYS ENERGY LTD PTSP	258,720	270,013	11,293
W/S CITY OF FAIR OAKS	194,250	202,729	8,479
W/S SAN ANTONIO WTR. SYS.	756,784	784,283	27,499
W/S CITY OF BOERNE	379,155	395,705	16,550

GUADALUPE-BLANCO RIVER AUTHORITY
CONSOLIDATED - WORKPLAN AND BUDGET
FISCAL YEAR ENDING AUGUST 31, 2011

	FY 2010 BUDGET	FY 2011 BUDGET	FY 2010-2011 DIFFERENCE
W/S KOPECKY	15,750	16,438	688
W/S SAN JOSE-PARK VILLAGE	33,810	35,286	1,476
W/S CITY OF BLANCO	51,800	54,067	2,267
W/S FORESIGHT	30,450	31,779	1,329
W/S CORDILLERA RANCH, LTD.	105,000	109,583	4,583
W/S KENDALL CUC/TAPATIO SPRGS	78,750	82,188	3,438
W/S HAWK GOLF DEVELOPMENT	21,000	21,917	917
W/S CITY OF BUDA	117,600	122,733	5,133
W/S D.H.INV-JOHNSON RANCH	42,000	43,833	1,833
W/S GOFORTH WSC	110,250	115,063	4,813
W/S H H RANCH PROPERTIES	26,250	27,396	1,146
W/S SUNFIELD	329,280	343,653	14,373
W/S MONARCH UTILITIES, LP	58,800	61,367	2,567
W/S LERIN DEVELOPMENT CO. INC	78,750	82,188	3,438
RESERVATION FEE - EXELON CORP	450,000	100,000	(350,000)
SMWTP CHARGES-KYLE	489,100	365,000	(124,100)
SMWTP CHARGES-GOFORTH WSC	97,820	73,000	(24,820)
SMWTP CHARGES-CITY OF BUDA	97,820	73,000	(24,820)
SMWTP CHARGES-MONARCH WSC	53,800	36,500	(17,300)
SMWTP CHARGES-SUNFIELD MUD	10,760	8,030	(2,730)
O&M RRWDS PIPELINE TRANSM.	659,520	684,535	25,015
O&M GPP PIPELINE TRANSM.	414,823	428,232	13,409
O&M IH35 P/L TRNSM-KYLE	175,200	193,450	18,250
O&M IH35 P/L TRNSM-GOFORTH	35,040	38,690	3,650
O&M IH35 P/L TRNSM-BUDA	35,040	38,690	3,650
O&M IH35 P/L TRNSM-SUNFLD	3,854	4,256	402
O&M IH35 P/L TRNSM-MONARCH	19,272	19,345	73
CREDIT-OTHER SMALL SALES	43,888	39,847	(4,041)
DEBT SERV REQ-INTEREST	172,524	172,750	226
DEBT SERVICE REQUIREMENTS	1,725,240	1,727,500	2,260
PL-DEBT SERVICE	207,909	199,857	(8,052)
R/W-DEBT SERVICE	54,747	56,042	1,295
PL-CREDIT-INT EARN.I&S FD	(2,700)	(1,800)	900
DEBT SERV REQ-WESTERN CANYON	5,852,669	5,854,239	1,570
DEBT SERV REQ-IH35	1,506,591	1,508,179	1,588
ADDS. TO PLANT AND EQUIP.	67,582	104,907	37,325
DEBT SERVICE - LU/LO PROJECT	443,113	443,359	246
POC-RAW WATER PURCHASES	15,778	15,778	
POC-PLANT O&M INCOME	201,632	197,207	(4,425)
POC-PLANT A&G INCOME	23,431	24,061	630
POC-DEBT SERVICE	80,616	86,406	5,790
POC-ADDS. TO PLANT & EQUIP	5,609	2,483	(3,126)
DEBT COV. FACTOR-LU/LO PROJECT	44,311	44,336	25
LU/LO TREATMENT PLT CHRGS	406,710	432,568	25,858
W/S-LU/LO DELIVERY SYSTEM	129,928	135,097	5,169
CONTRA-SMWTP CHARGES	(749,300)	(471,712)	277,588

GUADALUPE-BLANCO RIVER AUTHORITY
CONSOLIDATED - WORKPLAN AND BUDGET
FISCAL YEAR ENDING AUGUST 31, 2011

	FY 2010 BUDGET	FY 2011 BUDGET	FY 2010-2011 DIFFERENCE
Total WATER SALES & LAKE OPERATIONS	**31,091,341**	**31,637,084**	**545,743**
RECREATION & LAND USE:			
RECREATION FEES	619,000	614,000	(5,000)
HUNTING REVENUES	88,200	87,020	(1,180)
SURFACE DAMAGES	4,000	4,000	
Total RECREATION & LAND USE	**711,200**	**705,020**	**(6,180)**
WASTEWATER SERVICES:			
PLANT O&M EXPENSES	4,815,000	3,643,850	(1,171,150)
ADMINISTRATIVE & GENERAL	399,630	197,086	(202,544)
SERVICE FEES-CITY OF SEGUIN	249,900	222,253	(27,647)
CREDIT INTEREST EARNINGS	(6,912)	(1,700)	5,212
CREDIT-MISC. REVENUES	(70,000)	(24,000)	46,000
CREDIT MISC. REVENUES	(210,000)	(240,000)	(30,000)
CREDIT INT ON I & S FUNDS	(3,000)	(600)	2,400
DEBT SERVICE REQUIREMENTS	1,347,142	689,802	(657,340)
CAP.APPR. BOND REVENUE	29,316	2,443	(26,873)
CREDIT-INT EARN I&S FUND	(3,420)	(20)	3,400
ADDS. TO PLANT AND EQUIP.	71,000	25,500	(45,500)
Total WASTEWATER SERVICES	**6,618,656**	**4,514,614**	**(2,104,042)**
LABORATORY SERVICES:			
LAB FEES - OPERATING	700,000	770,000	70,000
Total LABORATORY SERVICES	**700,000**	**770,000**	**70,000**
RENTALS:			
BUILDING RENTAL	40,592	43,392	2,800
LEASE REVENUES	73,920	77,280	3,360
EQUIP AND BUILDING	8,478	9,233	755
RENTALS - AG LEASES	700	700	
OFFICE EXPAN. BLDG RENTAL	230,460	230,460	
Total RENTALS	**354,150**	**361,065**	**6,915**
ADMIN & GEN INCOME:			
A & G - OPERATIONS	2,389,700	2,310,167	(79,533)
A & G - CONSTRUCTION	33,073	12,882	(20,191)
A & G - PROJECT DEVELOP.	174,767	208,109	33,341

GUADALUPE-BLANCO RIVER AUTHORITY
CONSOLIDATED - WORKPLAN AND BUDGET
FISCAL YEAR ENDING AUGUST 31, 2011

	FY 2010 BUDGET	FY 2011 BUDGET	FY 2010-2011 DIFFERENCE
Total ADMIN & GEN INCOME	**2,597,540**	**2,531,158**	**(66,382)**
MISCELLANEOUS INCOME:			
PASS THROUGH ELEC. COSTS	245,981	291,247	45,266
SM GRNDWTR PASS THRU ELEC COST	117,275	142,715	25,440
PASS THROUGH CHEM COSTS	210,078	209,829	(249)
SM GRNDWTR PASS THRU CHEM COST	29,090	29,090	
PASS THROUGH INSURANCE	48,530	48,530	
PASS THROUGH L.O.C	15,000	15,000	
CONNECTION FEES	118,218	149,681	31,463
SEWER CONNECT/INSPECT FEE-CO	44,650	59,150	14,500
OASIS DEVELOPER PAYMENTS	125,000		(125,000)
CHARGES TO DEVELOPERS	99,023	56,788	(42,235)
RENEWABLE ENERGY CREDIT SALES	47,926	31,716	(16,210)
HYDRO MODIFICATION PERMITS	15,000	15,000	
CONCESSION/EVENTS REVENUE	70,800	25,800	(45,000)
MISCELLANEOUS REVENUES	446,640	467,420	20,780
CRESTVIEW TAP FEES	816	816	
TAP FEES	30,000	30,000	
MEMBERSHIP FEES	36,000	36,000	
Total MISCELLANEOUS INCOME	**1,700,027**	**1,608,782**	**(91,245)**
TOTAL OPERATING REVENUES	**48,269,419**	**47,098,683**	**(1,170,735)**
OPERATING EXPENSES			
STAFF TECHNICAL ASSISTANCE	988,200	1,180,881	192,681
SUPERVISION	1,845,922	1,804,475	(41,447)
LABOR	3,411,940	3,248,391	(163,549)
Total OPERATING SALARIES & WAGES	**6,246,061**	**6,233,747**	**(12,315)**
DIRECTOR'S FEES & EXPENSES:			
DIRECTORS' FEES	30,000	30,000	
DIRECTORS' EXPENSES	25,000	25,000	
DIR. FEES-LEGISLATIVE ADV	2,000	2,000	
DIR. EXPS-LEGISLATIVE ADV	2,000	2,000	
DIRECTORS' ADM. EXPS.	16,500	16,500	
Total DIRECTOR'S FEES & EXPENSES	**75,500**	**75,500**	
EMPLOYEE EXPENSES & BENEFITS:			
EMPLOYEES' TRAVEL	108,247	107,142	(1,105)
TRAVEL-LEGIS.ADVOCACY	1,200	1,200	

GUADALUPE-BLANCO RIVER AUTHORITY
CONSOLIDATED - WORKPLAN AND BUDGET
FISCAL YEAR ENDING AUGUST 31, 2011

	FY 2010 BUDGET	FY 2011 BUDGET	FY 2010-2011 DIFFERENCE
TRAVEL - WATER QUALITY	2,000	2,000	
TRAVEL EXP - NWRA	12,000	12,000	
TRAVEL EXP - TWCA	11,000	11,000	
TRAVEL-SAMPLE PICKUP	1,500	2,000	500
EMPLOYEE BENEFITS	3,379,500	3,234,089	(145,411)
Total EMPLOYEE EXPENSES & BENEFITS	**3,515,447**	**3,369,431**	**(146,016)**
OPERATING SUPPLIES & SERVICES:			
TRUCK OPERATING EXPENSES	201,264	177,946	(23,318)
TECH. TRUCK EXPENSES	50		(50)
AUTO OPERATING EXPENSES	19,848	18,616	(1,232)
BUILDING RENTAL	245,406	246,161	755
EQUIPMENT RENTAL	12,360	8,800	(3,560)
RIGHT-OF-WAY RENTALS	516,500	539,460	22,960
OFFICE RENTAL & EXPENSES	18,000	17,000	(1,000)
SAN ANTONIO BAY FOUNDATION EXP	36,000	56,000	20,000
ECONOMIC DEVELOPMENT	60,000	60,000	
GBRA ENDOWMENT EXPENSES	36,000	50,000	14,000
PUBLIC INFORMATION	20,950	21,510	560
LEGISLATIVE ADVOCACY	8,000	8,000	
GOVERNMENT RELATIONS	4,000	2,000	(2,000)
CHAMBER OF COMMERCE	15,000	15,000	
PC-MEDIA EXPENSES	4,000	6,000	2,000
PC-ED/CONSV PROJ.MATERIAL	55,000	55,000	
PC-COMMUNITY REL/SPONSORS	15,000	15,000	
PC-SPECIAL PROJECTS	9,500	25,500	16,000
PC-ANNUAL FINANCIAL REPORT	20,000	20,000	
PC-RIVER RUN MAGAZINE	14,000	15,000	1,000
PC-PECAN FEST	7,500	7,000	(500)
PC-PROMOTIONAL MATERIAL	5,000	5,000	
PC-GBRA HISTORY PROJECT	1,000	1,000	
DUES AND MEMBERSHIPS	28,684	26,769	(1,915)
DUES-LEGISLATIVE ADVOCACY	1,000	1,000	
PUBLICATIONS AND BOOKS	24,118	20,646	(3,472)
SMALL TOOLS EXPENSE	28,142	29,212	1,070
TRACTORS AND EQUIPMENT	61,048	39,882	(21,166)
BOAT OPERATING	324	324	
EMPLOYEE RELATIONS	15,000	15,000	
EMP VOLUNTEER PROGRAM	30,000	30,000	
WATER METERS	7,500	5,000	(2,500)
OUTREACH PROGRAM	2,000	2,000	
UNIFORMS AND LAUNDRY	55,601	48,169	(7,432)
PROCESS/SPECIAL OPERATING	252,794	111,003	(141,791)
TRANSMISSION CHARGES	37,000	39,600	2,600
BIOSOLIDS DISPOSAL COSTS	421,345	425,325	3,980
OUTSOURCED LAB ANALYSES	35,000	30,000	(5,000)

GUADALUPE-BLANCO RIVER AUTHORITY
CONSOLIDATED - WORKPLAN AND BUDGET
FISCAL YEAR ENDING AUGUST 31, 2011

	FY 2010 BUDGET	FY 2011 BUDGET	FY 2010-2011 DIFFERENCE
BAD DEBT EXPENSE	2,420	3,500	1,080
GAUGING/MONITORING	193,224	194,664	1,440
PRETREATMENT EXPENSES	10,600	3,533	(7,067)
TRAINING EXPENSES	133,287	112,484	(20,803)
SAFETY & EMERG. EXPENSES	80,607	74,553	(6,054)
SAFETY BOOTS & GLASSES	1,970	1,970	
SECURITY EXPENSE	12,455	13,628	1,173
POWER AND UTILITIES	2,068,943	1,869,310	(199,633)
PUMP STATION POWER/UTILIT	43,300	43,300	
PARK POWER AND UTILITIES	30,000	31,500	1,500
POWER/UTIL-RRWDS PUMP STATION	432,000	414,000	(18,000)
POWER/UTIL-GPP PIPELINE	203,500	180,000	(23,500)
POWER/UTIL-IH35 PIPELINE	164,000	155,000	(9,000)
POWER & UTILITIES-RAW WATER	780,000	780,000	
POWER & UTILITIES-AMMAN RD	168,000	168,000	
POWER & UTILITIES-FM3351	6,000	6,000	
POWER/UTIL-LULING HIGH SERVICE	64,077	62,000	(2,077)
POWER/UTIL-LU/LO PROJECT	70,925	74,355	3,430
AUXILLARY POWER EXPENSE	7,960	14,018	6,058
HDQTRS POWER & UTILITIES	7,440	8,400	960
GROUP SHELTER POWER&UTIL	960	1,200	240
SHOP/WELL PUMP UTILITIES	480	480	
SM GROUNDWATER POWER/UTILITIES	117,275	142,715	25,440
OPERATING CHEMICALS	13,280	13,180	(100)
CHLORINE	140,284	115,403	(24,881)
CHLORINE SM GROUNDWATER	27,315	27,315	
ACTIVATED CARBON	3,192	3,192	
LIME	240	240	
SULFUR DIOXIDE	39,348	14,172	(25,176)
FLOURIDE	10,428	3,324	(7,104)
FLOURIDE SM GROUNDWATER	1,775	1,775	
POTASSIUM PERMANGANATE		1,896	1,896
AMMONIA	24,286	28,667	4,381
ALUM/FERRIC	571,009	574,980	3,971
POLYMER	92,463	63,140	(29,323)
SODIUM BISULFATE	3,500	6,500	3,000
FLUOSILICIC ACID	38,071	42,795	4,724
FERROUS CHLORIDE	11,190	1,200	(9,990)
SODIUM CHLORITE	31,332	35,217	3,885
SODIUM HYDROXIDE	1,200		(1,200)
ORTHOPHOSPHATE	33,000	33,000	
CAUSTIC	40,000	20,000	(20,000)
SODIUM HYPOCHLORITE	30,000	24,000	(6,000)
LAB SUPPLIES & EXPENSES	307,817	286,584	(21,233)
WATER CONDITIONING	6,200	7,000	800
FREIGHT EXPENSES	12,000	12,000	
APPARATUS EXPENSES	5,500	1,200	(4,300)

GUADALUPE-BLANCO RIVER AUTHORITY
CONSOLIDATED - WORKPLAN AND BUDGET
FISCAL YEAR ENDING AUGUST 31, 2011

	FY 2010 BUDGET	FY 2011 BUDGET	FY 2010-2011 DIFFERENCE
CHEMICAL EXPENSES	65,000	76,000	11,000
GAS CYLINDERS EXPENSES	4,300	4,000	(300)
PT EXPENSES	4,500	3,000	(1,500)
HAZ. WASTE DISPOSAL EXPENSES	3,500	2,200	(1,300)
C.I.P. DISPOSAL EXPENSES	260,600	230,000	(30,600)
NELAP - ACCREDIATION FEES	2,500	4,200	1,700
NELAP - PROFESSIONAL SERVICES	10,000	6,000	(4,000)
PROFESSIONAL FEES	774,297	673,131	(101,166)
PROF. FEES-LEGIS. ADVOC.	170,100	170,100	
PROF.FEES-PUBLIC COMMUNICATION	114,000	114,000	
CONTRACT LABOR	29,100	26,860	(2,240)
REGIONAL RWDS PROJECT EXPS.	26,155	34,104	7,949
IH35 PIPELINE EXPS.	18,000	18,000	
GPP PIPELINE EXPS.	13,682	13,650	(32)
OPER EXP-LU/LO PROJECT	4,720	4,720	
G. V. RECREATION EXPS.	17,500	17,500	
LAKEWOOD RECREATION EXPS.	62,868	63,588	720
CRESTVIEW EXPENSES	19,000	17,000	(2,000)
CORDILLERA PLANT EXPENSES	3,400	1,000	(2,400)
KENDALL CO. ALERT EXPS.	3,000	1,000	(2,000)
KERR CO. ALERT SYS. EXPS.	3,000	1,000	(2,000)
INSPECTION/TESTING FEES	170,320	164,679	(5,641)
SB. 818 ASSESSMENT-TCEQ	112,792	74,200	(38,592)
ERCOT EXPENSES	8,300	12,500	4,200
WATERMASTER PAYMENT	133,164	135,580	2,416
FALLING WATER CHARGES	27,000	27,000	
COMMUNICATIONS	130,663	115,660	(15,003)
LEASE LINE COMMUNICATIONS	2,208	2,208	
OFFICE SUPPLIES & EXPENSES	118,249	100,221	(18,028)
COMPUTER SUPPLIES & SERVICE	197,983	179,500	(18,483)
OFFICE SERVICES	11,300	11,300	
KITCHEN & JANITOR SUPPLY	9,050	9,050	
WAREHOUSE & JANITOR SERV	3,300	3,000	(300)
POSTAL EXPENSES	13,150	13,150	
REPRODUCTION/DUPLICATING	55,000	52,500	(2,500)
OFFICE DECOR	5,000	4,000	(1,000)
RECORDS MANAGEMENT	15,300	15,300	
GRAPHICS SUPPLIES	2,000	2,500	500
SOFTWARE EXPENSES	56,500	41,000	(15,500)
STORAGE EXPENSE	1,200	1,000	(200)
BANK SERVICE FEES	38,600	38,900	300
SM LETTER OF CREDIT	15,000	15,000	
CONCESSIONS & SPECIAL EVENT	11,040	11,040	
INSURANCE EXPENSE	650,913	620,498	(30,415)
MISCELLANEOUS EXPENSES	130,090	91,434	(38,656)

GUADALUPE-BLANCO RIVER AUTHORITY
CONSOLIDATED - WORKPLAN AND BUDGET
FISCAL YEAR ENDING AUGUST 31, 2011

	FY 2010 BUDGET	FY 2011 BUDGET	FY 2010-2011 DIFFERENCE
Total OPERATING SUPPLIES & SERVICES	**11,894,131**	**11,087,586**	**(806,544)**
MAINTENANCE & REPAIR			
LABOR	1,997,071	1,851,478	(145,594)
MATERIAL	890,499	914,216	23,717
SERVICES	2,392,001	2,209,012	(182,989)
Total MAINTENANCE & REPAIR	**5,279,571**	**4,974,706**	**(304,866)**
CREDITS:			
EQUIPMENT USE CREDITS	(49,200)	(51,600)	(2,400)
Total CREDITS	**(49,200)**	**(51,600)**	**(2,400)**
TOTAL OPERATING & MAINTENANCE	**26,961,510**	**25,689,370**	**(1,272,140)**
ADMINISTRATIVE & GENERAL:			
A & G EXPENSES	2,373,406	2,304,836	(68,570)
Total ADMINISTRATIVE & GENERAL	**2,373,406**	**2,304,836**	**(68,570)**
WATER PURCHASES/DELIVERY:			
INTERDIVISION WATER PURCH	816,365	810,223	(6,142)
INTERDIV WATER PURCH-RAW	21,000	22,000	1,000
Total WATER PURCHASES/DELIVERY	**837,365**	**832,223**	**(5,142)**
PROJECT WRITE OFFS TO OPR EXP	**1,147,949**		**(1,147,949)**
TOTAL OPERATING EXPENSES	**31,320,231**	**28,826,429**	**(2,493,802)**
NET OPERATING INCOME	**16,949,188**	**18,272,255**	**1,323,067**

GUADALUPE-BLANCO RIVER AUTHORITY
CONSOLIDATED - WORKPLAN AND BUDGET
FISCAL YEAR ENDING AUGUST 31, 2011

	FY 2010 BUDGET	FY 2011 BUDGET	FY 2010-2011 DIFFERENCE
OPERATING REVENUES	48,269,419	47,098,683	(1,170,735)
OPERATING EXPENSES	(31,320,231)	(28,826,429)	2,493,802
NET OPERATING INCOME	**16,949,188**	**18,272,255**	**1,323,067**
NON-OPERATING REVENUES (EXPENSES)			
INTEREST INCOME:			
INT ON OPERATING FUNDS	288,000	214,800	(73,200)
INT ON FULLY FUNDED ACCTS	8,592	3,200	(5,392)
INT ON NOW ACCTS	1,944	2,136	192
INTEREST ON CITY OF SEGUIN N/R	7,564	7,129	(435)
INT ON LU/LO OPR FUND	44,900	34,440	(10,460)
INT ON I & S FUND	49,620	34,820	(14,800)
INT ON CONTINGENCY FUND	600	120	(480)
INT-I&S FUND,OFFICE EXP BOND	1,200	600	(600)
INT-I&S FUND,WEST CANYON BOND	46,200	36,000	(10,200)
INT-I&S FUND,IH 35 BONDS	5,400	1,200	(4,200)
INT-RESERVE FUND,IH35 BONDS	61,800	61,800	
INT-W.CANYON RATE STABILIZ.	60,000	31,200	(28,800)
INT-PROP RESERVE	3,600	3,180	(420)
Total INTEREST INCOME	**579,420**	**430,625**	**(148,795)**
CAPITAL CONTRIBUTIONS:			
GOVERNMENT GRANTS & STATE FUND	212,091	303,708	91,617
CONTRIBUTED BY OTHER FUNDS	51,499		(51,499)
Total CAPITAL CONTRIBUTIONS	**263,590**	**303,708**	**40,118**
INTEREST & BANK FEES:			
INT ON REVENUE BONDS	(573,999)	(500,094)	73,905
INT ON LONG TERM LOAN	(271,138)	(233,218)	37,920
INT ON '96 REVENUE BONDS	(17,670)	(1,366)	16,304
INT ON PROPERTY LOAN	(13,680)	(13,200)	480
INT ON CLEARWELL LOAN	(15,852)	(15,492)	360
INT ON DISCOUNT AMORT.	(321,696)	(307,068)	14,628
INT- REG RWDS EXPAN-2007 BONDS	(863,544)	(852,104)	11,440
INT ON WTR RIGHTS LOAN	(37,716)	(36,672)	1,044
INT ON OFFICE EXPAN BONDS	(156,636)	(151,892)	4,744
INT ON OFFICE EXPAN LOANS	(41,520)	(34,836)	6,684
INT ON WSTRN CANYON BONDS	(3,606,439)	(3,537,870)	68,569
INT ON IH 35 BONDS	(998,382)	(984,826)	13,556
INT EXP - LU/LO PROJECT	(282,952)	(276,318)	6,634
INT ON EXCAVATOR LOANS	(552)	(153)	399

GUADALUPE-BLANCO RIVER AUTHORITY
CONSOLIDATED - WORKPLAN AND BUDGET
FISCAL YEAR ENDING AUGUST 31, 2011

	FY 2010 BUDGET	FY 2011 BUDGET	FY 2010-2011 DIFFERENCE
Total INTEREST & BANK FEES	**(7,201,776)**	**(6,945,109)**	**256,667**
TOTAL NON-OPERATING REVENUES (EXPENSES)	**(6,358,766)**	**(6,210,776)**	**147,990**
CHANGE IN NET ASSETS	**10,590,422**	**12,061,479**	**1,471,057**
CHANGE IN RESTRICTED FUNDS	**151,000**	**45,291**	**(105,709)**
INTERFUND LOANS			
HYDRO GEN LOANS REPAID	67,500	350,000	282,500
WIMBERLEY WWTP LOANS REPAID	20,000	20,004	4
CANAL LOANS REPAID	450,000		(450,000)
COLETO CRK REC LOANS REPA	11,000	7,000	(4,000)
Total INTERFUND LOANS	**548,500**	**377,004**	**(171,496)**
DEBT CAPITAL			
REVENUE BONDS	17,350		(17,350)
BANK LOANS		600,000	600,000
GENERAL LOANS	620,000	350,000	(270,000)
Total DEBT CAPITAL	**637,350**	**950,000**	**312,650**
TOTAL FUNDS AVAILABLE	**11,927,272**	**13,433,774**	**1,506,502**
PURCHASES OF FIXED ASSETS			
STRUCTURES & IMPROVEMENTS	130,500	14,200	(116,300)
SPECIALIZED OPER. EQUIPMENT	63,400	46,000	(17,400)
AUTO & HEAVY EQUIPMENT	184,150	295,500	111,350
OFFICE FURN & EQUIPMENT	23,000	66,600	43,600
MISCELLANEOUS EQUIPMENT	48,600	52,500	3,900
Total PURCHASES OF FIXED ASSETS	**449,650**	**474,800**	**25,150**
WORK IN PROGRESS			
WIP-OPERATING	821,586	636,531	(185,055)
WIP-CONSTRUCTION	1,289,799	669,034	(620,765)
Total WORK IN PROGRESS	**2,111,385**	**1,305,565**	**(805,820)**
CHANGE IN RESTRICTED FUNDS	**950,648**	**1,007,961**	**57,313**
INTERFUND LOANS:			
DUNLAP LOANS MADE	620,000	350,000	(270,000)

GUADALUPE-BLANCO RIVER AUTHORITY
CONSOLIDATED - WORKPLAN AND BUDGET
FISCAL YEAR ENDING AUGUST 31, 2011

	FY 2010 BUDGET	FY 2011 BUDGET	FY 2010-2011 DIFFERENCE
Total INTERFUND LOANS	**620,000**	**350,000**	**(270,000)**
PROJECT DEVELOPMENT	**1,272,785**	**4,065,782**	**2,792,998**
DEBT SERVICE			
BONDS PAID	5,178,323	4,743,321	(435,002)
LOANS PAID	652,508	663,021	10,513
GENERAL LOANS PAID	154,750	377,004	222,254
Total DEBT SERVICE	**5,985,581**	**5,783,346**	**(202,235)**
TOTAL FUNDS APPLIED	**11,390,049**	**12,987,454**	**1,597,405**
NET CHANGE IN FUND BALANCE	**537,223**	**446,319**	**(90,904)**

GUADALUPE-BLANCO RIVER AUTHORITY
CONSOLIDATED - WORKPLAN AND BUDGET
FISCAL YEAR ENDING AUGUST 31, 2011

	FY 2010 BUDGET	FY 2011 BUDGET	FY 2010-2011 DIFFERENCE
SALARIES & WAGES DETAIL			
STAFF TECHNICAL ASSISTANCE:			
STA- SUPERVISION	538,037	716,552	178,516
STA- CLERICAL	287,363	238,162	(49,201)
STA/SUP- NWRA		17,223	17,223
STA/SUP- TWCA	22,516	17,223	(5,293)
STA/SUP- IH35 PIPELINE		7,565	7,565
STA/CLR- PUBLIC INFORM	82,834	127,566	44,732
STA/SUP- PUBLIC INFORM	49,522	44,895	(4,626)
OVT- STAFF PUBLIC INFORM	7,928	11,694	3,766
Total STAFF TECHNICAL ASSISTANCE	**988,200**	**1,180,881**	**192,681**
SUPERVISION:			
SUPERVISION	1,594,189	1,480,547	(113,642)
SUP- ANALYTICAL	94,757	93,745	(1,012)
SUP- SUPPORT	30,423	31,268	845
SUP- CRESTVIEW	5,727	5,843	117
SUP- COMAL WATER COMPANY	3,017	3,079	62
SUP- GV RECREATION	7,320	9,166	1,846
SUP- LAKEWOOD RECREATION	2,104	2,311	207
SUP- SAFETY & TRAINING	12,625	13,602	977
SUP- IH35 PIPELINE	597	1,041	443
SUP- EMPLOYEE RELATIONS	707	241	(467)
SUP- GBR TRUST	56,448	82,334	25,887
SUP- LU/LO PROJECT	148	611	463
SUP- GROUND WATER SYSTEM	26,926	27,462	536
SUP- PUBLIC INFORM	10,934	53,224	42,290
Total SUPERVISION	**1,845,922**	**1,804,475**	**(41,447)**
OPERATING LABOR:			
CLERICAL	321,655	330,446	8,791
REG- OPERATING LABOR	1,933,538	1,970,117	36,579
REG- MISC LABOR	104,800	106,410	1,611
CLR- OPERATING LABOR	196,838	180,770	(16,068)
REG- ATTENDANT'S DUTIES	84,895	85,498	603
REG- LABORATORY LABOR	110,303	66,689	(43,614)
REG- MISC LABOR	4,345	3,398	(947)
REG- PRESS OPERATIONS LABOR	159,318	45,334	(113,984)
REG- SAFETY & TRAINING	36,887	36,759	(128)
REG- IH35 PIPELINE LABOR	31,902	33,767	1,865
CLR- EMPLOYEE RELATIONS	1,589	1,179	(410)
CLR- GBR TRUST	21,739	986	(20,753)
REG- LU/LO PROJECT LABOR	19,494	19,654	160
REG- GROUND WATER SYSTEM	19,723	20,835	1,112
REG- PUBLIC INFORM LABOR	8,015	6,716	(1,299)

GUADALUPE-BLANCO RIVER AUTHORITY
CONSOLIDATED - WORKPLAN AND BUDGET
FISCAL YEAR ENDING AUGUST 31, 2011

	FY 2010 BUDGET	FY 2011 BUDGET	FY 2010-2011 DIFFERENCE
OVT- CLERICAL LABOR	4,596	3,104	(1,492)
OVT- OPERATING LABOR	307,314	252,736	(54,579)
OVT- CLERICAL LABOR	184		(184)
OVT- ATTENDANTS DUTIE	6,856	6,979	123
OVT- LABORATORY LABOR	1,581	1,599	18
OVT- PRESS OPERATIONS	8,111	8,272	161
OVT- SAFETY & TRAINING LBR	7,829	5,312	(2,517)
OVT- SPECIAL PROJECTS	342	349	7
OVT- LU/LO PROJECT LBR	3,251	3,298	47
REG- WORKING HOLIDAY LABOR	12,972	50,853	37,881
REG- WKG HOL ATTENDANTS DUTIE		1,695	1,695
REG- WORKING HOL SUPPLY CHIEF		1,695	1,695
REG- WRKG HOL BIOSOLIDS PRESS	3,863	3,939	77
Total OPERATING LABOR	**3,411,940**	**3,248,391**	**(163,549)**
MAINTENANCE & REPAIR			
M&R-LABOR:			
REG/LBR- BRUMLEY WELL	83,719	34,205	(49,513)
REG/LBR- GLENWOOD WELL		2,631	2,631
REG/LBR- REMOVE LOG JAMS		13,156	13,156
REG/LBR- WORK BOAT		1,052	1,052
REG/LBR- PUMPS		2,631	2,631
REG/LBR- RRWDS PIPELINE	47,434	48,324	891
REG/LBR- GPP PIPELINE	24,027	24,478	451
REG/LBR- G.V. RECREATION	19,423	24,804	5,381
REG/LBR- PWR HOUSES & EQUIP	41,945	42,774	829
REG/LBR- CRESTVIEW	6,345	6,471	126
REG/LBR- LU/LO PROJECT	3,902	3,941	39
REG/LBR- GROUND WATER SYSTEM	4,144	4,226	82
REG/LBR- PENSTK CONDUIT	8,346	4,256	(4,090)
REG/LBR- TURBINE INSP	8,346	4,256	(4,090)
REG/LBR- GENERATORS	8,346	4,256	(4,090)
REG/LBR- GUAD.CO.RAIN TELEMETR	8,346	4,256	(4,090)
REG/LBR- OTHER	1,611,972	1,511,687	(100,285)
Total M&R-LABOR	**1,876,291**	**1,737,405**	**(138,887)**
M&R-OVERTIME:			
OVT/LBR- RRWDS PIPELINE	3,503	3,561	58
OVT/LBR- GPP PIPELINE	1,932	1,965	33
OVT/LBR- G.V. RECREATION	3,475	3,515	40
OVT/LBR- OTHER	108,339	101,971	(6,368)

GUADALUPE-BLANCO RIVER AUTHORITY
CONSOLIDATED - WORKPLAN AND BUDGET
FISCAL YEAR ENDING AUGUST 31, 2011

	FY 2010 BUDGET	FY 2011 BUDGET	FY 2010-2011 DIFFERENCE
Total M&R-OVERTIME	**117,249**	**111,012**	**(6,237)**
M&R-WORKING HOLIDAY PAY:			
HOL/LBR- OTHER	3,531	3,061	(470)
Total M&R-WORKING HOLIDAY PAY	**3,531**	**3,061**	**(470)**
Total MAINTENANCE & REPAIR	**1,997,071**	**1,851,478**	**(145,594)**
WORK IN PROGRESS			
WIP-STAFF:			
LEGEND POND DEV-STAFF	6,367		(6,367)
WHITE WING SUBD WW-STAFF	4,730		(4,730)
REGIONAL RAW WTR DS-STAFF	48,070	39,037	(9,033)
KYLE/MONARCH DELVRY PNTS-STAFF	2,046		(2,046)
OASIS PUMP STATION-STAFF	32,076		(32,076)
CONST IH35 PIPELINE-STAFF	3,069		(3,069)
RIVER BEND PUMP STATION-STAFF	13,872		(13,872)
Total WIP-STAFF	**110,232**	**39,037**	**(71,195)**
WIP-SUPERVISION:			
REPLACE SCADA RTU-SUPERV	1,931	1,969	38
LEGEND POND DEV-SUPERV	2,312		(2,312)
WHITE WING SUBD WW-SUPERV	2,312		(2,312)
REGIONAL RAW WTR DS-SUPERV	9,422		(9,422)
OASIS PUMP STATION-SUPERV	8,668		(8,668)
MIDTEX COLLECTION SYST-SUPERV		3,000	3,000
DEMOLISH MEANS HOUSE-SUPERV	578		(578)
Total WIP-SUPERVISION	**25,222**	**4,969**	**(20,252)**
WIP-LABOR:			
REPLACE SCADA RTU-LABOR	13,909	14,186	277
DEMOLISH MEANS HOUSE-LABOR	1,308		(1,308)
Total WIP-LABOR	**15,217**	**14,186**	**(1,032)**
Total WORK IN PROGRESS	**150,671**	**58,192**	**(92,479)**
PROJECT DEVELOPMENT			
PD-STAFF:			
CRP-PUBLIC PART-STAFF	4,807	4,554	(253)
WIMBERLEY/WW-STAFF	14,000	15,316	1,316

GUADALUPE-BLANCO RIVER AUTHORITY
CONSOLIDATED - WORKPLAN AND BUDGET
FISCAL YEAR ENDING AUGUST 31, 2011

	FY 2010 BUDGET	FY 2011 BUDGET	FY 2010-2011 DIFFERENCE
319 RIVER NETWORK-STAFF	2,360	4,400	2,040
ARANSAS PROJ LITIGATION-STAFF		108,751	108,751
BULVERDE AREA WW-STAFF	24,285	9,759	(14,526)
TRANS FAC IH35/SH130 STDY-STAF		19,696	19,696
N.B. AREA WWTP-STAFF	2,046		(2,046)
WINFIELD-STAFF	12,814	1,500	(11,313)
CANYON GORGE PROJECT-STAFF	9,632	10,020	389
LAKE MGMT&AQUATIC CNTL-STAFF	4,092	5,217	1,125
DUNLAP AREA MASTER PLAN-STAFF	2,046		(2,046)
CORDILLERA WWTP CONST-STAFF	8,185		(8,185)
EXELON WATER PROJECT-STAFF	88,798	23,445	(65,353)
WIMBERLEY WATER- STAFF	16,438	15,316	(1,122)
MID BASIN PROJECT-STA	11,826		(11,826)
S.B.1 PHASE 3-STAFF	22,516	17,223	(5,293)
GERONIMO CREEK WPP-STAFF	2,573	218	(2,355)
BUD W/O-CLEAN RIVERS PROGRAM	(12,848)		12,848
Total PD-STAFF	**213,570**	**235,416**	**21,846**
PD-SUPERVISION & LABOR:			
CRP-PROJ ADMIN-NON GEN EMPL	2,992	3,051	60
CRP-QA & DATA-NON GEN EMPL	2,002	2,042	40
CRP-WQ MONIT-NON GEN EMPL	12,227	13,085	857
CRP-INFO CLRGHS-NON GEN EMPL	4,608	4,700	92
CRP-ISSUES & CAUSE-NON GEN EMP	994	1,013	20
CRP-PUBLIC PART-NON GEN EMPL	1,764	1,799	35
GBRA UNIVERSITY-NON GENERAL EM	8,106	5,744	(2,362)
WIMBERLEY/WW-NON GEN EMPLOYEES	14,972	15,056	83
ENVIRONMENTAL LRNG CNTR-NON GE	13,581	10,931	(2,650)
319 RIVER NETWORK-NON GENERAL	13,607	11,227	(2,379)
LAKE LOADING IMPLEM-NON GENERA	3,624		(3,624)
MITIGATION BANK FEAS-NON GENER	3,020	6,738	3,718
ARANSAS PROJ LITIGAT-NON GEN		1,092	1,092
UPPER BASIN BIOSOLIDS STDY-NON		1,032	1,032
COE BASIN RECON-NON GEN EMPL		2,961	2,961
GROUNDWTR INVSTG-NON GEN EMPL	7,248	7,392	144
APPLIC-UNAPPROP.FLW-NON GEN EM	2,174	2,218	43
BULVERDE AREA WW-NON GEN EMP	3,624	5,922	2,298
MISC PROJ DEV-NON GEN EMPL	2,986	29,908	26,922
HAYS/CALDWELL WWTP-NON GEN EMP		7,403	7,403
CANYON SEASONAL POOL-NON GEN E	3,624	4,442	818
GBRA/BULVERDE/BMET-NON GEN EMP		5,187	5,187
N.B. AREA WWTP-NON GEN EM	4,832	5,922	1,090
HAYS CO WW PLAN-NON GEN EMP	3,624		(3,624)
CALHOUN CNTY WW STUDY-NON-GENE		6,114	6,114
CANYON GORGE PROJECT-NON-GEN	32,233	31,861	(372)
WATER SUPPLY ALTERNATIVE-NON-G	35,526	23,665	(11,861)

GUADALUPE-BLANCO RIVER AUTHORITY
CONSOLIDATED - WORKPLAN AND BUDGET
FISCAL YEAR ENDING AUGUST 31, 2011

	FY 2010 BUDGET	FY 2011 BUDGET	FY 2010-2011 DIFFERENCE
SIMSBORO PROJECT-NON GEN EMPL		14,816	14,816
WATER RIGHTS/INV-NON GEN EMPL	4,349	7,893	3,545
LAKE MGMT&AQUATIC CNTL-NON GEN	3,624	8,645	5,022
DUNLAP AREA MASTER PLAN-SUPERV	5,807	3,696	(2,111)
USACE CNYN LK BOAT RAMPS-NON G	2,416	5,187	2,771
PLUM CREEK MONITORING-NON GEN	651	10,133	9,483
PLUM CREEK PROJ ADM-NON GEN EM		13,120	13,120
EXELON WATER PROJECT-NONGEN	23,027	19,674	(3,353)
TRI-COMMUNITY WSC- NON-GEN EMP	1,739	21,053	19,314
WIMBERLEY WATER- NON-GEN EMPL	9,773	14,679	4,906
WATER CO ACQUISITIONS-NON GEN	2,899	8,144	5,245
CALHOUN CNTY SUPPLY STUDY-NONG	2,464	2,513	49
EXELON LAND/ROW-NON GEN EMPLOY	23,088		(23,088)
MID BASIN PROJECT-NON-GEN EMPL	16,561	22,857	6,295
LOWER BASIN PERMIT APPL-NON GE	18,973	2,957	(16,016)
UT BAY & ESTUARY STDY-NON GEN	1,450	1,478	29
CASTEEL PROPERTY-NON GENERAL		6,816	6,816
GERONIMO CREEK WPP-NON GEN EMP	16,674	19,578	2,904
KENDALL CO FEASIBILITY-NON GEN	6,661	8,285	1,624
CAL CO DELTA MODELING-NON-GENE	2,209		(2,209)
BUD W/O-WATER SUPPLY ALTERNAT	(148,687)		148,687
Total PD-SUPERVISION & LABOR	**171,044**	**402,032**	**230,989**
Total PROJECT DEVELOPMENT	**384,614**	**637,448**	**252,835**
TOTAL SALARIES & WAGES	**8,778,417**	**8,780,865**	**2,447**

GUADALUPE-BLANCO RIVER AUTHORITY
CONSOLIDATED - WORKPLAN AND BUDGET
FISCAL YEAR ENDING AUGUST 31, 2011

	FY 2010 BUDGET	FY 2011 BUDGET	FY 2010-2011 DIFFERENCE
MAINTENANCE & REPAIR DETAIL			
LABOR:			
REG/LBR- BRUMLEY WELL	83,719	34,205	(49,513)
REG/LBR- GLENWOOD WELL		2,631	2,631
REG/LBR- REMOVE LOG JAMS		13,156	13,156
REG/LBR- WORK BOAT		1,052	1,052
REG/LBR- PUMPS		2,631	2,631
REG/LBR- RRWDS PIPELINE	47,434	48,324	891
REG/LBR- GPP PIPELINE	24,027	24,478	451
REG/LBR- G.V. RECREATION	19,423	24,804	5,381
REG/LBR- PWR HOUSES & EQUIP	41,945	42,774	829
REG/LBR- CRESTVIEW	6,345	6,471	126
REG/LBR- LU/LO PROJECT	3,902	3,941	39
REG/LBR- GROUND WATER SYSTEM	4,144	4,226	82
REG/LBR- PENSTK CONDUIT	8,346	4,256	(4,090)
REG/LBR- TURBINE INSP	8,346	4,256	(4,090)
REG/LBR- GENERATORS	8,346	4,256	(4,090)
REG/LBR- GUAD.CO.RAIN TELEMETR	8,346	4,256	(4,090)
REG/LBR- OTHER	1,611,972	1,511,687	(100,285)
OVT/LBR- RRWDS PIPELINE	3,503	3,561	58
OVT/LBR- GPP PIPELINE	1,932	1,965	33
OVT/LBR- G.V. RECREATION	3,475	3,515	40
OVT/LBR- OTHER	108,339	101,971	(6,368)
HOL/LBR- OTHER	3,531	3,061	(470)
Total LABOR	**1,997,071**	**1,851,478**	**(145,594)**
MATERIAL:			
M&R/MAT- GROUNDSKEEPING	41,666	43,364	1,698
M&R/MAT- GEN. OFFICE BLDG	18,710	19,316	606
M&R/MAT- STORAGE TANKS	25,775	28,782	3,007
M&R/MAT- CHEM FEED EQUIP	22,506	17,036	(5,470)
M&R/MAT- INSTRUMENTATION	60,355	49,495	(10,860)
M&R/MAT- MOTORS	35,420	52,833	17,413
M&R/MAT- CLARIFIERS	24,690	20,210	(4,480)
M&R/MAT- CHLORINATION	28,986	25,819	(3,167)
M&R/MAT- TOOLS & EQUIP.	37,540	40,525	2,985
M&R/MAT- METERS	44,748	42,395	(2,353)
M&R/MAT- GATES & VALVES	45,822	51,477	5,655
M&R/MAT- TRUCKS	26,718	36,521	9,803
M&R/MAT- NON/POTABLE WS	38,366	39,377	1,011
M&R/MAT- PUMPS	38,948	37,169	(1,779)
M&R/MAT- PROCESS UNIT CLEANING	8,474	8,103	(371)
M&R/MAT- MOTORS	10,696	14,609	3,913
M&R/MAT- ROADS	10,916	13,604	2,688
M&R/MAT- SAFETY WORK	14,550	14,317	(233)
M&R/MAT- NON-POT WTR SYS.	6,463	6,646	183

GUADALUPE-BLANCO RIVER AUTHORITY
CONSOLIDATED - WORKPLAN AND BUDGET
FISCAL YEAR ENDING AUGUST 31, 2011

	FY 2010 BUDGET	FY 2011 BUDGET	FY 2010-2011 DIFFERENCE
M&R/MAT- POTABLE WTR SYS.	12,800	10,943	(1,857)
M&R/MAT- RADIO EQUIP.	6,500	10,767	4,267
M&R/MAT- STRUCTURE MAINT.	14,448	13,548	(900)
M&R/MAT- U.V.DISINFECTION	28,739	45,039	16,300
M&R/MAT- ELECTRICAL	18,714	22,085	3,371
M&R/MAT- AERATION	29,548	33,881	4,333
M&R/MAT- WELLS	12,300	10,587	(1,713)
M&R/MAT- WATER LINE	19,332	16,047	(3,285)
M&R/MAT- INSTRUMENTATION	6,255	4,793	(1,462)
M&R/MAT- CAMPING CABINS	5,270	5,653	383
M&R/MAT- GEN. OFFICE BLDG	4,464	3,781	(683)
M&R/MAT- MOW PROPERTIES	2,000	767	(1,233)
M&R/MAT- POISON PROPERTIE	5,914	4,381	(1,533)
M&R/MAT- ROADS & BRIDGES	3,920	3,427	(493)
M&R/MAT- FENCES	4,220	3,740	(480)
M&R/MAT- CLEAN PROPERTIES	2,640	3,040	400
M&R/MAT- FISHERY & WILDLIFE	3,440	2,947	(493)
M&R/MAT- UNIT 97	500	167	(333)
M&R/MAT- IH VACUUM TRUCK	240	167	(73)
M&R/MAT- PENSTK CONDUIT I	4,715	2,167	(2,548)
M&R/MAT- TURBINE INSPECTI	6,778	4,226	(2,552)
M&R/MAT- GENERATOR	14,488	7,461	(7,027)
M&R/MAT- TURBINE/GOVERNOR	27,480	29,007	1,527
M&R/MAT- DISSOLVED OXYGEN	1,000	900	(100)
M&R/MAT- SWITCHGEAR	1,500	1,400	(100)
M&R/MAT- WEIR	3,500	500	(3,000)
M&R/MAT- MEMBRANE SYSTEM	17,000	17,000	
M&R/MAT- FLOC	2,000	2,000	
M&R/MAT- UNIT 49	240	480	240
M&R/MAT- UNIT 50	240	240	
M&R/MAT- CONTROL SYSTEM	3,500	4,240	740
M&R/MAT- COMMUNICATION SY	2,480	4,460	1,980
M&R/MAT- UNIT 53	580	460	(120)
M&R/MAT- SAFETY WORK	2,600	1,267	(1,333)
M&R/MAT- CASE BACKHOE	1,800	1,200	(600)
M&R/MAT- ALL TERRAIN VHCL	480	480	
M&R/MAT- JOHN DEERE TRACT	480	480	
M&R/MAT- FORD TRACTOR	840	840	
M&R/MAT- SUBSTATIONS	12,020	11,120	(900)
M&R/MAT- TRANS. LINES	1,000	1,000	
M&R/MAT- WYLIE TRACTR SPRA	1,600	1,100	(500)
M&R/MAT- FORD SIDE-MT MOWR	480	480	
M&R/MAT- SCHREDDERS	1,800	2,400	600
M&R/MAT- R.W. PUMP STATION	5,500	5,500	
M&R/MAT- SMALL EQUIPMENT	2,000	2,000	
M&R/MAT- TRACTORS	500	500	
M&R/MAT- HEAVY EQUIPMENT	2,000	1,500	(500)

GUADALUPE-BLANCO RIVER AUTHORITY
CONSOLIDATED - WORKPLAN AND BUDGET
FISCAL YEAR ENDING AUGUST 31, 2011

	FY 2010 BUDGET	FY 2011 BUDGET	FY 2010-2011 DIFFERENCE
M&R/MAT- LIGHT TRUCKS	1,000	1,000	
M&R/MAT- LARGE TRUCKS	1,000	500	(500)
M&R/MAT- TRAILERS	1,000	1,000	
M&R/MAT- WATER SYSTEM	10,000	11,500	1,500
M&R/MAT- WATER WELL	800	800	
M&R/MAT- T.W. PUMP STATION	2,000	2,000	
M&R/MAT- TRANSFORMERS	200		(200)
M&R/MAT- R.W. TRANS. LINE	2,000	3,000	1,000
M&R/MAT- T.W. TRANS. LINE	4,000	6,000	2,000
M&R/MAT- SEWER PUMP	3,000	3,000	
M&R/MAT- SEWER LINE	1,000	2,300	1,300
M&R/MAT- DISTRIBUTION SYSTEM	9,500	9,500	
M&R/MAT- WWTP MAINT EXPENSES	3,000	3,000	
M&R/MAT- NUTS,BOLTS,ETC.	1,800	600	(1,200)
M&R/MAT- OTHER	9,005	8,250	(755)
Total MATERIAL	**890,499**	**914,216**	**23,717**
SERVICES:			
M&R/SER- GROUNDSKEEPING	200,243	185,685	(14,558)
M&R/SER- GEN. OFFICE BLDG	491,568	394,041	(97,527)
M&R/SER- STORAGE TANKS	61,392	28,752	(32,640)
M&R/SER- CHEM FEED EQUIP	29,528	19,621	(9,907)
M&R/SER- INSTRUMENTATION	76,923	120,658	43,735
M&R/SER- MOTORS	25,258	47,018	21,760
M&R/SER- CLARIFIERS	66,020	71,100	5,080
M&R/SER- CHLORINATION	24,100	13,967	(10,133)
M&R/SER- TOOLS & EQUIP.	41,314	52,661	11,347
M&R/SER- METERS	63,872	71,632	7,760
M&R/SER- GATES & VALVES	61,170	78,410	17,240
M&R/SER- TRUCKS	82,816	87,296	4,480
M&R/SER- NON/POTABLE WS	96,212	111,750	15,538
M&R/SER- PUMPS	72,636	53,176	(19,460)
M&R/SER- PROCESS UNIT CLEANING	19,798	10,345	(9,453)
M&R/SER- MOTORS	70,068	32,245	(37,823)
M&R/SER- ROADS	56,990	55,148	(1,842)
M&R/SER- SAFETY WORK	30,724	16,561	(14,163)
M&R/SER- NON-POT. WTR SYS	4,614	4,377	(237)
M&R/SER- POTABLE WTR SYS.	27,700	12,544	(15,156)
M&R/SER- RADIO EQUIP.	8,440	5,340	(3,100)
M&R/SER- STRUCTURE MAINT.	15,344	10,773	(4,571)
M&R/SER- U.V.DISINFECTION	69,572	82,536	12,964
M&R/SER- ELECTRICAL	38,528	42,461	3,933
M&R/SER- AERATION	21,180	18,060	(3,120)
M&R/SER- WELLS	64,240	65,640	1,400
M&R/SER- WATER LINE	26,516	14,883	(11,633)
M&R/SER- INSTRUMENTATION	6,820	4,320	(2,500)

GUADALUPE-BLANCO RIVER AUTHORITY
CONSOLIDATED - WORKPLAN AND BUDGET
FISCAL YEAR ENDING AUGUST 31, 2011

	FY 2010 BUDGET	FY 2011 BUDGET	FY 2010-2011 DIFFERENCE
M&R/SER- CAMPING CABINS	12,120	5,213	(6,907)
M&R/SER- GEN. OFFICE BLDG	20,510	21,340	830
M&R/SER- MOW PROPERTIES	38,080	37,347	(733)
M&R/SER- POISON PROPERTIE	5,272	2,028	(3,244)
M&R/SER- ROADS & BRIDGES	5,956	4,423	(1,533)
M&R/SER- FENCES	24,780	24,113	(667)
M&R/SER- CLEAN PROPERTIES	6,850	5,517	(1,333)
M&R/SER- FISHERY & WILDLI	2,696	1,663	(1,033)
M&R/SER- UNIT 97	500	167	(333)
M&R/SER- IH VACUUM TRUCK	2,800	933	(1,867)
M&R/SER- GOLF CART	500	167	(333)
M&R/SER- PENSTK CONDUIT I	99,742	97,914	(1,828)
M&R/SER- TURBINE INSPECTI	6,145	5,207	(938)
M&R/SER- GENERATOR	20,400	19,533	(867)
M&R/SER- TURBINE/GOVERNOR	13,700	17,700	4,000
M&R/SER- DISSOLVED OXYGEN	200	200	
M&R/SER- SWITCHGEAR	7,000	7,000	
M&R/SER- WEIR	2,000		(2,000)
M&R/SER- MEMBRANE SYSTEM	7,204	7,204	
M&R/SER- FLOC	1,000	1,000	
M&R/SER- UNIT 49	1,200	1,800	600
M&R/SER- UNIT 50	1,200	1,200	
M&R/SER- CONTROL SYSTEM	7,620	31,240	23,620
M&R/SER- COMMUNICATION SY	11,620	15,800	4,180
M&R/SER- UNIT 53	1,620	1,800	180
M&R/SER- SAFETY WORK	7,180	3,553	(3,627)
M&R/SER- CASE BACKHOE	1,200	1,200	
M&R/SER- ALL TERRAIN VHCL	1,200	1,200	
M&R/SER- JOHN DEERE TRACT	2,400	2,400	
M&R/SER- SUBSTATIONS	11,000	14,000	3,000
M&R/SER- TRANS. LINES	90,000	37,000	(53,000)
M&R/SER- WYLIE TRACTR SPRA	2,000	2,000	
M&R/SER- FORD SIDE-MT MOWR	1,800	2,400	600
M&R/SER- R.W. PUMP STATION	10,500	20,000	9,500
M&R/SER- SMALL EQUIPMENT	3,000	3,000	
M&R/SER- TRACTORS	500	500	
M&R/SER- HEAVY EQUIPMENT	8,000	8,000	
M&R/SER- LIGHT TRUCKS	5,000	5,000	
M&R/SER- LARGE TRUCKS	3,000	3,000	
M&R/SER- TRAILERS	500	500	
M&R/SER- WATER SYSTEM	5,000	4,000	(1,000)
M&R/SER- WATER WELL	3,400	2,500	(900)
M&R/SER- T.W. PUMP STATION	5,000	5,000	
M&R/SER- TRANSFORMERS	2,000		(2,000)
M&R/SER- STRUCTURAL	5,000	5,000	
M&R/SER- R.W. TRANS LINE	7,500	7,500	
M&R/SER- T.W. TRANS LINE	25,000	25,000	

GUADALUPE-BLANCO RIVER AUTHORITY
CONSOLIDATED - WORKPLAN AND BUDGET
FISCAL YEAR ENDING AUGUST 31, 2011

	FY 2010 BUDGET	FY 2011 BUDGET	FY 2010-2011 DIFFERENCE
M&R/SER- SEWER TANK PUMPING		1,000	1,000
M&R/MAT- SEWER PUMP	3,000	3,000	
M&R/SER- SEWER LINE	5,000	5,000	
M&R/SER- DISTRIBUTION SYSTEM	5,500	5,500	
M&R/SER- WWTP MAINT EXPENSES	3,000	3,000	
M&R/SER- OTHER	21,020	17,250	(3,770)
Total SERVICES	**2,392,001**	**2,209,012**	**(182,989)**
TOTAL MAINTENANCE & REPAIR	**5,279,571**	**4,974,706**	**(304,866)**

GUADALUPE-BLANCO RIVER AUTHORITY
CONSOLIDATED - WORKPLAN AND BUDGET
FISCAL YEAR ENDING AUGUST 31, 2011

	FY 2010 BUDGET	FY 2011 BUDGET	FY 2010-2011 DIFFERENCE
PROJECT DEVELOPMENT			
CRP-PROJ ADMIN-ENG	1,000	1,000	
CRP-PROJ ADMIN-BENEFITS	1,227	1,220	(6)
CRP-PROJ ADMIN-TRAVEL	100	100	
CRP-PROJ ADMIN-A&G	957	1,007	50
CRP-PROJ ADMIN-NON GEN EMPL	2,992	3,051	60
CRP-PROJ ADMIN-OTHER	400	400	
Total	**6,676**	**6,778**	**103**
CRP-QA & DATA-ENG	2,000		(2,000)
CRP-QA & DATA-BENEFITS	821	817	(4)
CRP-QA & DATA-TRAVEL	68	68	
CRP-QA & DATA-A&G	641	674	33
CRP-QA & DATA-NON GEN EMPL	2,002	2,042	40
CRP-QA & DATA-OTHER	100	100	
Total	**5,632**	**3,701**	**(1,931)**
CRP-WQ MONIT-ENG	21,000	14,000	(7,000)
CRP-WQ MONIT-BENEFITS	5,013	5,234	221
CRP-WQ MONIT-TRAVEL	3,000	3,000	
CRP-WQ MONIT-A&G	3,913	4,318	405
CRP-WQ MONIT-NON GEN EMPL	12,227	13,085	857
CRP-WQ MONIT-OTHER	74,421	55,828	(18,593)
Total	**119,574**	**95,464**	**(24,110)**
CRP-INFO CLRGHS-ENG	1,500	1,195	(305)
CRP-INFO CLRGHS-BENEFITS	1,889	1,880	(9)
CRP-INFO CLRGHS-A&G	1,475	1,551	76
CRP-INFO CLRGHS-NON GEN EMPL	4,608	4,700	92
CRP-INFO CLRGHS-OTHER	300	300	
Total	**9,772**	**9,626**	**(146)**
CRP-ISSUES & CAUSE-ENG	1,500	1,195	(305)
CRP-ISSUES & CAUSE-BENEFITS	407	405	(2)
CRP-ISSUES & CAUSE-A&G	318	334	16
CRP-ISSUES & CAUSE-NON GEN EMP	994	1,013	20
CRP-ISSUES & CAUSE-OTHER	2,000	2,000	

GUADALUPE-BLANCO RIVER AUTHORITY
CONSOLIDATED - WORKPLAN AND BUDGET
FISCAL YEAR ENDING AUGUST 31, 2011

	FY 2010 BUDGET	FY 2011 BUDGET	FY 2010-2011 DIFFERENCE
Total	**5,219**	**4,948**	**(271)**
CRP-PUBLIC PART-STAFF	4,807	4,554	(253)
CRP-PUBLIC PART-ENG	1,000	1,000	
CRP-PUBLIC PART-BENEFITS	2,694	2,541	(153)
CRP-PUBLIC PART-TRAVEL	100	100	
CRP-PUBLIC PART-EQUIP USE		8,000	8,000
CRP-PUBLIC PART-A&G	2,103	2,097	(6)
CRP-PUBLIC PART-NON GEN EMPL	1,764	1,799	35
CRP-PUBLIC PART-OTHER	1,000	1,000	
Total	**13,468**	**21,091**	**7,623**
GBRA UNIVERSITY-ENG	1,000		(1,000)
GBRA UNIVERSITY-BENEFITS	3,323	2,298	(1,026)
GBRA UNIVERSITY-TRAVEL	500	300	(200)
GBRA UNIVERSITY-A&G	2,594	1,896	(698)
GBRA UNIVERSITY-NON GENERAL EM	8,106	5,744	(2,362)
GBRA UNIVERSITY-SERVICE		4,000	4,000
GBRA UNIVERSITY-MAT'L	3,000	2,000	(1,000)
GBRA UNIVERSITY-OTHER	500	5,000	4,500
Total	**19,023**	**21,237**	**2,214**
WIMBERLEY/WW-STAFF	14,000	15,316	1,316
WIMBERLEY/WW-ENG	200,000	100,000	(100,000)
WIMBERLEY/WW-LEGAL	20,000	10,000	(10,000)
WIMBERLEY/WW-BENEFITS	11,879	12,149	270
WIMBERLEY/WW-TRAVEL	500	1,000	500
WIMBERLEY/WW-A&G	9,271	10,023	751
WIMBERLEY/WW-NON GEN EMPLOYEES	14,972	15,056	83
WIMBERLEY/WW-SERVICE		25,000	25,000
WIMBERLEY/WW-MATL	100,000	1,000	(99,000)
WIMBERLEY/WW-REPAY	(321,000)		321,000
WIMBERLEY/WW-OTHER	500		(500)
Total	**50,122**	**189,543**	**139,420**
ENVIRONMENTAL LRNG CNTR-ENG	10,000	45,000	35,000
ENVIRONMENTAL LRNG CNTR-LEGAL	500		(500)
ENVIRONMENTAL LRNG CNTR-BENEFI	5,568	4,372	(1,196)
ENVIRONMENTAL LRNG CNTR-TRAVEL	200	500	300

GUADALUPE-BLANCO RIVER AUTHORITY
CONSOLIDATED - WORKPLAN AND BUDGET
FISCAL YEAR ENDING AUGUST 31, 2011

	FY 2010 BUDGET	FY 2011 BUDGET	FY 2010-2011 DIFFERENCE
ENVIRONMENTAL LRNG CNTR-A&G	4,346	3,607	(739)
ENVIRONMENTAL LRNG CNTR-NON GE	13,581	10,931	(2,650)
ENVIRONMENTAL LRNG CNTR-MAT'L	250	1,000	750
ENVIRONMENTAL LRNG CNTR-OTHER	500		(500)
Total	**34,945**	**65,411**	**30,466**
319 RIVER NETWORK-STAFF	2,360	4,400	2,040
319 RIVER NETWORK-ENG	3,000		(3,000)
319 RIVER NETWORK-BENEFITS	6,546	6,251	(295)
319 RIVER NETWORK-TRAVEL	700	1,500	800
319 RIVER NETWORK-A&G	5,109	5,157	48
319 RIVER NETWORK-NON GENERAL	13,607	11,227	(2,379)
319 RIVER NETWORK-REPAY	(66,313)		66,313
319 RIVER NETWORK-OTHER	62,613	5,000	(57,613)
Total	**27,621**	**33,535**	**5,914**
LAKE LOADING IMPLEM-LEGAL	500		(500)
LAKE LOADING IMPLEM-BENEFITS	1,486		(1,486)
LAKE LOADING IMPLEM-TRAVEL	200		(200)
LAKE LOADING IMPLEM-A&G	1,160		(1,160)
LAKE LOADING IMPLEM-NON GENERA	3,624		(3,624)
LAKE LOADING IMPLEM-MAT'L	500		(500)
LAKE LOADING IMPLEM-OTHER	100		(100)
Total	**7,569**		**(7,569)**
MITIGATION BANK FEAS-ENG	50,000		(50,000)
MITIGATION BANK FEAS-LEGAL	5,000		(5,000)
MITIGATION BANK FEAS-BENEFITS	1,238	2,695	1,457
MITIGATION BANK FEAS-TRAVEL	500		(500)
MITIGATION BANK FEAS-A&G	966	2,224	1,257
MITIGATION BANK FEAS-NON GENER	3,020	6,738	3,718
MITIGATION BANK FEAS-MAT'L	500		(500)
MITIGATION BANK FEAS-OTHER	500		(500)
Total	**61,724**	**11,657**	**(50,067)**
REAL TIME RIVER NETWORK-ENG	100,000		(100,000)
REAL TIME RIVER NETWORK-TRAVEL	500		(500)
REAL TIME RIVER NETWORK-MAT'L	500		(500)
REAL TIME RIVER NETWORK-REPAY	(100,000)		100,000

GUADALUPE-BLANCO RIVER AUTHORITY
CONSOLIDATED - WORKPLAN AND BUDGET
FISCAL YEAR ENDING AUGUST 31, 2011

	FY 2010 BUDGET	FY 2011 BUDGET	FY 2010-2011 DIFFERENCE
Total	**1,000**		**(1,000)**
COMAL CO REGIONAL WW STDY-ENG	30,000		(30,000)
COMAL CO REGIONAL WW STDY-LEGA	5,000		(5,000)
COMAL CO REGIONAL WW STDY-TRAV	300		(300)
COMAL CO REGIONAL WW STDY-MATL	500		(500)
COMAL CO REGIONAL WW STDY-OTHR	500		(500)
Total	**36,300**		**(36,300)**
DROUGHT PLANNING-TRAVEL		600	600
DROUGHT PLANNING-PROF FEE	15,000		(15,000)
DROUGHT PLANNING-MAT'L		5,000	5,000
Total	**15,000**	**5,600**	**(9,400)**
GUAD CO FLOOD MITIG STDY-ENG	10,000		(10,000)
Total	**10,000**		**(10,000)**
SB3- ENVIRONMNTL FLOWS-ENG	35,000	55,000	20,000
Total	**35,000**	**55,000**	**20,000**
SB2 IN-STREAM FLOW-ENG	30,000	25,000	(5,000)
Total	**30,000**	**25,000**	**(5,000)**
ARANSAS PROJ LITIGATION-STAFF		108,751	108,751
ARANSAS PROJ LITIGATION-ENG		150,000	150,000
ARANSAS PROJ LITIGATION-LEGA		1,250,000	1,250,000
ARANSAS PROJ LITIGATION-BENEFI		43,937	43,937
ARANSAS PROJ LITIGATION-A&G		36,248	36,248
ARANSAS PROJ LITIGAT-NON GEN		1,092	1,092
Total		**1,590,029**	**1,590,029**
UPPER BASIN BIOSOLIDS STDY-BEN		413	413
UPPER BASIN BIOSOLIDS STDY-A&G		341	341

GUADALUPE-BLANCO RIVER AUTHORITY
CONSOLIDATED - WORKPLAN AND BUDGET
FISCAL YEAR ENDING AUGUST 31, 2011

	FY 2010 BUDGET	FY 2011 BUDGET	FY 2010-2011 DIFFERENCE
UPPER BASIN BIOSOLIDS STDY-NON		1,032	1,032
Total		**1,786**	**1,786**
COE BASIN RECON-BENEFITS		1,184	1,184
COE BASIN RECON-A&G		977	977
COE BASIN RECON-NON GEN EMPL		2,961	2,961
Total		**5,123**	**5,123**
GROUNDWTR INVSTG-ENG	10,000	15,000	5,000
GROUNDWTR INVSTG-BENEFITS	2,971	2,957	(15)
GROUNDWTR INVSTG-A&G	2,319	2,439	120
GROUNDWTR INVSTG-NON GEN EMPL	7,248	7,392	144
Total	**22,538**	**27,788**	**5,249**
APPLIC-UNAPPROP.FLOW-ENG		20,000	20,000
APPLIC-UNAPPROP.FLOW-BENEFITS	891	887	(4)
APPLIC-UNAPPROP.FLOW-A&G	696	732	36
APPLIC-UNAPPROP.FLW-NON GEN EM	2,174	2,218	43
Total	**3,761**	**23,836**	**20,075**
COUSER RETAIL-ENG	3,000		(3,000)
COUSER RETAIL-TRAVEL	200		(200)
Total	**3,200**		**(3,200)**
BULVERDE AREA WW-STAFF	24,285	9,759	(14,526)
BULVERDE AREA WW-ENG	1,000	30,000	29,000
BULVERDE AREA WW-LEGAL		5,000	5,000
BULVERDE AREA WW-BENEFITS	11,442	6,273	(5,170)
BULVERDE AREA WW-TRAVEL	2,500	500	(2,000)
BULVERDE AREA WW-A&G	8,931	5,175	(3,756)
BULVERDE AREA WW-LEGAL	2,500		(2,500)
BULVERDE AREA WW-NON GEN EMP	3,624	5,922	2,298
BULVERDE AREA WW-SERVICE	1,000		(1,000)
BULVERDE AREA WW-MAT'L		500	500
BULVERDE AREA WW- OTHER	2,500		(2,500)

GUADALUPE-BLANCO RIVER AUTHORITY
CONSOLIDATED - WORKPLAN AND BUDGET
FISCAL YEAR ENDING AUGUST 31, 2011

	FY 2010 BUDGET	FY 2011 BUDGET	FY 2010-2011 DIFFERENCE
Total	**57,782**	**63,129**	**5,347**
U/S SWB GUAD RIVER STUDY-ENG		30,000	30,000
Total		**30,000**	**30,000**
MISC PROJ DEV-BENEFITS	1,224	11,963	10,739
MISC PROJ DEV-A&G	956	9,870	8,914
MISC PROJ DEV-NON GEN EMPL	2,986	29,908	26,922
Total	**5,166**	**51,742**	**46,576**
HAYS/CALDWELL WWTP-ENG		30,000	30,000
HAYS/CALDWELL WWTP-BENEFITS		2,961	2,961
HAYS/CALDWELL WWTP-TRAVEL		500	500
HAYS/CALDWELL WWTP-A&G		2,443	2,443
HAYS/CALDWELL WWTP-NON GEN EMP		7,403	7,403
Total		**43,307**	**43,307**
CANYON SEASONAL POOL-ENG	10,000	10,000	
CANYON SEASONAL POOL-BENEFITS	1,486	1,777	291
CANYON SEASONAL POOL-TRAVEL	2,000	2,000	
CANYON SEASONAL POOL-A&G	1,160	1,466	306
CANYON SEASONAL POOL-NON GEN E	3,624	4,442	818
Total	**18,269**	**19,684**	**1,415**
HAZARD MITIG. PLAN,GUAD-ENG	150,000		(150,000)
Total	**150,000**		**(150,000)**
GBRA/BULVERDE/BMET SUIT-BENEFI		2,075	2,075
GBRA/BULVERDE/BMET SUIT-A&G		1,712	1,712
GBRA/BULVERDE/BMET-NON GEN EMP		5,187	5,187

GUADALUPE-BLANCO RIVER AUTHORITY
CONSOLIDATED - WORKPLAN AND BUDGET
FISCAL YEAR ENDING AUGUST 31, 2011

	FY 2010 BUDGET	FY 2011 BUDGET	FY 2010-2011 DIFFERENCE
Total		**8,974**	**8,974**
TRANS FAC IH35/SH130 STDY-STAF		19,696	19,696
TRANS FAC IH35/SH130 STDY-BENE		7,878	7,878
TRANS FAC IH35/SH130 STDY-TRAV		2,000	2,000
TRANS FAC IH35/SH130 STDY-A&G		6,500	6,500
Total		**36,074**	**36,074**
DESAL PILOT STUDY-ENG		15,000	15,000
Total		**15,000**	**15,000**
ASR STUDY-ENG		20,000	20,000
Total		**20,000**	**20,000**
N.B. AREA WWTP-STAFF	2,046		(2,046)
N.B. AREA WWTP-ENG	20,000	10,000	(10,000)
N.B. AREA WWTP-LEGAL		5,000	5,000
N.B. AREA WWTP-BENEFITS	2,820	2,369	(451)
N.B. AREA WWTP-TRAVEL	500	500	
N.B. AREA WWTP-A&G	2,201	1,954	(247)
N.B. AREA WWTP-NON GEN EM	4,832	5,922	1,090
N.B. AREA WWTP-MAT'L	500		(500)
Total	**32,899**	**25,745**	**(7,153)**
WINFIELD-STAFF	12,814	1,500	(11,313)
WINFIELD-BENEFITS	5,254	600	(4,653)
WINFIELD-TRAVEL		240	240
WINFIELD-A&G	4,100	495	(3,605)
WINFIELD-OTHER		1,320	1,320
Total	**22,168**	**4,156**	**(18,012)**
HAYS CO WW PLAN-ENG	10,000		(10,000)
HAYS CO WW PLAN-A&G	1,486		(1,486)
HAYS CO W & WW PLAN-TRAVEL	500		(500)
HAYS CO W & WW PLAN-A&G	1,160		(1,160)

GUADALUPE-BLANCO RIVER AUTHORITY
CONSOLIDATED - WORKPLAN AND BUDGET
FISCAL YEAR ENDING AUGUST 31, 2011

	FY 2010 BUDGET	FY 2011 BUDGET	FY 2010-2011 DIFFERENCE
HAYS CO WW PLAN-NON GEN EMP	3,624		(3,624)
HAYS CO W & WW PLAN-MAT'L	500		(500)
Total	**17,269**		**(17,269)**
RIVER GAGES-ENG	22,000		(22,000)
Total	**22,000**		**(22,000)**
RECHARGE STUDY-ENG	10,000		(10,000)
Total	**10,000**		**(10,000)**
EAA HABITAT CONSRV PLAN-OTHER	125,000		(125,000)
Total	**125,000**		**(125,000)**
CALHOUN CNTY WW STUDY-ENG		20,000	20,000
CALHOUN CNTY WW STUDY-BENEFITS		2,446	2,446
CALHOUN CNTY WW STUDY-A&G		2,018	2,018
CALHOUN CNTY WW STUDY-NON-GENE		6,114	6,114
Total		**30,577**	**30,577**
CANYON GORGE PROJECT-STAFF	9,632	10,020	389
CANYON GORGE PROJECT-ENG	5,000		(5,000)
CANYON GORGE PROJECT-LEGAL	1,000		(1,000)
CANYON GORGE PROJECT-BENEFITS	17,164	16,753	(412)
CANYON GORGE PROJECT-TRAVEL	300		(300)
CANYON GORGE PROJECT-A&G	13,397	13,821	424
CANYON GORGE PROJECT-NON-GEN	32,233	31,861	(372)
CANYON GORGE PROJECT-SERVICE		50,000	50,000
CANYON GORGE PROJECT-MAT'L	1,000		(1,000)
CANYON GORGE PROJECT-OTHER	1,208		(1,208)
Total	**80,933**	**122,455**	**41,522**
WATER SUPPLY ALTERNATIVE-ENG	84,000	10,000	(74,000)
WATER SUPPLY ALTERNATIVE-LEGAL	15,000	5,000	(10,000)
WATER SUPPLY ALTERNATIVE-BENEF	14,566	9,466	(5,100)
WATER SUPPLY ALTERNATIVE-TRAV	750	2,000	1,250

GUADALUPE-BLANCO RIVER AUTHORITY
CONSOLIDATED - WORKPLAN AND BUDGET
FISCAL YEAR ENDING AUGUST 31, 2011

	FY 2010 BUDGET	FY 2011 BUDGET	FY 2010-2011 DIFFERENCE
WATER SUPPLY ALTERNATIVE-A&G	11,368	7,809	(3,559)
WATER SUPPLY ALTERNATIVE-NON-G	35,526	23,665	(11,861)
WATER SUPPLY ALTERNATIVE-MAT'L	1,000		(1,000)
WATER SUPPLY ALTERNATIVE-OTHER	500		(500)
Total	**162,710**	**57,940**	**(104,770)**
SIMSBORO PROJECT-ENG		150,000	150,000
SIMSBORO PROJECT-BENEFITS		5,926	5,926
SIMSBORO PROJECT-TRAVEL		4,000	4,000
SIMSBORO PROJECT-A&G		4,889	4,889
SIMSBORO PROJECT-NON GEN EMPL		14,816	14,816
SIMSBORO PROJECT-OTHER		120,000	120,000
Total		**299,632**	**299,632**
WATER RIGHTS/INV-ENG		20,000	20,000
WATER RIGHTS/INV-BENEFITS	1,783	3,157	1,374
WATER RIGHTS/INV-TRAVEL		500	500
WATER RIGHTS/INV-A&G	1,392	2,605	1,213
WATER RIGHTS/INV-NON GEN EMPL	4,349	7,893	3,545
Total	**7,523**	**34,155**	**26,632**
LAKE MGMT&AQUATIC CNTL-STAFF	4,092	5,217	1,125
LAKE MGMT&AQUATIC CNTL-ENG		10,000	10,000
LAKE MGMT&AQUATIC CNTL-LEGAL		5,000	5,000
LAKE MGMT&AQUATIC CNTL-BENEF	3,164	5,545	2,381
LAKE MGMT&AQUATIC CNTL-TRAVL	200	500	300
LAKE MGMT&AQUATIC CNTL-A&G	2,469	4,575	2,106
LAKE MGMT&AQUATIC CNTL-NON GEN	3,624	8,645	5,022
LAKE MGMT&AQUATIC CNTL-PROF FE	40,000	20,000	(20,000)
LAKE MGMT&AQUATIC CNTL-SERVICE		20,000	20,000
LAKE MGMT&AQUATIC CNTL-MAT'L	1,000	3,000	2,000
LAKE MGMT&AQUATIC CNTL-OTHER	200		(200)
Total	**54,749**	**82,482**	**27,733**
ZEDLER MILL-ENG	5,000	15,000	10,000
ZEDLER MILL-LEGAL	1,500		(1,500)
ZEDLER MILL-TRAVEL	100		(100)
ZEDLER MILL-MAT'L	1,000		(1,000)
ZEDLER MILL-OTHER	500		(500)

GUADALUPE-BLANCO RIVER AUTHORITY
CONSOLIDATED - WORKPLAN AND BUDGET
FISCAL YEAR ENDING AUGUST 31, 2011

	FY 2010 BUDGET	FY 2011 BUDGET	FY 2010-2011 DIFFERENCE
Total	**8,100**	**15,000**	**6,900**
DUNLAP AREA MASTER PLAN-STAFF	2,046		(2,046)
DUNLAP AREA MASTER PLAN-ENG	28,000	30,000	2,000
DUNLAP AREA MASTER PLAN-BENEFT	3,220	1,478	(1,741)
DUNLAP AREA MASTER PLAN-TRAVEL	1,000	500	(500)
DUNLAP AREA MASTER PLAN-A&G	2,513	1,220	(1,293)
DUNLAP AREA MASTER PLAN-SUPERV	5,807	3,696	(2,111)
DUNLAP AREA MASTER PLAN-MAT'L		500	500
DUNLAP AREA MASTER PLAN-OTHER	2,000		(2,000)
Total	**44,585**	**37,394**	**(7,191)**
CORDILLERA WWTP CONST-STAFF	8,185		(8,185)
CORDILLERA WWTP CONST-ENG	1,000		(1,000)
CORDILLERA WWTP CONST-BENEFITS	3,356		(3,356)
CORDILLERA WWTP CONST-A&G	2,619		(2,619)
Total	**15,161**		**(15,161)**
USACE CNYN LK BOAT RAMPS-BENEF	990	2,075	1,084
USACE CNYN LK BOAT RAMPS-A&G	773	1,712	939
USACE CNYN LK BOAT RAMPS-NON G	2,416	5,187	2,771
USACE CNYN LK BOAT RAMPS-PROF	30,000		(30,000)
Total	**34,179**	**8,974**	**(25,205)**
PLUM CREEK MONITORING-BENEFITS	267	4,053	3,787
PLUM CREEK MONITORING-TRAVEL		500	500
PLUM CREEK MONITORING-A&G	208	3,344	3,136
PLUM CREEK MONITORING-NON GEN	651	10,133	9,483
PLUM CREEK MONITORING-OTHER		9,300	9,300
Total	**1,125**	**27,331**	**26,205**
PLUM CREEK PROJ ADM-BENEFITS		5,248	5,248
PLUM CREEK PROJ ADM-A&G		4,330	4,330
PLUM CREEK PROJ ADM-NON GEN EM		13,120	13,120

GUADALUPE-BLANCO RIVER AUTHORITY
CONSOLIDATED - WORKPLAN AND BUDGET
FISCAL YEAR ENDING AUGUST 31, 2011

	FY 2010 BUDGET	FY 2011 BUDGET	FY 2010-2011 DIFFERENCE
Total		**22,698**	**22,698**
EXELON WATER PROJECT-STAFF	88,798	23,445	(65,353)
EXELON WATER PROJECT-ENG	15,000		(15,000)
EXELON WATER PROJECT-BENEFITS	45,848	17,248	(28,600)
EXELON WATER PROJECT-TRAVEL	3,000		(3,000)
EXELON WATER PROJECT-A&G	35,784	14,229	(21,555)
EXELON WATER PROJECT-NONGEN	23,027	19,674	(3,353)
Total	**211,457**	**74,597**	**(136,860)**
TRI-COMMUNITY WSC- ENG		30,000	30,000
TRI-COMMUNITY WSC- LEGAL		10,000	10,000
TRI-COMMUNITY WSC- BENEFITS	713	8,421	7,708
TRI-COMMUNITY WSC- TRAVEL		1,000	1,000
TRI-COMMUNITY WSC- A&G	557	6,948	6,391
TRI-COMMUNITY WSC- NON-GEN EMP	1,739	21,053	19,314
TRI-COMMUNITY WSC-MAT'L		2,000	2,000
Total	**3,009**	**79,423**	**76,413**
WIMBERLEY WATER- STAFF	16,438	15,316	(1,122)
WIMBERLEY WATER- ENG		10,000	10,000
WIMBERLEY WATER- BENEFITS	10,746	11,998	1,252
WIMBERLEY WATER- TRAVEL		500	500
WIMBERLEY WATER- A&G	8,388	9,898	1,511
WIMBERLEY WATER- NON-GEN EMPL	9,773	14,679	4,906
WIMBERLEY WATER-SERVICES	30,000		(30,000)
Total	**75,345**	**62,392**	**(12,953)**
WATER CO ACQUISITIONS-LEGAL		5,000	5,000
WATER CO ACQUISITIONS-BENEFITS	1,189	3,258	2,069
WATER CO ACQUISITIONS-TRAVEL		500	500
WATER CO ACQUISITIONS-A&G	928	2,688	1,760
WATER CO ACQUISITIONS-NON GEN	2,899	8,144	5,245
WATER CO ACQUISITIONS-PROF FEE		5,000	5,000

GUADALUPE-BLANCO RIVER AUTHORITY
CONSOLIDATED - WORKPLAN AND BUDGET
FISCAL YEAR ENDING AUGUST 31, 2011

	FY 2010 BUDGET	FY 2011 BUDGET	FY 2010-2011 DIFFERENCE
Total	**5,015**	**24,589**	**19,574**
GONZALES CNTY TRAILS-ENG	2,500		(2,500)
GONZALES CNTY TRAILS-TRAVEL	500	500	
GONZALES CNTY TRAILS-MAT'L	1,000	6,000	5,000
Total	**4,000**	**6,500**	**2,500**
INDUSTRIAL DEV PROJECT-LEGAL	37,500	37,500	
Total	**37,500**	**37,500**	
CALHOUN CNTY SUPPLY STUDY-BENE	1,010	1,005	(5)
CALHOUN CNTY SUPPLY STUDY-A&G	789	829	41
CALHOUN CNTY SUPPLY STUDY-NONG	2,464	2,513	49
Total	**4,263**	**4,348**	**85**
EXELON LAND/ROW-BENEFITS	9,466		(9,466)
EXELON LAND/ROW-A&G	7,388		(7,388)
EXELON LAND/ROW-NON GEN EMPLOY	23,088		(23,088)
Total	**39,943**		**(39,943)**
MID BASIN PROJECT-STA	11,826		(11,826)
MID BASIN PROJECT-ENG	30,000	50,000	20,000
MID BASIN PROJECT-LEGAL	47,500	47,500	
MID BASIN PROJECT-BENEFITS	11,639	9,143	(2,496)
MID BASIN PROJECT-TRAVEL	500	1,000	500
MID BASIN PROJECT-A&G	9,084	7,543	(1,541)
MID BASIN PROJECT-NON-GEN EMPL	16,561	22,857	6,295
MID BASIN PROJECT-MAT'L	500		(500)
MID BASIN PROJECT-OTHER	500		(500)
Total	**128,111**	**138,042**	**9,931**
G.I.S. DATA BASE-ENG		10,000	10,000
G.I.S. DATA BASE-OTHER	30,000		(30,000)

GUADALUPE-BLANCO RIVER AUTHORITY
CONSOLIDATED - WORKPLAN AND BUDGET
FISCAL YEAR ENDING AUGUST 31, 2011

	FY 2010 BUDGET	FY 2011 BUDGET	FY 2010-2011 DIFFERENCE
Total	**30,000**	**10,000**	**(20,000)**
LOWER BASIN PERMIT APPL-ENG	20,000		(20,000)
LOWER BASIN PERMIT APPL-LEGAL	10,000		(10,000)
LOWER BASIN PERMIT APPL-BENEFI	7,779	1,183	(6,596)
LOWER BASIN PERMIT APPL-TRAVEL	200		(200)
LOWER BASIN PERMIT APPL-A&G	6,071	976	(5,096)
LOWER BASIN PERMIT APPL-NON GE	18,973	2,957	(16,016)
LOWER BASIN PERMIT APPL-MATLS	500		(500)
Total	**63,524**	**5,115**	**(58,408)**
UT BAY & ESTUARY STDY-ENG	95,500		(95,500)
UT BAY & ESTUARY STDY-BENEFITS	594	591	(3)
UT BAY & ESTUARY STDY-A&G	464	488	24
UT BAY & ESTUARY STDY-NON GEN	1,450	1,478	29
Total	**98,008**	**2,558**	**(95,450)**
S.B.1 PHASE 3-STAFF	22,516	17,223	(5,293)
S.B.1 PHASE 3-ENG	48,000	14,000	(34,000)
S.B.1 PHASE 3-BENEFITS	9,231	6,889	(2,342)
S.B.1 PHASE 3-TRAVEL	2,000	2,000	
S.B.1 PHASE 3-A&G	7,205	5,684	(1,521)
Total	**88,952**	**45,796**	**(43,157)**
CASTEEL PROPERTY-BENEFITS		2,727	2,727
CASTEEL PROPERTY-NON GENERAL		6,816	6,816
Total		**9,543**	**9,543**
EXELON DEFIN AGRMT-ENG	15,000		(15,000)
Total	**15,000**		**(15,000)**
EXELON LAND/ROW-LEGAL	20,000		(20,000)
EXELON LAND/ROW-TRAVEL	8,000		(8,000)
EXELON LAND/ROW-MAT'L	20,000		(20,000)
EXELON LAND/ROW-REPAY	(98,000)		98,000

GUADALUPE-BLANCO RIVER AUTHORITY
CONSOLIDATED - WORKPLAN AND BUDGET
FISCAL YEAR ENDING AUGUST 31, 2011

	FY 2010 BUDGET	FY 2011 BUDGET	FY 2010-2011 DIFFERENCE
EXELON LAND/ROW-OTHER	50,000		(50,000)
GERONIMO CREEK WPP-STAFF	2,573	218	(2,355)
GERONIMO CREEK WPP-ENG	177,825	140,800	(37,025)
GERONIMO CREEK WPP-BENEFITS	7,891	7,918	27
GERONIMO CREEK WPP-TRAVEL	800	500	(300)
GERONIMO CREEK WPP-A&G	6,159	6,533	374
GERONIMO CREEK WPP-NON GEN EMP	16,674	19,578	2,904
GERONIMO CREEK WPP-REPAY	(216,125)		216,125
GERONIMO CREEK WPP-MISC	37,500	1,500	(36,000)
Total	**33,297**	**177,047**	**143,749**
KENDALL CO FEASIBILITY-ENG	135,250	20,000	(115,250)
KENDALL CO FEASIBILITY-BENEFIT	2,731	3,314	583
KENDALL CO FEASIBILITY-TRAVEL	250	200	(50)
KENDALL CO FEASIBILITY-A&G	2,132	2,734	603
KENDALL CO FEASIBILITY-NON GEN	6,661	8,285	1,624
KENDALL CO FEASIBILITY-REPAY	(76,500)		76,500
KENDALL CO FEASIBILITY-MISC	1,000	200	(800)
Total	**71,524**	**34,733**	**(36,791)**
COL CRK GAIN/LOSS STDY-ENG	10,000		(10,000)
Total	**10,000**		**(10,000)**
CAL CO DELTA MODELING-ENG	7,200		(7,200)
CAL CO DELTA MODELING-LEGAL	1,000		(1,000)
CAL CO DELTA MODELING-BENEFITS	906		(906)
CAL CO DELTA MODELING-TRAVEL	2,000		(2,000)
CAL CO DELTA MODELING-A&G	707		(707)
CAL CO DELTA MODELING-NON-GENE	2,209		(2,209)
Total	**14,022**		**(14,022)**
TCEQ EMERG ACTION PLAN-PROF FE	100,000	100,000	

GUADALUPE-BLANCO RIVER AUTHORITY
CONSOLIDATED - WORKPLAN AND BUDGET
FISCAL YEAR ENDING AUGUST 31, 2011

	FY 2010 BUDGET	FY 2011 BUDGET	FY 2010-2011 DIFFERENCE
Total	**100,000**	**100,000**	
BUD W/O-CLEAN RIVERS PROGRAM	(12,848)		12,848
BUD W/O-LOWER BASIN PROJECT	(58,208)		58,208
BUD W/O-LAKE MGMT	(49,269)		49,269
BUD W/O-WATER SUPPLY ALTERNAT	(148,687)		148,687
BUD W/O-GORGE	(74,184)		74,184
BUD W/O-MIDBASIN PROJECT	(117,425)		117,425
BUD W/O-SB1 PHASE 3	(81,535)		81,535
BUD W/O-JOHNSON RANC	(52,966)		52,966
BUD W/O-GERONIMO CREEK	(30,524)		30,524
BUD W/O-KENDALL CO FEASIBILITY	(65,562)		65,562
BUD W/O-INDUSTRIAL DEVEL PROJ	(34,375)		34,375
BUD W/O-SB3 ENVIRONMENTAL FLOW	(32,060)		32,060
BUD W/O-SB2 INSTREAM FLOWS	(27,500)		27,500
BUD W/O-GROUND WATER INVESTIGA	(20,655)		20,655
BUD W/O-BULVERDE AREA WW	(52,965)		52,965
BUD W/O-HAZARD MITIGATION-GUAD	(137,500)		137,500
BUD W/O-WATER RIGHTS	(6,875)		6,875
BUD W/O-MISC P/D	(144,811)		144,811
Total	**(1,147,949)**		**1,147,949**
TOTAL PROJECT DEVELOPMENT	**1,272,785**	**4,065,782**	**2,792,998**

GUADALUPE-BLANCO RIVER AUTHORITY
CONSOLIDATED - WORKPLAN AND BUDGET
FISCAL YEAR ENDING AUGUST 31, 2011

	FY 2010 BUDGET	FY 2011 BUDGET	FY 2010-2011 DIFFERENCE
WIP - OPERATING			
RIVER BEND FORCE MAIN-PROF FEE	10,000		(10,000)
RIVER BEND FORCE MAIN-CONST	35,000		(35,000)
RIVER BEND FORCE MAIN-MISC	5,000		(5,000)
Total	**50,000**		**(50,000)**
PIPE GALLERY LEAK REPAIR-SERVI	12,000		(12,000)
Total	**12,000**		**(12,000)**
HIGH SERVICE BLDG REPAIR-SERVI	9,000		(9,000)
Total	**9,000**		**(9,000)**
CLEARWELL #1 REHAB-SERVICE	6,000	11,000	5,000
Total	**6,000**	**11,000**	**5,000**
METER READING PRGM-SERVICE	11,400		(11,400)
Total	**11,400**		**(11,400)**
SCREENINGS COMPACTOR-SERVICE	10,000		(10,000)
SCREENINGS COMPACTOR-MAT'L	40,000		(40,000)
SCREENINGS COMPACTOR-MISC	1,000		(1,000)
Total	**51,000**		**(51,000)**
CAMPGROUND RESTROOM-EQUIP CHG	5,184		(5,184)
CAMPGROUND RESTROOM-SERVICE	1,500		(1,500)
CAMPGROUND RESTROOM-MATERIALS	8,640		(8,640)
Total	**15,324**		**(15,324)**
RAW STAT. STRM SHELTER-SERVICE	28,000	100,000	72,000
LKWD BOAT RAMP REHAB-REPAY		(75,000)	(75,000)

GUADALUPE-BLANCO RIVER AUTHORITY
CONSOLIDATED - WORKPLAN AND BUDGET
FISCAL YEAR ENDING AUGUST 31, 2011

	FY 2010 BUDGET	FY 2011 BUDGET	FY 2010-2011 DIFFERENCE
Total	**28,000**	**25,000**	**(3,000)**
ELECTRICIAN OFFICE EXPAN-SERVC		3,000	3,000
Total		**3,000**	**3,000**
REPLACE SCADA RTU-SUPERV	1,931	1,969	38
REPLACE SCADA RTU-LABOR	13,909	14,186	277
REPLACE SCADA RTU-BENEFITS	6,494	6,462	(32)
REPLACE SCADA RTU-SERVICE	25,000	25,000	
REPLACE SCADA RTU-A&G	5,069	5,331	262
REPLACE SCADA RTU-MATL	20,000	20,000	
Total	**72,403**	**72,948**	**545**
LEGEND POND DEV-STAFF	6,367		(6,367)
LEGEND POND DEV-SUPERV	2,312		(2,312)
LEGEND POND DEV-BENEFITS	3,558		(3,558)
LEGEND POND DEV-TRAVEL	1,500		(1,500)
LEGEND POND DEV-SERVICE	500		(500)
LEGEND POND DEV-A&G	2,777		(2,777)
LEGEND POND DEV-LEGAL	2,000		(2,000)
LEGEND POND DEV-PROF FEE	2,000	5,000	3,000
LEGEND POND DEV-CONST	10,000		(10,000)
LEGEND POND DEV-MATERIALS	500		(500)
LEGEND POND DEV-MISC/WRITE OFF	1,000		(1,000)
Total	**32,515**	**5,000**	**(27,515)**
WHITE WING SUBD WW-STAFF	4,730		(4,730)
WHITE WING SUBD WW-SUPERV	2,312		(2,312)
WHITE WING SUBD WW-BENEFITS	2,887		(2,887)
WHITE WING SUBD WW-TRAVEL	1,500	500	(1,000)
WHITE WING SUBD WW-SERVICE	500	500	
WHITE WING SUBD WW-A&G	2,253		(2,253)
WHITE WING SUBD WW-LEGAL	2,000		(2,000)
WHITE WING SUBD WW-PROF FEE	2,000	2,000	
WHITE WING SUBD WW-CONST	10,000	5,000	(5,000)
WHITE WING SUBD WW-MAT'L	500	500	
WHITE WING SUBD WW-MISC/W.OFF	1,000	1,000	

GUADALUPE-BLANCO RIVER AUTHORITY
CONSOLIDATED - WORKPLAN AND BUDGET
FISCAL YEAR ENDING AUGUST 31, 2011

	FY 2010 BUDGET	FY 2011 BUDGET	FY 2010-2011 DIFFERENCE
Total	**29,683**	**9,500**	**(20,183)**
RAW LINE REPLACEMENT-SERVICE		76,000	76,000
Total		**76,000**	**76,000**
SIPHON GATE IMPROVMTS-SERVICE	12,000	12,000	
Total	**12,000**	**12,000**	
CLARIFIER WEIRS-SERVICE	35,000		(35,000)
Total	**35,000**		**(35,000)**
CANYON PRK PLNT EXPAN-STAFF	13,872		(13,872)
CANYON PRK PLNT EXPAN-BENEFITS	5,688		(5,688)
CANYON PRK PLNT EXPAN-TRAVEL	1,500		(1,500)
CANYON PRK PLNT EXPAN-SERVICE	500		(500)
CANYON PRK PLNT EXPAN-A&G	4,439		(4,439)
CANYON PRK PLNT EXPAN-LEGAL	2,000		(2,000)
CANYON PRK PLNT EXPAN-PROF FEE	2,000		(2,000)
CANYON PRK PLNT EXPAN-CONST	20,000		(20,000)
CANYON PRK PLNT EXPAN-MAT'L	500		(500)
CANYON PRK PLNT EXPAN-MISC	1,000		(1,000)
Total	**51,499**		**(51,499)**
REHAB CLARIFIER- SERVICE		25,000	25,000
REHAB CLARIFIER- MAT'L		1,000	1,000
Total		**26,000**	**26,000**
CONTROL RM STRM SHUTTERS-TRAVE		100	100
CONTROL RM STRM SHUTTERS-SERVI		5,100	5,100
CONTROL RM STRM SHUTTERS-MAT'L		3,000	3,000
CONTROL RM STRM SHUTTERS-MISC		500	500

GUADALUPE-BLANCO RIVER AUTHORITY
CONSOLIDATED - WORKPLAN AND BUDGET
FISCAL YEAR ENDING AUGUST 31, 2011

	FY 2010 BUDGET	FY 2011 BUDGET	FY 2010-2011 DIFFERENCE
Total		**8,700**	**8,700**
RETROLIFT RW PUMP RAILS-SERVIC		38,482	38,482
Total		**38,482**	**38,482**
MIDTEX COLLECTION SYST-SUPERV		3,000	3,000
MIDTEX COLLECTION SYST-TRAVEL		700	700
MIDTEX COLLECTION SYST-MAT'L		95,201	95,201
Total		**98,901**	**98,901**
LAKESIDE PASS NORTH EXT-TRAVEL	1,500		(1,500)
LAKESIDE PASS NORTH EXT-SERVIC	500		(500)
LAKESIDE PASS NORTH EXT-LEGAL	500		(500)
LAKESIDE PASS NORTH EXT-PRO FE	10,000		(10,000)
LAKESIDE PASS NORTH EXT-CONST	80,000		(80,000)
LAKESIDE PASS NORTH EXT-MAT'L	500		(500)
LAKESIDE PASS NORTH EXT-MISC	1,500		(1,500)
Total	**94,500**		**(94,500)**
D.L.S. ERROSION REPAIRS-SERVIC	40,000	40,000	
D.L.S. ERROSION REPAIRS-PROF F	10,000	10,000	
D.L.S. ERROSION REPAIRS-MAT'L	25,000	25,000	
D.L.S. ERROSION REPAIRS-MISC	2,000	2,000	
Total	**77,000**	**77,000**	
DEMOLISH MEANS HOUSE-SUPERV	578		(578)
DEMOLISH MEANS HOUSE-LABOR	1,308		(1,308)
DEMOLISH MEANS HOUSE-BENEFITS	773		(773)
DEMOLISH MEANS HOUSE-A&G	603		(603)
Total	**3,263**		**(3,263)**
RPLC RAW LINE WELL 11TO3-MAT'L	50,000		(50,000)

GUADALUPE-BLANCO RIVER AUTHORITY
CONSOLIDATED - WORKPLAN AND BUDGET
FISCAL YEAR ENDING AUGUST 31, 2011

	FY 2010 BUDGET	FY 2011 BUDGET	FY 2010-2011 DIFFERENCE
Total	**50,000**		**(50,000)**
SPILLGATE STRUCT'L RPRS-SERVIC	155,000	155,000	
SPILLGATE STRUCT'L RPRS-PROF F	5,000	5,000	
SPILLGATE STRUCT'L RPRS-MAT'L	8,000	8,000	
SPILLGATE STRUCT'L RPRS-MISC	5,000	5,000	
Total	**173,000**	**173,000**	
R.O.C. CONCRETE PAD-SERVICE	8,000		(8,000)
Total	**8,000**		**(8,000)**
TOTAL WIP - OPERATING	**821,586**	**636,531**	**(185,055)**

GUADALUPE-BLANCO RIVER AUTHORITY
CONSOLIDATED - WORKPLAN AND BUDGET
FISCAL YEAR ENDING AUGUST 31, 2011

	FY 2010 BUDGET	FY 2011 BUDGET	FY 2010-2011 DIFFERENCE
WIP - CONSTRUCTION			
SUNFIELD IH35 DELIV PNT-TRAVEL	1,000		(1,000)
SUNFIELD IH35 DELIV PNT-SERVIC	250		(250)
SUNFIELD IH35 DELIV PNT-LEGAL	250		(250)
SUNFIELD IH35 DELIV PNT-PRO FE	1,000		(1,000)
SUNFIELD IH35 DELIV PNT-CONST	5,000		(5,000)
SUNFIELD IH35 DELIV PNT-MAT'L	500		(500)
SUNFIELD IH35 DELIV PNT-MISC	500		(500)
Total	**8,500**		**(8,500)**
PUMP STATION CONST-PROF FEE	85,000		(85,000)
Total	**85,000**		**(85,000)**
REGIONAL RAW WTR DS-STAFF	48,070	39,037	(9,033)
REGIONAL RAW WTR DS-SUPERV	9,422		(9,422)
REGIONAL RAW WTR DS-BENEFITS	23,572	15,615	(7,957)
REGIONAL RAW WTR DS-TRAVEL	5,000		(5,000)
REGIONAL RAW WTR DS-SERVICE	2,500		(2,500)
REGIONAL RAW WTR DS-A&G	18,397	12,882	(5,515)
REGIONAL RAW WTR DS-LEGAL	2,500		(2,500)
REGIONAL RAW WTR DS-PROF FEE	100,000		(100,000)
REGIONAL RAW WTR DS-CONST	900,000		(900,000)
REGIONAL RAW WTR DS-MATL	2,500		(2,500)
REGIONAL RAW WTR DS-MISC	5,000		(5,000)
Total	**1,116,961**	**67,534**	**(1,049,427)**
KYLE/MONARCH DELVRY PNTS-STAFF	2,046		(2,046)
KYLE/MONARCH DELVRY PNTS-BENFT	839		(839)
KYLE/MONARCH DELVRY PNTS-TRAVL		500	500
KYLE/MONARCH DELVRY PNTS-SERVI		250	250
KYLE/MONARCH DELVRY PNTS-A&G	655		(655)
KYLE/MONARCH DELVRY PNTS-LEGAL		250	250
KYLE/MONARCH DELVRY PNTS-MAT'L		500	500
KYLE/MONARCH DELVRY PNTS-MISC		500	500
Total	**3,540**	**2,000**	**(1,540)**
OASIS PUMP STATION-STAFF	32,076		(32,076)
OASIS PUMP STATION-SUPERV	8,668		(8,668)

GUADALUPE-BLANCO RIVER AUTHORITY
CONSOLIDATED - WORKPLAN AND BUDGET
FISCAL YEAR ENDING AUGUST 31, 2011

	FY 2010 BUDGET	FY 2011 BUDGET	FY 2010-2011 DIFFERENCE
OASIS PUMP STATION-BENEFIT	16,705		(16,705)
OASIS PUMP STATION-A&G	13,038		(13,038)
Total	**70,488**		**(70,488)**
CONST IH35 PIPELINE-STAFF	3,069		(3,069)
CONST IH35 PIPELINE-BENEFITS	1,258		(1,258)
CONST IH35 PIPELINE-A&G	982		(982)
Total	**5,310**		**(5,310)**
RIVER BEND PUMP STATION-TRAVEL		5,000	5,000
RIVER BEND PUMP STATION-SERVIC		1,000	1,000
RIVER BEND PUMP STATION-LEGAL		1,000	1,000
RIVER BEND PUMP STATION-PRO FE		20,000	20,000
RIVER BEND PUMP STATION-CONST		565,000	565,000
RIVER BEND PUMP STATION-MAT'L		2,500	2,500
RIVER BEND PUMP STATION-MISC		5,000	5,000
Total		**599,500**	**599,500**
TOTAL WIP - CONSTRUCTION	**1,289,799**	**669,034**	**(620,765)**

GUADALUPE-BLANCO RIVER AUTHORITY
CONSOLIDATED - WORKPLAN AND BUDGET
FISCAL YEAR ENDING AUGUST 31, 2011

	FY 2011 BUDGET
STRUCTURES & IMPROVEMENTS	
EMERGENCY GENERATOR COVER - CANYON PARK WWTP	2,000
STORAGE ROOM CONVERSION TO OFFICE - GENERAL DIVISION	10,000
STORAGE SHED - RUD SYSTEMS	2,200
Total STRUCTURES & IMPROVEMENTS	**14,200**
LABORATORY EQUIPMENT	
AUTOCLAVE - REGIONAL LAB	10,000
HOOD & VENT SYSTEM - REGIONAL LAB	8,000
REPLACEMENT OIL & GREASE UNIT - REGIONAL LAB	24,000
SEALER - REGIONAL LAB	4,000
Total LABORATORY EQUIPMENT	**46,000**
AUTO & HEAVY EQUIPMENT	
12" VALVE ON RIO CORDILLERA - CORDILLERA WDS	11,000
2 TON ELECTRIC HOIST - MS GUAD II DRIVES - WATER SALES	2,000
3/4 TON 4x4 TRUCK - GENERAL	28,500
4 WHEEL DRIVE TRUCK - WATER QUALITY	35,000
EQUIPMENT TRAILER - GATE WORK - G.V. HYDRO	5,000
EVAPORATOR SYSTEM FOR CIP WASTE - WESTERN CANYON WTP	85,000
METER READING SYSTEM - CORDILLERA & COMAL TRACE WDS	13,000
REPLACEMENT ALL TERRAIN VEHICLE - CALHOUN CANAL	7,000
REPLACEMENT TRUCK - RUD SYSTEMS	20,000
REPLACEMENT TRUCK - CALHOUN CANAL	32,000
TRUCK - COLETO CREEK RESERVOIR	22,000
TWO REPLACEMENT TRUCKS - G.V. HYDRO	35,000
Total AUTO & HEAVY EQUIPMENT	**295,500**

GUADALUPE-BLANCO RIVER AUTHORITY
CONSOLIDATED - WORKPLAN AND BUDGET
FISCAL YEAR ENDING AUGUST 31, 2011

	FY 2011 BUDGET
OFFICE FURN. & EQUIP.	
CONTROLL ROOM CHAIR - G.V. HYDRO	2,100
DELL SWITCHES UPGRADE - GENERAL	6,000
HP PLOTTER UPGRADE - GENERAL	10,000
MAIL & TERMINAL SERVER UPGRADE - GENERAL	15,000
NETWORK SECURITY & MANAGEMENT - GENERAL	20,000
SCANNER - REGIONAL LAB	2,000
TWO REPLACEMENT COMPUTERS - G.V. HYDRO	2,000
UTILITY BILLING APPLICATION - RURAL WATER	7,500
UTILITY BILLING CREDIT CARD EQUIP - GENERAL	2,000
Total OFFICE FURN. & EQUIP.	**66,600**
MISCELLANEOUS EQUIPMENT	
BACKUP NPW SYSTEM - LOCKHART WWTP	20,000
OUTBOARD BOAT MOTOR REPLACEMENT - G.V. HYDRO	2,500
SLUDGE DRYING BOX - SHADOW CREEK WWTP	30,000
Total MISCELLANEOUS EQUIPMENT	**52,500**
TOTAL CAPITAL ADDITIONS	**474,800**

General Division

The General Division office, located in Seguin, is home to the departments listed below. These departments furnish administrative, technical and support services to GBRA operating divisions under the direction of the General Manager. General Division revenues are derived from investments in eligible securities, and administrative and general charges to operating divisions.

Accounting and Finance is responsible for the preparation of GBRA's annual budget and five-year financial plan, financial reserves and debt service, investments, capital assets, procurement and risk management. It also provides accounts payable, receivable and payroll functions, human resource services, information technology support for all GBRA divisions, and coordinates GBRA's Industrial Development Corporation which provides low-interest loans to outside entities.

Engineering conducts hydrology and flow monitoring studies; assists with water and wastewater plant design services and process evaluation, monitors basin rainfall conditions including surface run-off for streams, rivers, lakes, and groundwater in the Guadalupe River Basin; coordinates with the National Weather Service River Forecast Center in Fort Worth; and provides assistance to emergency management coordinators and local officials during severe weather events.

Project Development coordinates project planning including contracts for services, permits, rights of way and special projects, and maintains contact with interested parties for water and wastewater projects; work with homeowner and land associations to enhance current lake management and flood response programs, and communicate these procedures to new residents and governmental entities. Project Engineering provides management oversight for the design, review and inspection services for GBRA facilities construction and installation.

Public Communications and Education develops and implements communications strategies to ensure that GBRA's mission, projects, services and initiatives are explained clearly and consistently. The goal is to foster a productive, mutually beneficial relationship between GBRA and the residents, businesses and schools in the Guadalupe River Basin, provide useful information through publications, news releases, and educational programs, and encourage public involvement in the river authority's decision-making process.

Business Development and Resource Management creates partnerships to support community and economic development; encourages stewardship of water resources and environmental protection; and builds relationships with community leaders to promote awareness of GBRA services, expand existing business activities and develop new opportunities.

Guadalupe-Blanco River Authority
General Division Organizational Chart

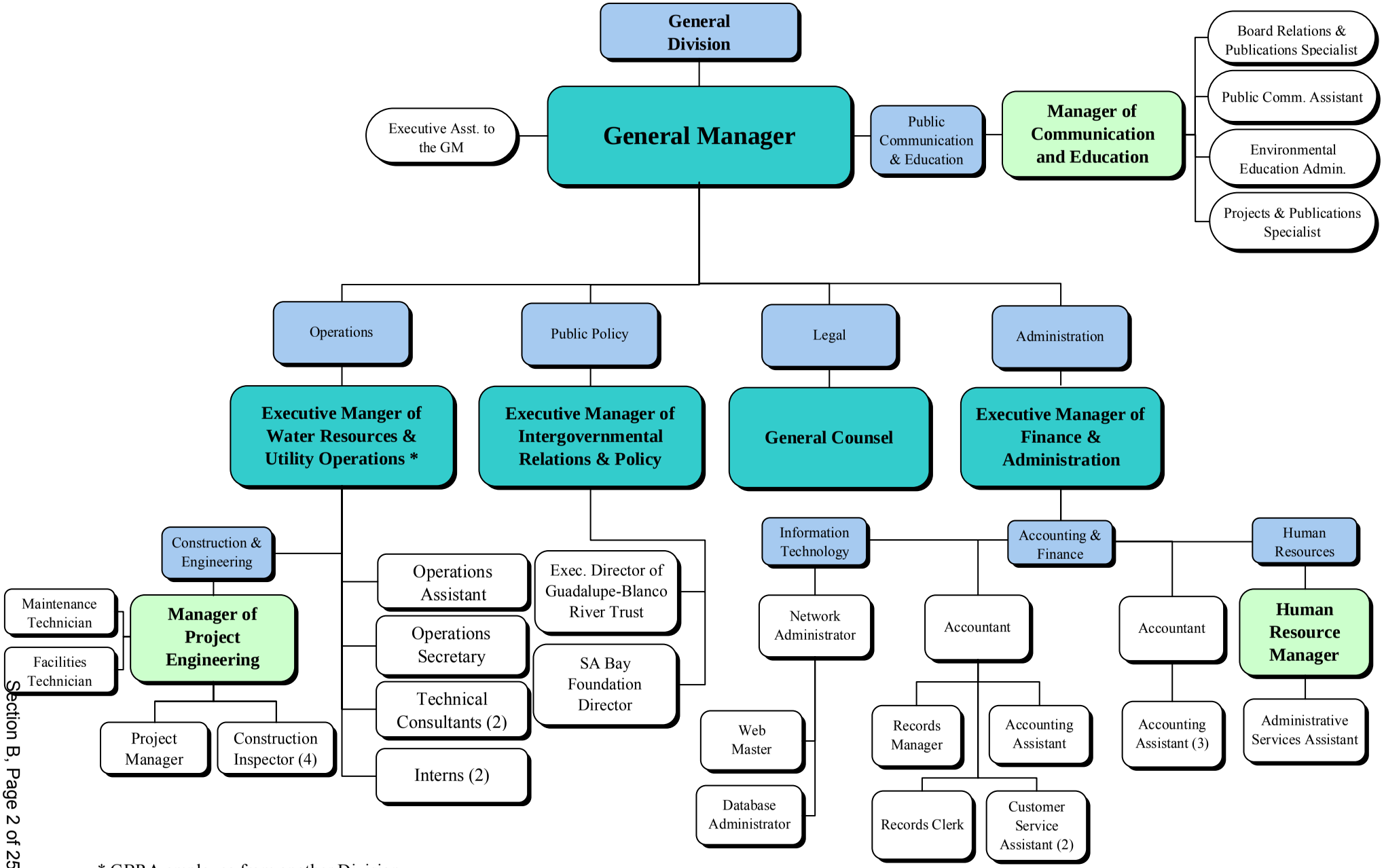

* GBRA employee from another Division

Staffing Summary

General	# of Authorized Positions (FTE)		
	2009	2010	2011
General Manager	1	1	1
Executive Manager of Finance & Administration	1	1	1
Executive Manager of Intergovernment Relations & Policy	1	1	1
General Counsel	1	1	1
Manager of Project Engineering	1	1	1
Manager of Communications & Education	1	1	1
Technical Consultant	2	2	2
SA Bay Foundation Director	---	---	1
Executive Director of Guadalupe Blanco River Trust	1	1	1
Human Resources Manager	1	1	1
Accountant	2	2	2
Executive Assistant to the General Manager	1	1	1
Network Administrator	1	1	1
Project Manager	1	1	1
Web Master	1	1	1
Database Administrator	1	1	1
Board Relations & Publications Specialist	1	1	1
Environmental Education Administrator	1	1	1
Facilities Technician	1	1	1
Operations Assistant	1	1	1
Projects & Publications Specialist	1	1	1
Accounting Assistant	4	4	4
Construction Inspector	4	4	4
Records Manager	1	1	1
Administrative Services Assistant	1	1	1
Maintenance Technician	1	1	1
Customer Service Assistant	2	2	2
Operations Secretary	1	1	1
Public Communications Assistant	1	1	1
Records Clerk	1	1	1
Intern	2	2	2
Total	**40**	**40**	**41**

Changes from FY 2009 to FY 2010
Personnel Administratiion Coordinator title was changed to Human Resources Manager.
Trust Conservation Specialist title was changed to Executive Director of Guadalupe-Blanco River Trust.
Trust Coordinator title was changed to Projects & Grants Specialist.
Changes from FY 2010 to FY 2011
1-SA Bay Foundation Director position was added.
Board Relations Assistant title was changed to Board Relations & Publications Specialist.
Education Coordinator title ws changed to Environmental Education Administrator.
Projects & Grants Specialist title was changed to Projects & Publications Specialist.

Budget Summary

Division: **General**

Description

The General Division provides administrative, technical, and support services to GBRA's operating divisions in a variety of areas including accounting and finance, customer and public communications, records management, engineering, construction supervision, human resources, governing board matters and information technology. General Division revenues are derived from investments in eligible securities as well as administrative and general (A&G) charges to operating divisions. These A&G charges recover the administrative expenses, which the General Division incurs on behalf of each operating division.

Objectives

The following objectives are the division's operating plan in working toward the goals and objectives as outlined in the mission statement.

WATER RESOURCE MANAGEMENT GOAL

Finance & Administration

To … maintain accurate and reliable accounting records with five or fewer year-end audit adjustments, thereby providing the necessary foundation for sound financial decisions throughout the year.

To … examine each division emphasizing employee growth and development.

Administrative & Economic Development

To … solicit constituent input for developing and implementing basin-wide water related initiatives.

Engineering

To … conduct an upper and a lower basin workshop with Emergency Management Coordinators and Flood Plain Administrators throughout the Guadalupe Basin.

Project Development

To ... assist in facilitating the planning and customer support development of additional water sources for the basin.

To ... continue to develop the regional wastewater treatment facilities for the Bulverde area of Comal County.

To … continue to develop retail water and wastewater service operations for the planned development of Johnson Ranch.

To … explore long-term regional wastewater treatment programs with in-district customers.

To … develop retail water and wastewater services through the application and approvals of certificates of convenience and necessity.

To … explore potential water and wastewater treatment supply services for the City of Wimberley.

To ... explore long-term regional water supply programs through participation in the Senate Bill One Program, the Letter of Intent, South Texas Water Alliance and other regional cooperative efforts.

To ... educate the public on water supply, recreation, water quality and other related issues by conducting an annual customer briefings.

To ... maintain active files of water conservation plans for each city above 5,000 population in the District and to assist other entities in the development of drought contingency plans.

To … investigate the development of groundwater sources and the purchase of surface water rights to improve the reliability, delivery, and supply of water in the District.

Public Communication and Education

To … support communication outreach regarding the continuation of environmental studies in the lower Guadalupe watershed and other efforts to promote regional water planning policies and projects.

To … assist other GBRA divisions with education and public communication for new water supply projects.

To … provide enhancements to the GBRA website, including an education section for teachers and students.

To … provide basin school districts with environmental information and project assistance.

Water Policy

To … design policies and prepare the necessary legislation to implement the Lower Guadalupe Water Supply Project in coordination with our partners.

WATER QUALITY GOAL

Finance & Administration

To … print monthly public awareness messages on each of GBRA's billings to water and wastewater retail and wholesale customers promoting the understanding of water quality issues.

Engineering

To … assist with the Clean Rivers Program activities to include GIS mapping, flow measurements, and working on special projects.

Project Development

To ... work with all entities to reduce nutrients entering the Guadalupe River.

To … conduct regional water and wastewater studies and to develop partnerships for resource protection.

To … operate existing wastewater treatment facilities for the Village of Wimberley, and to solicit service agreements and development agreements necessary to develop, permit and construct expanded facilities for service to the Wimberley area of Hays County.

Public Communication and Education

To … produce communications that emphasize GBRA's role in basin-wide water quality testing and management, including how to prevent water pollution and protect water quality.

To ... add content to the GBRA website that highlights GBRA water treatment and wastewater treatment facilities and their role in protecting water quality.

To … continue to assist with production of Consumer Confidence Reports (CCR's).

To … have GBRA's Communications and Education Department with the Clean Rivers Program, provide tours of GBRA facilities, and create materials for teachers that promote appreciation and awareness of water quality issues.

To … update and enhance displays and water shed models that promote awareness of GBRA and water-related issues.

Water Policy

To … design policies and prepare any required legislation to assist in maintaining the Guadalupe River as one of the most pristine rivers in Texas.

PUBLIC SERVICES GOAL

Finance & Administration

To … participate in four public service events, such as River Cleanups, Career Days, Volunteer Program and Science Fairs.

To … update telephone public service messages to provide current information to customers.

To … stay abreast of the current laws to maintain compliance with the Public Information Act.

Administrative & Economic Development

To … implement a program that encourages all of GBRA's employees to be active in their respective communities. This program may include a means of recognizing employees for their contributions to their communities as well as economic development and tourism programs.

Engineering

To … cooperate with the National Weather Service and other agencies in hosting public meetings or forums after major flood events to further public education and flood awareness.

Project Development

To … continue to conduct lake management meetings, to address issues impacting area lakes.

To ... update flood preparedness plans, and to continue to educate the public on flood-related issues along the hydroelectric lakes.

To … conduct workshops for area recreation "outfitters", chambers of commerce, business interests, and local officials on the operation of Canyon Reservoir and recreation use.

To … distribute a Technical Assistance Video and Prospectus to develop new water and wastewater services and projects and to expand public awareness of GBRA's technical expertise.

Public Communication and Education

To … continue to provide publicity and staff support for public service projects, meetings and forums, including an annual workshop for area recreation constituents.

To … produce news releases, literature, handouts and other materials that will help the public better understand water and environmental issues.

To … continue the telephone public service message project by regularly updating GBRA scripts for callers 'on hold'.

Water Policy

To … develop GBRA policies with the input of our customers.

ECONOMIC DEVELOPMENT GOAL

Finance & Administration
To … educate all GBRA divisions on the use of Historically Underutilized Businesses (HUBs) and purchases through the General Services Commission.

Administrative & Economic Development
To ... implement the GBRA economic development program as approved by the GBRA Board of Directors.

To … develop relationships with each community's economic development and tourism leaders and offer GBRA assistance.

To … assist communities with corporate recruitment and retention.

Engineering
To … participate in the development of GIS systems to avoid duplication of effort on GBRA's GIS system.

Project Development
To … develop cooperative agreements with local governmental entities for cost sharing of joint projects for local water and wastewater facilities.

Public Communication and Education
To … assist Economic Development and other departments with publicity and public communications regarding community programs, projects and GBRA's contributions in those areas.

To … support the Canyon Gorge project by assisting with docent training and providing tours for members of the education and higher education communities.

To … assist with updating Power Point presentations on each GBRA division for local service club programs and development of new business opportunities for GBRA.

Water Policy
To … assist other departments to meet economic development goals as needed.

TECHNICAL ASSISTANCE AND SUPPORT GOAL

Finance & Administration
To … participate in at least two personal development training courses.

To … annually review & update the disaster recovery plan for the data processing system.

To … enhance the level of knowledge, development and expertise of the employees by providing a formalized training program.

Administrative & Economic Development
To … maintain updated profiles for each community by taking inventory of each community's assets, thus providing core information for corporate recruitment.

Engineering
To … continue to provide interpretation of flood plain hydrology and other technical support for flood plain administrators within the District, as needed, to ensure local communities have the means to administer an effective flood plain management program.

To … attend at least one professional and/or technical training program per year by each employee as needed to maintain professional/technical certification and/or to obtain professional goals and proficiency.

Project Development
To … develop the GBRA-you program for coordination of training for use by GBRA and local utilities for water and utility safety training, regulatory updates, and technical education.

Public Communication and Education
To … continue updating the public communication portion of the GBRA database, update the training manual and provide training and current information on all contacts, thus eliminating the need for the maintenance of separate mailing lists.

To … continue enhancement of the GBRA website by working with the Web Master to update existing content and to continue to develop new materials such as educational flash animation and video clips.

To … acquire in coordination with the Chief Engineer and Information Technology staff, the appropriate software for introductory and intermediate level Geographic Information System production.

Water Policy
To … assist other departments to meet technical assistance and support goals as needed.

COMMUNICATION AND EDUCATION

Finance & Administration

To … continue to prepare an annual budget program meeting the high standards of the Government Finance Officers Association that accurately conveys GBRA's short and long-term role in major water related issues.

To ... utilize the comment section of employee payroll checks to educate employees on GBRA programs and resources.

To … expand the accounting program accessibility throughout the organization.

To … foster a positive and supportive working environment by being responsive and sensitive to the individual needs of employees.

To … be a liaison with benefit insurers and communicate benefits to employees.

Engineering

To … develop additional water resources poster to use with existing educational programs.

Project Development

To … cultivate a positive image of GBRA by participation in community, public, and association activities and by serving as a reference for programs and provide research assistance.

To ... develop a water education program for students throughout the district to learn more about water related issues, specifically as they relate to GBRA operations and careers.

To ... develop a GBRA speaker's bureau to inform the public of GBRA projects, services, and water related issues.

Public Communication and Education

To … help foster a positive public image of GBRA, including producing literature and materials to increase public awareness of mission and programs.

To … take GBRA to civic and community leaders, and participate in public cooperative projects such as Earth Day activities and other events.

To … work with Basin schools by providing water-related programs and lessons, update GBRA's elementary and secondary water-related curricula as needed, and continue to provide teacher training and workshops.

To … begin development of plans for an Upper Basin Learning Center to exemplify appreciation and understanding of cultural resources and water resource stewardship.

To … acquire the appropriate Geographic Information System software, and in coordination with the Chief Engineer, begin assisting GBRA divisions by producing basic GIS maps.

Water Policy

To … communicate GBRA policies throughout the District.

Budget Summary

REVENUES - General

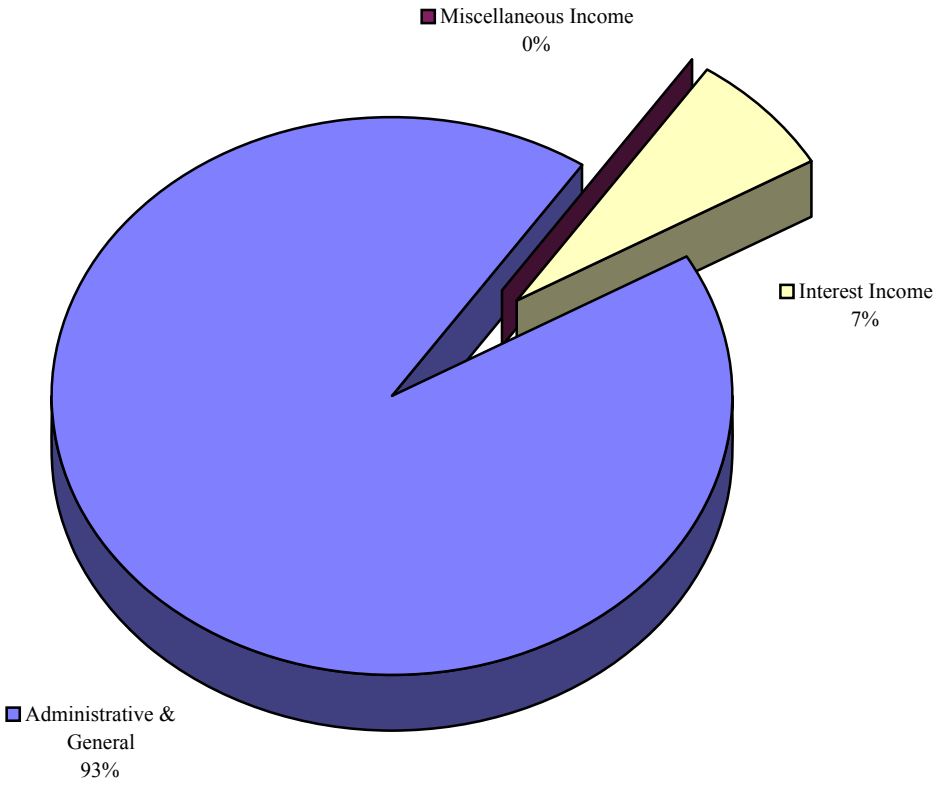

Revenues	FY 2009 Actual	FY 2010 Budget	FY 2011 Budget
Pollution & Industrial Financing			
Power Sales			
Water Sales & Lake Operations			
Recreation & Land Use			
Wastewater Services			
Laboratory Services			
Rentals			
Administrative & General	2,432,480	2,597,540	2,531,158
Miscellaneous Income	90,050	40,000	
Total Operating Revenue	**2,522,530**	**2,637,540**	**2,531,158**
Interest Income	224,790	271,200	198,300
Grand Total Revenues	**2,747,320**	**2,908,740**	**2,729,458**

Budget Summary

EXPENSES - General

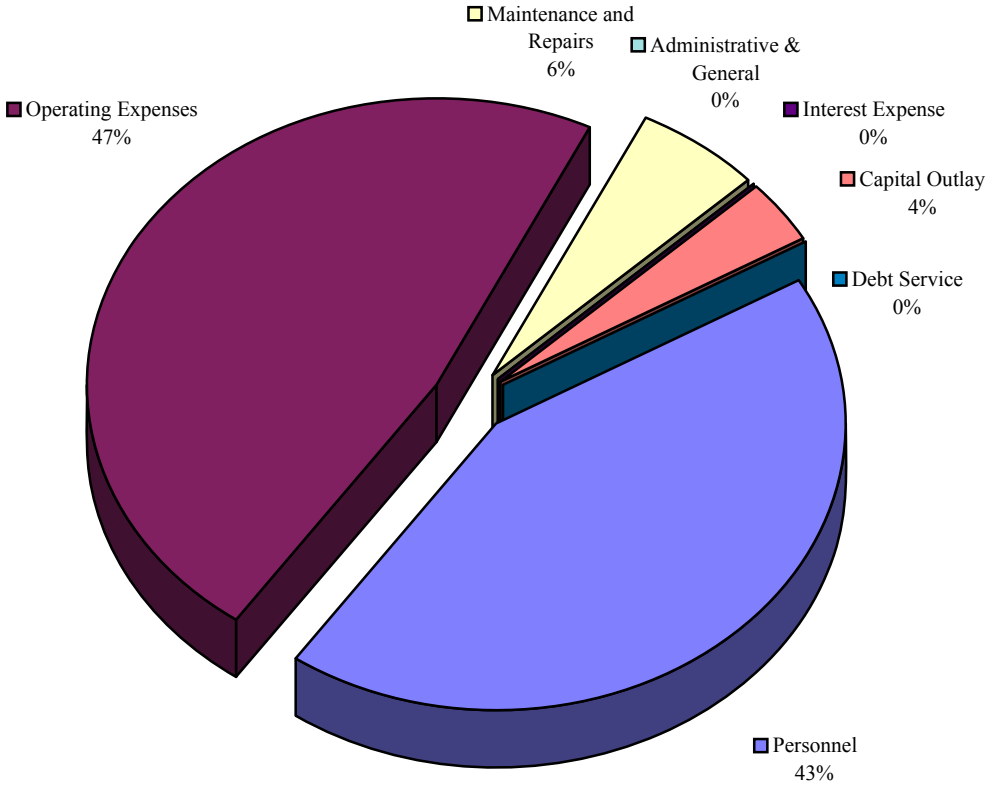

Expenses	FY 2009 Actual	FY 2010 Budget	FY 2011 Budget
Personnel	1,053,019	1,145,352	1,118,454
Operating Expenses	913,065	1,226,122	1,234,047
Maintenance and Repairs	95,825	154,285	151,700
Administrative & General			
Total Operating Expenses	**2,061,909**	**2,525,759**	**2,504,201**
Interest Expense			
Capital Outlay	530,056	68,950	91,500
Debt Service			
Grand Total Expenses	**2,591,964**	**2,594,709**	**2,595,701**

General Division
Operating Plan for Fiscal Year Ending 8/31/11

BACKGROUND

The General Division of GBRA provides administrative, technical, and support services to each of GBRA's operating divisions. Within this broad effort, the Division provides such services as accounting, finance, cash management, risk management, engineering, construction supervision, hydrology, project planning, permit acquisition, land acquisition, public communication, and public education.

The General Division employs approximately 30 employees who work within GBRA's Seguin business office. These employees work under the supervision of the General Manager.

REVENUE SOURCES AND TRENDS

The General Division receives approximately 93% of its revenue from administrative charges to GBRA's operating divisions. These charges represent a reimbursement of costs the General Division incurs in providing the support services discussed above. Most of the remainder of the Division's revenue is from interest on investments in the amount of $198,300.

The total revenue budgeted for the General Division in FY 2011 is approximately 6% less than the previous year. Approximately one-third of this decrease is respectively from the following: (1) a reduction in A&G income due to the City of Victoria assuming operation of the Victoria Wastewater Plants effective 01/01/2011, (2) a reduction in the reimbursement received from the GBR Trust, and (3) a reduction in interest income due to continued low interest rates on investments.

CAPITAL ADDITIONS AND OPERATING EXPENDITURES

The work plan for FY 2011 includes a projected 1% decrease in total budgeted operating and maintenance expenditures. The largest single cost component of the Division budget is personnel costs at $1,118,455. This cost represents nearly 45% of the division's total operating budget. Other significant expenditures in FY 2011 are for power and utilities at $103,500, professional fees at $351,195 and computer supplies, services and software costs at $152,570.

FUND BALANCE

Funds for the above operating expenditures will be received from the administrative charges that the General Division bills to GBRA's operating divisions, construction projects and development projects.

In summary, GBRA anticipates that revenue less the operating and capital expenditures that are shown in the following pages will result in the Division's fund balance increasing by $85,814. However, some of GBRA's operating divisions will require some financial assistance in the form of interfund loans from the General Division in the amount of $350,000 while other divisions will repay $377,004 of interfund loans received in prior years. Therefore, the availability of funding within the General Division should increase by a net amount of $112,818. Consistent with GBRA's five year financial plan, this added General Division funding helps GBRA better manage financial contingencies as they occur and to assist the start up of new services for GBRA's constituents.

GUADALUPE-BLANCO RIVER AUTHORITY
WORKPLAN AND BUDGET
FISCAL YEAR ENDING AUGUST 31, 2011

010 - GENERAL

	FY 2010 BUDGET	FY 2011 BUDGET	FY 2010-2011 DIFFERENCE
OPERATING REVENUES			
ADMIN & GEN INCOME:			
A & G - OPERATIONS	2,389,700	2,310,167	(79,533)
A & G - CONSTRUCTION	33,073	12,882	(20,191)
A & G - PROJECT DEVELOP.	174,767	208,109	33,341
Total ADMIN & GEN INCOME	**2,597,540**	**2,531,158**	**(66,382)**
MISCELLANEOUS INCOME:			
MISCELLANEOUS REVENUES	40,000		(40,000)
Total MISCELLANEOUS INCOME	**40,000**		**(40,000)**
TOTAL OPERATING REVENUES	**2,637,540**	**2,531,158**	**(106,382)**
OPERATING EXPENSES			
SUPERVISION	480,076	481,341	1,265
LABOR	235,728	249,664	13,936
Total OPERATING SALARIES & WAGES	**715,804**	**731,006**	**15,201**
DIRECTOR'S FEES & EXPENSES:			
DIRECTORS' FEES	30,000	30,000	
DIRECTORS' EXPENSES	25,000	25,000	
DIR. FEES-LEGISLATIVE ADV	2,000	2,000	
DIR. EXPS-LEGISLATIVE ADV	2,000	2,000	
DIRECTORS' ADM. EXPS.	16,500	16,500	
Total DIRECTOR'S FEES & EXPENSES	**75,500**	**75,500**	
EMPLOYEE EXPENSES & BENEFITS:			
EMPLOYEES' TRAVEL	16,825	18,700	1,875
EMP. TRVL-LEGISLATIVE ADV	1,200	1,200	
EMPLOYEE BENEFITS	327,804	313,873	(13,932)
Total EMPLOYEE EXPENSES & BENEFITS	**345,829**	**333,773**	**(12,057)**
OPERATING SUPPLIES & SERVICES:			
AUTO OPERATING EXPENSES	16,000	17,000	1,000
BUILDING RENTAL	186,600	186,600	
GBR TRUST EXPENSES	36,000	50,000	14,000
PUBLIC INFORMATION	7,500	7,500	

GUADALUPE-BLANCO RIVER AUTHORITY
WORKPLAN AND BUDGET
FISCAL YEAR ENDING AUGUST 31, 2011

010 - GENERAL

	FY 2010 BUDGET	FY 2011 BUDGET	FY 2010-2011 DIFFERENCE
LEGISLATIVE ADVOCACY	8,000	8,000	
PC-MEDIA EXPENSES	1,000	3,000	2,000
PC-SPECIAL PROJECTS	2,500	18,000	15,500
PC-ANNUAL FINANCIAL REPORT	20,000	20,000	
PC-PROMOTIONAL MATERIAL	5,000	5,000	
PC-GBRA HISTORY PROJECT	1,000	1,000	
DUES AND MEMBERSHIPS	8,000	8,000	
DUES-LEGISLATIVE ADVOCACY	1,000	1,000	
PUBLICATIONS AND BOOKS	10,000	10,000	
SMALL TOOLS EXPENSE	240	240	
EMPLOYEE RELATIONS	15,000	15,000	
EMP VOLUNTEER PROGRAM	30,000	30,000	
OUTREACH PROGRAM	2,000	2,000	
UNIFORMS AND LAUNDRY	3,500	3,500	
TRAINING EXPENSES	19,675	20,950	1,275
SAFETY & EMERG. EXPENSES	4,000	4,000	
POWER AND UTILITIES	103,500	103,500	
PROFESSIONAL FEES	230,125	232,125	2,000
PROF. FEES-LEGIS. ADVOC.	119,070	119,070	
COMMUNICATIONS	18,000	18,000	
OFFICE SUPPLIES & EXPENSES	30,600	31,700	1,100
COMPUTER SUPPLIES & SERVICE	125,920	112,570	(13,350)
OFFICE SERVICES	11,300	11,300	
KITCHEN & JANITOR SUPPLY	5,800	5,800	
POSTAL EXPENSES	13,150	13,150	
REPRODUCTION/DUPLICATING	27,500	27,500	
OFFICE DECOR	5,000	4,000	(1,000)
RECORDS MANAGEMENT	15,300	15,300	
GRAPHICS SUPPLIES	2,000	2,500	500
SOFTWARE EXPENSES	55,000	40,000	(15,000)
STORAGE EXPENSE	1,200	1,000	(200)
BANK SERVICE FEES	4,000	6,500	2,500
INSURANCE EXPENSE	35,342	35,342	
MISCELLANEOUS EXPENSES	20,000	20,000	
Total OPERATING SUPPLIES & SERVICES	**1,199,822**	**1,210,147**	**10,325**
MAINTENANCE & REPAIR			
LABOR	83,719	53,676	(30,043)
MATERIAL	23,285	22,700	(585)

GUADALUPE-BLANCO RIVER AUTHORITY
WORKPLAN AND BUDGET
FISCAL YEAR ENDING AUGUST 31, 2011

010 - GENERAL

	FY 2010 BUDGET	FY 2011 BUDGET	FY 2010-2011 DIFFERENCE
SERVICES	131,000	129,000	(2,000)
Total MAINTENANCE & REPAIR	**238,004**	**205,376**	**(32,628)**
CREDITS:			
EQUIPMENT USE CREDITS	(49,200)	(51,600)	(2,400)
Total CREDITS	**(49,200)**	**(51,600)**	**(2,400)**
TOTAL OPERATING & MAINTENANCE	**2,525,759**	**2,504,201**	**(21,558)**
TOTAL OPERATING EXPENSES	**2,525,759**	**2,504,201**	**(21,558)**
NET OPERATING INCOME	**111,781**	**26,957**	**(84,824)**

GUADALUPE-BLANCO RIVER AUTHORITY
WORKPLAN AND BUDGET
FISCAL YEAR ENDING AUGUST 31, 2011

010 - GENERAL

	FY 2010 BUDGET	FY 2011 BUDGET	FY 2010-2011 DIFFERENCE
OPERATING REVENUES	2,637,540	2,531,158	(106,382)
OPERATING EXPENSES	(2,525,759)	(2,504,201)	21,558
NET OPERATING INCOME	**111,781**	**26,957**	**(84,824)**
NON-OPERATING REVENUES (EXPENSES)			
INTEREST INCOME:			
INT ON OPERATING FUNDS	240,000	168,000	(72,000)
INT ON NOW ACCTS	600	600	
INT ON RESTRICTED FUND	1,200	1,200	
INT ON INSURANCE FUND	25,200	25,200	
INT ON HEALTH INS. FUND	600	120	(480)
INT-PROP RESERVE	3,600	3,180	(420)
Total INTEREST INCOME	**271,200**	**198,300**	**(72,900)**
TOTAL NON-OPERATING REVENUES (EXPENSES)	**271,200**	**198,300**	**(72,900)**
CHANGE IN NET ASSETS	**382,981**	**225,257**	**(157,724)**
INTERFUND LOANS			
HYDRO GEN LOANS REPAID	67,500	350,000	282,500
WIMBERLEY WWTP LOANS REPAID	20,000	20,004	4
CANAL LOANS REPAID	450,000		(450,000)
COLETO CRK REC LOANS REPA	11,000	7,000	(4,000)
Total INTERFUND LOANS	**548,500**	**377,004**	**(171,496)**
DEBT CAPITAL			
TOTAL FUNDS AVAILABLE	**931,481**	**602,261**	**(329,220)**
PURCHASES OF FIXED ASSETS			
STRUCTURES & IMPROVEMENTS		10,000	10,000
AUTO & HEAVY EQUIPMENT	49,950	28,500	(21,450)
OFFICE FURN & EQUIPMENT	19,000	53,000	34,000
Total PURCHASES OF FIXED ASSETS	**68,950**	**91,500**	**22,550**
WORK IN PROGRESS			

GUADALUPE-BLANCO RIVER AUTHORITY
WORKPLAN AND BUDGET
FISCAL YEAR ENDING AUGUST 31, 2011

010 - GENERAL

	FY 2010 BUDGET	FY 2011 BUDGET	FY 2010-2011 DIFFERENCE
WIP-OPERATING		8,700	8,700
Total WORK IN PROGRESS		**8,700**	**8,700**
CHANGE IN RESTRICTED FUNDS	**30,600**	**29,700**	**(900)**
INTERFUND LOANS:			
CONSTRUCTION LOANS MADE	620,000	350,000	(270,000)
Total INTERFUND LOANS	**620,000**	**350,000**	**(270,000)**
PROJECT DEVELOPMENT		**9,543**	**9,543**
DEBT SERVICE			
TOTAL FUNDS APPLIED	**719,550**	**489,443**	**(230,107)**
NET CHANGE IN FUND BALANCE	**211,931**	**112,818**	**(99,113)**

GUADALUPE-BLANCO RIVER AUTHORITY
WORKPLAN AND BUDGET
FISCAL YEAR ENDING AUGUST 31, 2011

010 - GENERAL

	FY 2010 BUDGET	FY 2011 BUDGET	FY 2010-2011 DIFFERENCE
SALARIES & WAGES DETAIL			
SUPERVISION:			
SUPERVISION	417,956	391,840	(26,116)
SUP- SAFETY & TRAINING	2,861	4,616	1,755
SUP- LEGISLATIVE ADVOCACY	2,104	2,311	207
SUP- EMPLOYEE RELATIONS	707	241	(467)
SUP- GBR TRUST	56,448	82,334	25,887
Total SUPERVISION	**480,076**	**481,341**	**1,265**
OPERATING LABOR:			
CLERICAL	203,563	240,830	37,267
REG- SAFETY & TRAINING	3,899	3,216	(683)
CLR- EMPLOYEE RELATIONS	1,589	1,179	(410)
CLR- GBR TRUST	21,739	986	(20,753)
OVT- CLERICAL LABOR	4,596	3,104	(1,492)
OVT- SPECIAL PROJECTS	342	349	7
Total OPERATING LABOR	**235,728**	**249,664**	**13,936**
MAINTENANCE & REPAIR			
M&R-LABOR:			
REG/LBR- GENERAL OFFICE	83,719	34,205	(49,513)
REG/LBR- AIR CONDITIONING		2,631	2,631
REG/LBR- ELECTRICAL		13,156	13,156
REG/LBR- OFFICE EQP,FURN.		1,052	1,052
REG/LBR- YARD		2,631	2,631
Total M&R-LABOR	**83,719**	**53,676**	**(30,043)**
Total MAINTENANCE & REPAIR	**83,719**	**53,676**	**(30,043)**
WORK IN PROGRESS			
PROJECT DEVELOPMENT			
PD-SUPERVISION & LABOR:			
CASTEEL PROPERTY-NON GENERAL		6,816	6,816
Total PD-SUPERVISION & LABOR		**6,816**	**6,816**
Total PROJECT DEVELOPMENT		**6,816**	**6,816**
TOTAL SALARIES & WAGES	**799,523**	**791,498**	**(8,025)**

GUADALUPE-BLANCO RIVER AUTHORITY
WORKPLAN AND BUDGET
FISCAL YEAR ENDING AUGUST 31, 2011

010 - GENERAL

	FY 2010 BUDGET	FY 2011 BUDGET	FY 2010-2011 DIFFERENCE
MAINTENANCE & REPAIR DETAIL			
LABOR:			
REG/LBR- GENERAL OFFICE	83,719	34,205	(49,513)
REG/LBR- AIR CONDITIONING		2,631	2,631
REG/LBR- ELECTRICAL		13,156	13,156
REG/LBR- OFFICE EQP,FURN.		1,052	1,052
REG/LBR- YARD		2,631	2,631
Total LABOR	**83,719**	**53,676**	**(30,043)**
MATERIAL:			
M&R/MAT- GENERAL OFFICE	4,000	4,000	
M&R/MAT- AIR CONDITIONING	4,000	4,000	
M&R/MAT- ELECTRICAL	3,000	3,000	
M&R/MAT- OFFICE EQP,FURN.	1,500	1,500	
M&R/MAT- YARD	7,000	7,000	
M&R/MAT- POND	1,200	1,200	
M&R/MAT- SEDANS	500	500	
M&R/MAT- OFFICE PLUMBING	1,000	1,000	
M&R/MAT- OTHER	1,085	500	(585)
Total MATERIAL	**23,285**	**22,700**	**(585)**
SERVICES:			
M&R/SER- GENERAL OFFICE	50,000	50,000	
M&R/SER- AIR CONDITIONING	7,000	9,000	2,000
M&R/SER- ELECTRICAL	500	500	
M&R/SER- OFFICE EQP,FURN.	5,000	5,000	
M&R/SER- YARD	50,000	50,000	
M&R/SER- POND	1,000	1,000	
M&R/SER- SEDANS	5,000	5,000	
M&R/SER- OFFICE PLUMBING	3,500	3,500	
M&R/SER- OTHER	9,000	5,000	(4,000)
Total SERVICES	**131,000**	**129,000**	**(2,000)**
TOTAL MAINTENANCE & REPAIR	**238,004**	**205,376**	**(32,628)**

GUADALUPE-BLANCO RIVER AUTHORITY
WORKPLAN AND BUDGET
FISCAL YEAR ENDING AUGUST 31, 2011

010 - GENERAL

	FY 2010 BUDGET	FY 2011 BUDGET	FY 2010-2011 DIFFERENCE
PROJECT DEVELOPMENT			
CASTEEL PROPERTY-BENEFITS		2,727	2,727
CASTEEL PROPERTY-NON GENERAL		6,816	6,816
Total		**9,543**	**9,543**
TOTAL PROJECT DEVELOPMENT		**9,543**	**9,543**

GUADALUPE-BLANCO RIVER AUTHORITY
WORKPLAN AND BUDGET
FISCAL YEAR ENDING AUGUST 31, 2011

010 - GENERAL

	FY 2010 BUDGET	FY 2011 BUDGET	FY 2010-2011 DIFFERENCE
WIP - OPERATING			
CONTROL RM STRM SHUTTERS-TRAVE		100	100
CONTROL RM STRM SHUTTERS-SERVI		5,100	5,100
CONTROL RM STRM SHUTTERS-MAT'L		3,000	3,000
CONTROL RM STRM SHUTTERS-MISC		500	500
Total		**8,700**	**8,700**
TOTAL WIP - OPERATING		**8,700**	**8,700**

GUADALUPE-BLANCO RIVER AUTHORITY
WORKPLAN AND BUDGET
FISCAL YEAR ENDING AUGUST 31, 2011

GENERAL

	FY 2011 BUDGET
STRUCTURES & IMPROVEMENTS	
STORAGE ROOM CONVERSION TO OFFICE	10,000
Total STRUCTURES & IMPROVEMENTS	**10,000**
AUTO & HEAVY EQUIPMENT	
3/4 TON 4x4 TRUCK	28,500
Total AUTO & HEAVY EQUIPMENT	**28,500**
OFFICE FURN. & EQUIP.	
DELL SWITCHES UPGRADE	6,000
HP PLOTTER UPGRADE	10,000
MAIL & TERMINAL SERVER UPGRADE	15,000
NETWORK SECURITY & MANAGEMENT	20,000
UTILITY BILLING CREDIT CARD EQUIP	2,000
Total OFFICE FURN. & EQUIP.	**53,000**
TOTAL CAPITAL ADDITIONS	**91,500**

Guadalupe Valley Hydroelectric

This division operates six hydroelectric plants located in Guadalupe and Gonzales counties that generate electricity for the Guadalupe Valley Electric Cooperative (GVEC). Using state of the art technology, including a microwave communication system, Seguin Control Room personnel are able to continuously monitor and operate all six hydro plants. The six hydroelectric dams are located at Lake Dunlap, Lake McQueeney, Lake Nolte and Lake Placid in Guadalupe County and at Lakes H-4 (Lake Gonzales) and H-5 (Lake Wood) in Gonzales County.

GBRA Purchase Date: 1963 (purchased hydro plants from the Texas Power Corporation and the Texas Hydro-Electric Corporation).

In addition to providing maintenance and operating functions for both the Guadalupe Valley Hydroelectric Division and the Canyon Hydroelectric Division, division employees also:

Monitor changing weather conditions and river flows for operation of dams during high rainfall events.
Furnish rainfall data to GBRA staff and local emergency management coordinators.
Provide electrical, steel fabrication, equipment repair and technical support services to other divisions.
Offer a variety of public service programs including a controlled canal environment for EMS dive and rescue training.

- Service Provided: Hydroelectric Generation
- Location: Guadalupe/Gonzales Counties
- Startup Operation Date: 1928-1932
- Customer: GVEC
- Plant Capacity: 16 MW
- Average Kwh Produced: 62,786,557
- # of Current Employees: 22
- Budgeted Revenue: $3,499,533

Guadalupe Valley Hydroelectric Division Organizational Chart

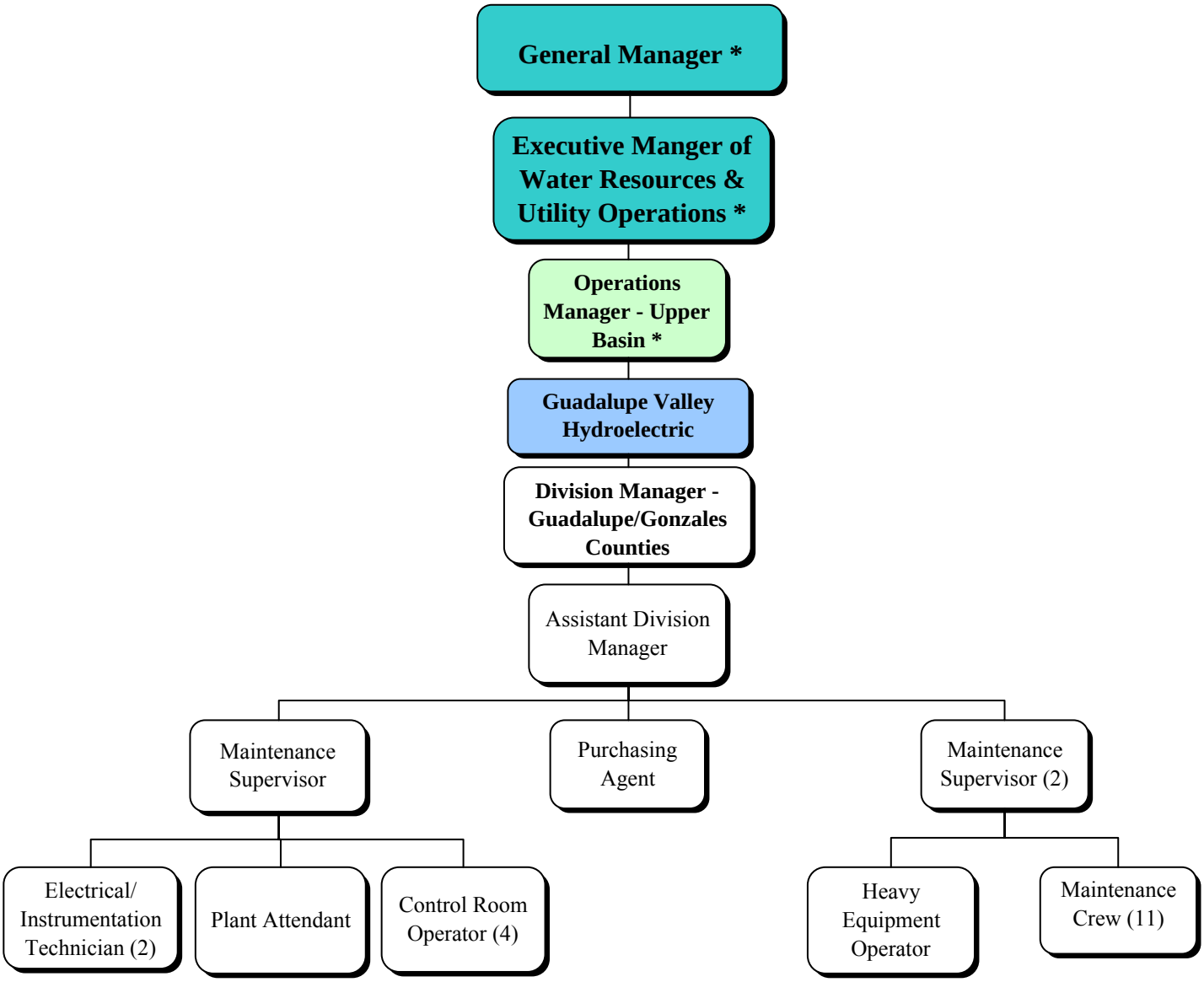

* GBRA employee from another Division

Staffing Summary

G.V. Hydroelectric	# of Authorized Positions (FTE)		
	2009	2010	2011
Division Manager - Guadalupe/Gonzales Co.	1	1	1
Assistant Division Manager	1	1	1
Maintenance Supervisor	3	3	3
Electrical/Instrumentation Technician	2	2	2
Purchasing Agent	1	1	1
Control Room Operator	4	4	4
Heavy Equipment Operator	1	1	1
Plant Attendant	1	1	1
Maintenance Crew	11	11	11
Total	**25**	**25**	**25**

Changes from FY 2009 to FY 2010
Operator title was changed to Control Room Operator.

Changes from FY 2010 to FY 2011
No staffing changes for this division.

Budget Summary

Division: **Guadalupe Valley Hydroelectric**

Description

The Guadalupe Valley Hydroelectric Division operates six low-head hydroelectric plants in Guadalupe and Gonzales Counties that generate electricity for the Guadalupe Valley Electric Cooperative (GVEC). Division personnel are responsible for the operation and maintenance of the generating stations as well as the associated dams, transmission lines and substations, ancillary equipment and adjacent properties.

Objectives

The following objectives are the division's operating plan in working toward the goals and objectives as outlined in the mission statement.

WATER RESOURCE MANAGEMENT GOAL

To … assure a high level of reliability of the Hydroelectric Division spillway gates by cleaning, inspecting and performing necessary maintenance on at least five gates each year to maintain a readiness for flood water management.

WATER QUALITY GOAL

To … reduce the possibility and impact of oil leaks by continually monitoring oil seals and oil containment barriers at all six hydroelectric power plants.

PUBLIC SERVICES GOAL

To … provide Hydroelectric Division employees with annual training and testing in safety, first aid and CPR to achieve a level of confidence and competence that will encourage assistance to the public in need.

ECONOMIC DEVELOPMENT GOAL

To … offer Hydroelectric Division expertise and equipment to assist with at least two clean-up projects on the hydro lakes to enhance economic development and customer relations in the district.

TECHNICAL ASSISTANCE AND SUPPORT GOAL

To … assess the training program of the Hydroelectric Division and identify areas needing improvement. To develop a training program that meets the Division's present and future professional and technical needs and that continually reviews those needs. Continue the GBRA Performance Assessment and Development Program in the Hydroelectric Division.

COMMUNICATION AND EDUCATION

To … have Hydroelectric Division maintenance employees conduct at least four public tours of hydro facilities, to develop a positive public recognition of GBRA employees and facilities.

Budget Summary

REVENUES - Guadalupe Valley Hydroelectric

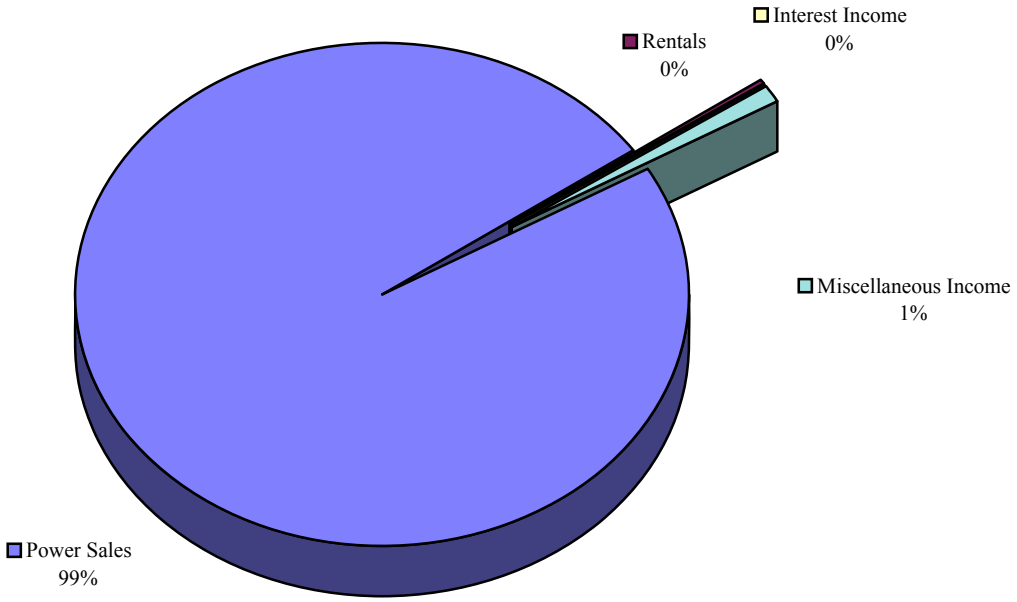

Revenues	FY 2009 Actual	FY 2010 Budget	FY 2011 Budget
Pollution & Industrial Financing			
Power Sales	1,773,324	3,010,346	3,453,865
Water Sales & Lake Operations			
Recreation & Land Use			
Wastewater Services			
Laboratory Services			
Rentals	7,734	10,268	10,268
Administrative & General			
Miscellaneous Income	68,440	46,394	35,400
Total Operating Revenue	**1,849,499**	**3,067,008**	**3,499,533**
Interest Income		180	180
Grand Total Revenues	**1,849,499**	**3,067,188**	**3,499,713**

Budget Summary

EXPENSES - Guadalupe Valley Hydroelectric

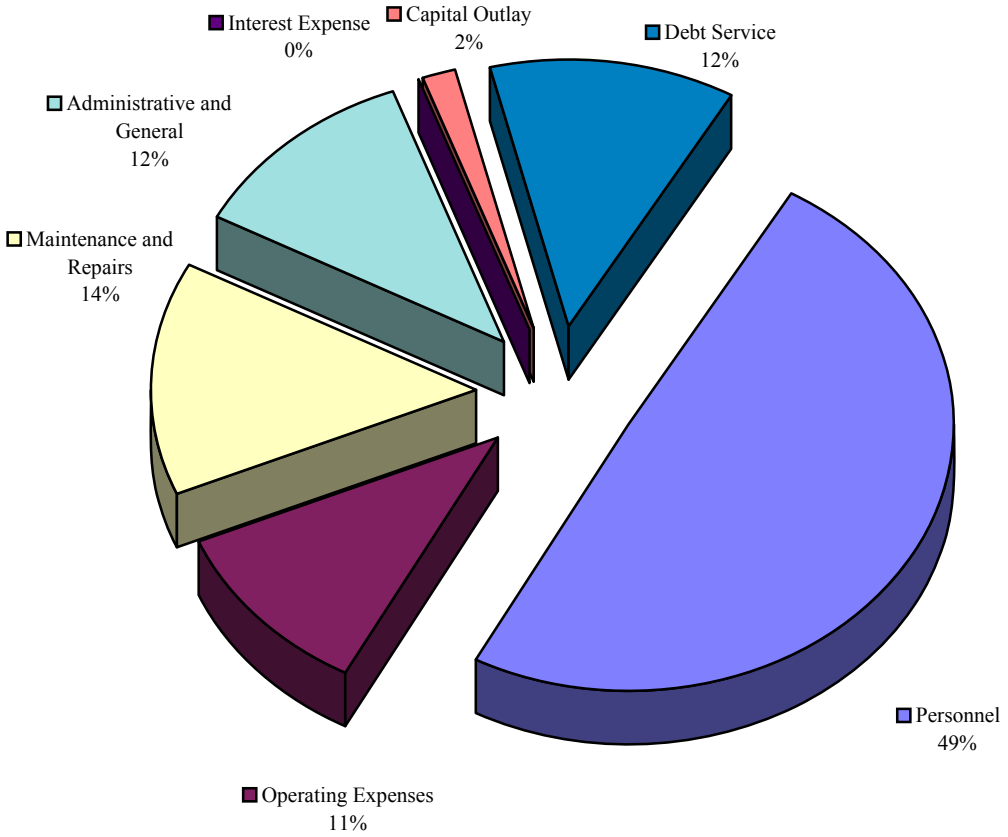

Expenses	FY 2009 Actual	FY 2010 Budget	FY 2011 Budget
Personnel	1,492,081	1,469,474	1,496,077
Operating Expenses	408,790	324,671	327,471
Maintenance and Repairs	379,836	395,200	425,300
Administrative and General	342,009	333,044	352,246
Total Operating Expenses	**2,622,717**	**2,522,389**	**2,601,095**
Interest Expense	3,372		2,604
Capital Outlay	213,195	54,500	46,600
Debt Service	315,143	67,500	371,696
Grand Total Expenses	**3,154,427**	**2,644,389**	**3,021,995**

Guadalupe Valley Hydroelectric Division
Operating Plan for Fiscal Year Ending 8/31/11

BACKGROUND

The Guadalupe Valley Hydroelectric Division (GVHD) operates six low-head hydroelectric plants in Guadalupe and Gonzales Counties. All electricity produced by the Division is delivered to the Guadalupe Valley Electric Cooperative (GVEC). Additionally, the Division operates the Guadalupe Recreation System and two Raw Water Delivery Systems that are recognized by GBRA as a part of the Water Resource Division and will be discussed with that operating plan.

The 22 employees of Guadalupe Valley Hydroelectric Division (GVHD) are subdivided into three work groups consisting of the maintenance team, electrical/instrumentation technicians, and control room operators. Their common objective is the safe and efficient operation and maintenance of the Division's facilities. The Hydroelectric/Rural Utilities Division Manager has overall responsibility to manage the Division while the General Division provides administrative assistance. It is through the combined efforts of these personnel that operation and maintenance is accomplished on the six generating plants, six dams, two electric substations, two canals, 22 miles of transmission lines, two raw water delivery systems and nine miles of road.

REVENUE SOURCES AND TRENDS

The GVHD is a run-of-the-river system and its production is considered non-firm power since the amount of river flow available for generation is uncertain from one year to the next.

Currently, the income from power generation for the GVHD consists of two parts, a monthly fixed charge of $100,000 and an energy charge of $0.0202 per kilowatt hour (kWh) of electricity generated. The benefit of the two-part rate structure is that during low flow periods some amount of income for the Division can be maintained. The Division's budgeted power sales revenue of $3,453,865 for FY 2011 is based upon the historical annual generation for the system of 62,225,000 kWhs. The FY 2011 revenue assumes an increase in the fixed charge to $125,000 per month and an energy charge increase from 2.02¢ per kWh up to 3.14¢ per kWh. This increase is essential to meet the operating and maintenance requirements of an 80 year old system and a system that is periodically subject to flood damage. Following this energy charge increase, the aggregate rate including the fixed charge will be 5.55¢ per kWh. This rate compares to fossil fuel generated electrical rates that currently approximate 5.50¢ - 6.00¢ per kWh.

CAPITAL ADDITIONS AND OPERATING EXPENDITURES

The work plan for FY 2011 includes annual inspections of the Francis type turbines located at the Dunlap, McQueeney and Nolte power plants. Each of these inspections will take approximately two weeks. Quarterly inspections of the Kaplan type turbines will be conducted at the TP-4, H-4, and H-5 power plants. These inspections take one to two days for each plant. Turbine inspections are critical for the continued reliability and for maximum performance of the generating plants. Spillgate washout, inspection, and maintenance will be conducted at two or more of the spillways. This is very important because accumulation of mud and debris under the gates can render them very difficult to operate. The Division's program of spillgate inspection and maintenance insures the reliability of the spillway system. Transmission lines, circuit breakers, transformers, protective relays, and generators will also be inspected and tested in accordance with the preventive maintenance program to assure electrical integrity. All of these work items are included within the total FY 2011 labor budget of $1,083,567.

Significant maintenance expenses and capital additions for the ensuing Fiscal Year include:

- Purchase material for spill gate automation - $12,000.
- Contractor to trim trees along transmission line right-of-way - $12,000.
- Contractor to restore transmission line poles - $16,000.

Work authorizations continuing from previous years or planned to begin in FY 2011 are as follows:

- Upgrade of remote terminal units (RTUs) and communication system radios that have been in service since 1989 - $45,000.
- Structural and erosion repairs on dams and levees - $77,000.
- Professional services to create a Dam Emergency Action Plan as required by the Texas Commission of Environmental Quality - $100,000.
- Spillgate structural repairs - $173,000.

FUND BALANCE

The budgeted increase in operating expenditures is expected to be funded with increased hydroelectric power sales. In summary, GBRA anticipates that the income from power sales less the operating and capital expenditures that are shown in the following pages will result in the Division's fund balance increasing by $54,770.

GUADALUPE-BLANCO RIVER AUTHORITY
WORKPLAN AND BUDGET
FISCAL YEAR ENDING AUGUST 31, 2011

021 - GUADALUPE VALLEY HYDROELECTRIC

	FY 2010 BUDGET	FY 2011 BUDGET	FY 2010-2011 DIFFERENCE
OPERATING REVENUES			
POWER SALES:			
ENERGY CHARGE	1,810,346	1,953,865	143,519
FACILITY CHARGE	1,200,000	1,500,000	300,000
Total POWER SALES	**3,010,346**	**3,453,865**	**443,519**
RENTALS:			
RENTAL INCOME	9,568	9,568	
RENTALS - AG LEASES	700	700	
Total RENTALS	**10,268**	**10,268**	
MISCELLANEOUS INCOME:			
RENEWABLE ENERGY CREDIT SALES	31,394	20,400	(10,994)
HYDRO MODIFICATION PERMITS	15,000	15,000	
Total MISCELLANEOUS INCOME	**46,394**	**35,400**	**(10,994)**
TOTAL OPERATING REVENUES	**3,067,008**	**3,499,533**	**432,525**
OPERATING EXPENSES			
STAFF TECHNICAL ASSISTANCE	41,020	41,573	553
SUPERVISION	146,867	147,385	518
LABOR	338,308	361,445	23,138
Total OPERATING SALARIES & WAGES	**526,194**	**550,403**	**24,209**
EMPLOYEE EXPENSES & BENEFITS:			
EMPLOYEES' TRAVEL	2,000	1,700	(300)
EMPLOYEE BENEFITS	426,712	426,965	253
Total EMPLOYEE EXPENSES & BENEFITS	**428,712**	**428,665**	**(47)**
OPERATING SUPPLIES & SERVICES:			
TRUCK OPERATING EXPENSES	42,500	42,000	(500)
BUILDING RENTAL	31,248	31,248	
DUES AND MEMBERSHIPS	900	850	(50)
PUBLICATIONS AND BOOKS	200	150	(50)
SMALL TOOLS EXPENSE	9,000	9,500	500
TRACTORS AND EQUIPMENT	200	200	
UNIFORMS AND LAUNDRY	7,000	7,000	

GUADALUPE-BLANCO RIVER AUTHORITY
WORKPLAN AND BUDGET
FISCAL YEAR ENDING AUGUST 31, 2011

021 - GUADALUPE VALLEY HYDROELECTRIC

	FY 2010 BUDGET	FY 2011 BUDGET	FY 2010-2011 DIFFERENCE
PROCESS/SPECIAL OPERATING	6,500	9,500	3,000
TRAINING EXPENSES	19,000	18,000	(1,000)
SAFETY & EMERG. EXPENSES	10,000	10,000	
SAFETY BOOTS & GLASSES	1,800	1,800	
POWER AND UTILITIES	23,500	25,000	1,500
LAB SUPPLIES & EXPENSES	100	100	
PROFESSIONAL FEES	20,000	14,000	(6,000)
ERCOT EXPENSES	6,500	10,500	4,000
COMMUNICATIONS	7,500	8,500	1,000
OFFICE SUPPLIES & EXPENSES	3,000	2,500	(500)
COMPUTER SUPPLIES & SERVICE	3,000	5,700	2,700
KITCHEN & JANITOR SUPPLY	3,200	3,200	
WAREHOUSE & JANITOR SERV	3,300	3,000	(300)
SOFTWARE EXPENSES	1,500	1,000	(500)
INSURANCE EXPENSE	112,723	112,723	
MISCELLANEOUS EXPENSES	12,000	11,000	(1,000)
Total OPERATING SUPPLIES & SERVICES	**324,671**	**327,471**	**2,800**
MAINTENANCE & REPAIR			
LABOR	514,567	517,009	2,442
MATERIAL	99,200	122,200	23,000
SERVICES	296,000	303,100	7,100
Total MAINTENANCE & REPAIR	**909,767**	**942,309**	**32,542**
TOTAL OPERATING & MAINTENANCE	**2,189,346**	**2,248,849**	**59,503**
ADMINISTRATIVE & GENERAL:			
A & G EXPENSES	333,044	352,246	19,202
Total ADMINISTRATIVE & GENERAL	**333,044**	**352,246**	**19,202**
TOTAL OPERATING EXPENSES	**2,522,389**	**2,601,095**	**78,706**
NET OPERATING INCOME	**544,619**	**898,438**	**353,819**

GUADALUPE-BLANCO RIVER AUTHORITY
WORKPLAN AND BUDGET
FISCAL YEAR ENDING AUGUST 31, 2011

021 - GUADALUPE VALLEY HYDROELECTRIC

	FY 2010 BUDGET	FY 2011 BUDGET	FY 2010-2011 DIFFERENCE
OPERATING REVENUES	3,067,008	3,499,533	432,525
OPERATING EXPENSES	(2,522,389)	(2,601,095)	(78,706)
NET OPERATING INCOME	**544,619**	**898,438**	**353,819**
NON-OPERATING REVENUES (EXPENSES)			
INTEREST INCOME:			
INT ON NOW ACCTS	180	180	
Total INTEREST INCOME	**180**	**180**	
INTEREST & BANK FEES:			
INT ON EQUIPMENT LOAN		(2,604)	(2,604)
Total INTEREST & BANK FEES		**(2,604)**	**(2,604)**
TOTAL NON-OPERATING REVENUES (EXPENSES)	**180**	**(2,424)**	**(2,604)**
CHANGE IN NET ASSETS	**544,799**	**896,014**	**351,215**
INTERFUND LOANS			
DEBT CAPITAL			
TOTAL FUNDS AVAILABLE	**544,799**	**896,014**	**351,215**
PURCHASES OF FIXED ASSETS			
AUTO & HEAVY EQUIPMENT	48,000	40,000	(8,000)
OFFICE FURN & EQUIPMENT	4,000	4,100	100
MISCELLANEOUS EQUIPMENT	2,500	2,500	
Total PURCHASES OF FIXED ASSETS	**54,500**	**46,600**	**(7,900)**
WORK IN PROGRESS			
WIP-OPERATING	322,403	322,948	545
Total WORK IN PROGRESS	**322,403**	**322,948**	**545**

GUADALUPE-BLANCO RIVER AUTHORITY
WORKPLAN AND BUDGET
FISCAL YEAR ENDING AUGUST 31, 2011

021 - GUADALUPE VALLEY HYDROELECTRIC

	FY 2010 BUDGET	FY 2011 BUDGET	FY 2010-2011 DIFFERENCE
PROJECT DEVELOPMENT	**100,000**	**100,000**	
DEBT SERVICE			
LOANS PAID		21,696	21,696
GENERAL LOANS PAID	67,500	350,000	282,500
Total DEBT SERVICE	**67,500**	**371,696**	**304,196**
TOTAL FUNDS APPLIED	**544,403**	**841,244**	**296,841**
NET CHANGE IN FUND BALANCE	**396**	**54,770**	**54,374**

GUADALUPE-BLANCO RIVER AUTHORITY
WORKPLAN AND BUDGET
FISCAL YEAR ENDING AUGUST 31, 2011

021 - GUADALUPE VALLEY HYDROELECTRIC

	FY 2010 BUDGET	FY 2011 BUDGET	FY 2010-2011 DIFFERENCE
SALARIES & WAGES DETAIL			
STAFF TECHNICAL ASSISTANCE:			
STA- SUPERVISION	19,525	20,981	1,455
STA- CLERICAL	21,495	20,592	(902)
Total STAFF TECHNICAL ASSISTANCE	**41,020**	**41,573**	**553**
SUPERVISION:			
SUPERVISION	139,544	139,916	372
SUP- SAFETY & TRAINING	7,324	7,469	146
Total SUPERVISION	**146,867**	**147,385**	**518**
OPERATING LABOR:			
CLERICAL	1,339	683	(656)
REG- OPERATING LABOR	227,256	219,170	(8,086)
REG- ATTENDANT'S DUTIES	27,244	27,847	604
REG- PURCHASING AGENT	23,569	24,038	469
REG- SAFETY & TRAINING	21,539	22,974	1,435
OVT- OPERATING LABOR	37,230	37,778	549
OVT- ATTENDANT'S	132	134	3
REG- WORKING HOLIDAY LABOR		28,821	28,821
Total OPERATING LABOR	**338,308**	**361,445**	**23,138**
MAINTENANCE & REPAIR			
M&R-LABOR:			
REG/LBR- OTHER	485,725	487,710	1,985
Total M&R-LABOR	**485,725**	**487,710**	**1,985**
M&R-OVERTIME:			
OVT/LBR- OTHER	28,842	29,299	457
Total M&R-OVERTIME	**28,842**	**29,299**	**457**
Total MAINTENANCE & REPAIR	**514,567**	**517,009**	**2,442**
WORK IN PROGRESS			
WIP-SUPERVISION:			
REPLACE SCADA RTU-SUPERV	1,931	1,969	38

GUADALUPE-BLANCO RIVER AUTHORITY
WORKPLAN AND BUDGET
FISCAL YEAR ENDING AUGUST 31, 2011

021 - GUADALUPE VALLEY HYDROELECTRIC

	FY 2010 BUDGET	FY 2011 BUDGET	FY 2010-2011 DIFFERENCE
Total WIP-SUPERVISION	**1,931**	**1,969**	**38**
WIP-LABOR:			
REPLACE SCADA RTU-LABOR	13,909	14,186	277
Total WIP-LABOR	**13,909**	**14,186**	**277**
Total WORK IN PROGRESS	**15,840**	**16,155**	**315**
PROJECT DEVELOPMENT			
TOTAL SALARIES & WAGES	**1,056,602**	**1,083,567**	**26,966**

GUADALUPE-BLANCO RIVER AUTHORITY
WORKPLAN AND BUDGET
FISCAL YEAR ENDING AUGUST 31, 2011

021 - GUADALUPE VALLEY HYDROELECTRIC

	FY 2010 BUDGET	FY 2011 BUDGET	FY 2010-2011 DIFFERENCE
MAINTENANCE & REPAIR DETAIL			
LABOR:			
REG/LBR- OTHER	485,725	487,710	1,985
OVT/LBR- OTHER	28,842	29,299	457
Total LABOR	**514,567**	**517,009**	**2,442**
MATERIAL:			
M&R/MAT- WAREHOUSE	200	200	
M&R/MAT- CLEAN PWR HOUSES	300	200	(100)
M&R/MAT- PAINT PWR HOUSES	100	100	
M&R/MAT- PWR HOUSES&EQUIP	8,500	9,000	500
M&R/MAT- SAFETY	2,000	1,000	(1,000)
M&R/MAT- FLASH BOARDS	900	900	
M&R/MAT- LOG BOOMS/TRASH RACKS	3,700	20,000	16,300
M&R/MAT- LEVEES & CANALS	5,000	4,500	(500)
M&R/MAT- GEN. GATE WORK	17,000	26,000	9,000
M&R/MAT- SIGNS & BUOYS	1,000	1,900	900
M&R/MAT- BRUSH&WEED CNTRL	1,200	900	(300)
M&R/MAT- ROADS & BRIDGES	2,500	2,500	
M&R/MAT- FENCES	900	500	(400)
M&R/MAT- TURBINE INSPECT.	2,900	2,000	(900)
M&R/MAT- GENERATORS	6,000	2,000	(4,000)
M&R/MAT- TURBINE/GOVERNOR	22,000	26,000	4,000
M&R/MAT- SWITCHGEAR	900	900	
M&R/MAT- CONTROL SYSTEM	2,500	2,500	
M&R/MAT- COMMUNICATION SY	1,000	3,000	2,000
M&R/MAT- TELEPHONE SYSTEM	100	100	
M&R/MAT- SUBSTATIONS	11,000	10,000	(1,000)
M&R/MAT- TRANS. LINES	1,000	1,000	
M&R/MAT- TRANSFORMERS	1,000	500	(500)
M&R/MAT- SMALL EQUIPMENT	2,000	2,000	
M&R/MAT- TRACTORS	500	500	
M&R/MAT- HEAVY EQUIPMENT	2,000	1,500	(500)
M&R/MAT- LIGHT TRUCKS	1,000	1,000	
M&R/MAT- LARGE TRUCKS	1,000	500	(500)
M&R/MAT- TRAILERS	1,000	1,000	
Total MATERIAL	**99,200**	**122,200**	**23,000**
SERVICES:			
M&R/SER- WAREHOUSE		500	500
M&R/SER- PWR HOUSES&EQUIP	36,500	56,000	19,500
M&R/SER- SAFETY		100	100
M&R/SER- LOG BOOMS/TRASH RACKS	18,500	18,500	

GUADALUPE-BLANCO RIVER AUTHORITY
WORKPLAN AND BUDGET
FISCAL YEAR ENDING AUGUST 31, 2011

021 - GUADALUPE VALLEY HYDROELECTRIC

	FY 2010 BUDGET	FY 2011 BUDGET	FY 2010-2011 DIFFERENCE
M&R/SER- LEVEES & CANALS	14,000	14,000	
M&R/SER- GEN. GATE WORK	13,000	13,000	
M&R/SER- GEN. OFFICE BLDG	4,000	4,000	
M&R/SER- MOW PROPERTIES	32,000	35,000	3,000
M&R/SER- ROADS & BRIDGES	2,000	2,000	
M&R/SER- FENCES	23,000	23,000	
M&R/SER- CLEAN PROPERTIES	500	500	
M&R/SER- TURBINE INSPECT.	500	500	
M&R/SER- GENERATORS	3,000	5,000	2,000
M&R/SER- TURBINE/GOVERNOR	9,000	14,000	5,000
M&R/SER- SWITCHGEAR	4,000	4,000	
M&R/SER- CONTROL SYSTEM	5,000	30,000	25,000
M&R/SER- COMMUNICATION SY	5,000	10,000	5,000
M&R/SER- SUBSTATIONS	9,000	9,000	
M&R/SER- TRANS. LINES	90,000	37,000	(53,000)
M&R/SER- TRANSFORMERS	2,000	2,000	
M&R/SER- SMALL EQUIPMENT	3,000	3,000	
M&R/SER- TRACTORS	500	500	
M&R/SER- HEAVY EQUIPMENT	8,000	8,000	
M&R/SER- LIGHT TRUCKS	5,000	5,000	
M&R/SER- LARGE TRUCKS	3,000	3,000	
M&R/SER- TRAILERS	500	500	
M&R/SER- STRUCTURAL	5,000	5,000	
Total SERVICES	**296,000**	**303,100**	**7,100**
TOTAL MAINTENANCE & REPAIR	**909,767**	**942,309**	**32,542**

GUADALUPE-BLANCO RIVER AUTHORITY
WORKPLAN AND BUDGET
FISCAL YEAR ENDING AUGUST 31, 2011

021 - GUADALUPE VALLEY HYDROELECTRIC

	FY 2010 BUDGET	FY 2011 BUDGET	FY 2010-2011 DIFFERENCE
PROJECT DEVELOPMENT			
TCEQ EMERG ACTION PLAN-PROF FE	100,000	100,000	
Total	**100,000**	**100,000**	
TOTAL PROJECT DEVELOPMENT	**100,000**	**100,000**	

GUADALUPE-BLANCO RIVER AUTHORITY
WORKPLAN AND BUDGET
FISCAL YEAR ENDING AUGUST 31, 2011

021 - GUADALUPE VALLEY HYDROELECTRIC

	FY 2010 BUDGET	FY 2011 BUDGET	FY 2010-2011 DIFFERENCE
WIP - OPERATING			
REPLACE SCADA RTU-SUPERV	1,931	1,969	38
REPLACE SCADA RTU-LABOR	13,909	14,186	277
REPLACE SCADA RTU-BENEFITS	6,494	6,462	(32)
REPLACE SCADA RTU-SERVICE	25,000	25,000	
REPLACE SCADA RTU-A&G	5,069	5,331	262
REPLACE SCADA RTU-MATL	20,000	20,000	
Total	**72,403**	**72,948**	**545**
D.L.S. ERROSION REPAIRS-SERVIC	40,000	40,000	
D.L.S. ERROSION REPAIRS-PROF F	10,000	10,000	
D.L.S. ERROSION REPAIRS-MAT'L	25,000	25,000	
D.L.S. ERROSION REPAIRS-MISC	2,000	2,000	
Total	**77,000**	**77,000**	
SPILLGATE STRUCT'L RPRS-SERVIC	155,000	155,000	
SPILLGATE STRUCT'L RPRS-PROF F	5,000	5,000	
SPILLGATE STRUCT'L RPRS-MAT'L	8,000	8,000	
SPILLGATE STRUCT'L RPRS-MISC	5,000	5,000	
Total	**173,000**	**173,000**	
TOTAL WIP - OPERATING	**322,403**	**322,948**	**545**

GUADALUPE-BLANCO RIVER AUTHORITY
WORKPLAN AND BUDGET
FISCAL YEAR ENDING AUGUST 31, 2011

GUADALUPE VALLEY HYDROELECTRIC

	FY 2011 BUDGET
AUTO & HEAVY EQUIPMENT	
EQUIPMENT TRAILER - GATE WORK	5,000
TWO REPLACEMENT TRUCKS	35,000
Total AUTO & HEAVY EQUIPMENT	**40,000**
OFFICE FURN. & EQUIP.	
CONTROL ROOM CHAIR	2,100
TWO REPLACEMENT COMPUTERS	2,000
Total OFFICE FURN. & EQUIP.	**4,100**
MISCELLANEOUS EQUIPMENT	
OUTBOARD BOAT MOTOR REPLACEMENT	2,500
Total MISCELLANEOUS EQUIPMENT	**2,500**
TOTAL CAPITAL ADDITIONS	**46,600**

Rural Utilities Division

This division provides vital wastewater treatment services to residents in rural communities through the Canyon Park, Dunlap, Northcliffe and Springs Hill Wastewater Reclamation Systems.

Canyon Park Estates Waste Water Treatment Plant
The Canyon Park Estates Wastewater Reclamation System serves the Canyon Park subdivision, Northlake development, Windjammer Condominiums, Laguna Park Development, Inc., Canyon Vista Condominiums, Chateau Breeze subdivision, and Hill Country Resort Condominiums. The plant was expanded in 1989 to accommodate additional customers and is currently undgergoing another expansion with an anticipated completion in FY 2010.

Location: Canyon Lake, Texas — Permitted Capacity: 100,000 gpd
Startup Date: September 24, 1974 — Service Area: Canyon Lake

Dunlap Waste Water Treatment Plant
The Dunlap Wastewater Reclamation System serves the River Bend, Lakeview Heights, and Southbank subdivisions in Guadalupe County. The plant was expanded in 1985, 1996, and 2006 to accommodate additional customers.

Location: New Braunfels, Texas — Permitted Capacity: 0.95 mpd
Startup Date: December 4, 1973 — Service Area: FM 725 south of New Braunfels

Northcliffe Waste Water Treatment Plant
The Northcliffe Wastewater Reclamation System provides service to the Northcliffe subdivision in Comal and Guadalupe Counties.

Location: Schertz, Texas — Permitted Capacity: 300,000 gpd
Startup Date: September 9, 1977 — Service Area: Northcliffe Subdivision

Springs Hill Waste Water Treatment Plant
The Springs Hill Wastewater Reclamation System covers the Nob Hill subdivision and Springs Hill area south of Seguin in Guadalupe County, including Southfork, Walnut Springs, Parkridge and River Oak Drive.

Location: Seguin, Texas — Permitted Capacity: 300,000 gpd
Startup Date: July 3, 1974 — Service Area: South of City of Seguin

---

- Service Provided: Wastewater treatment
- Service Area: Comal & Guadalupe Co.
- # of Gallons Treated: 150,000,000
- # of Current Employees: 5
- Budgeted Revenue: $1,835,301

Rural Utilities Division Organizational Chart

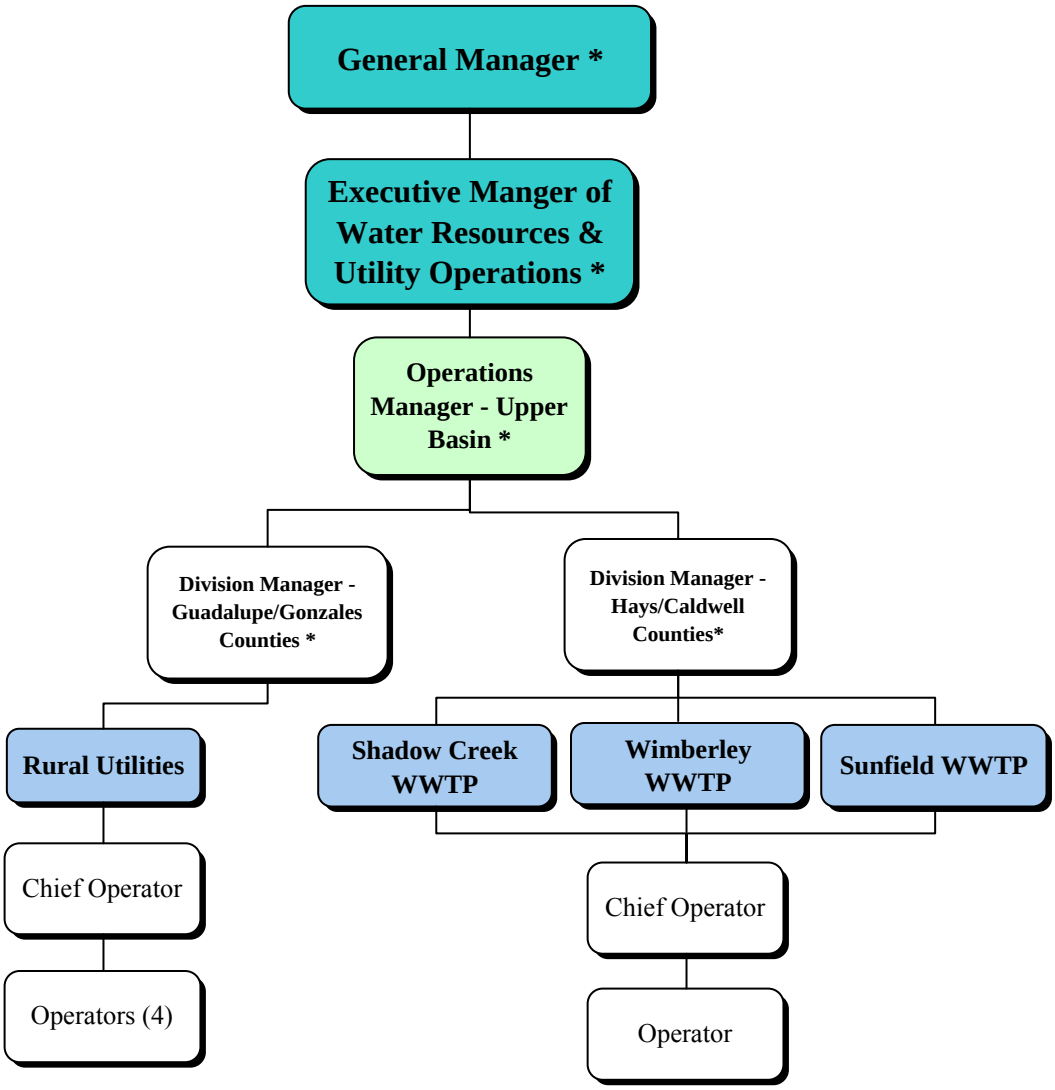

* GBRA employee from another Division

Staffing Summary

Rural Utilities Division	# of Authorized Positions (FTE)		
	2009	2010	2011
Shadow Creek			
Chief Operator	1	1	1
Operator	1	1	1
Total Shadow Creek	2	2	2
Rural Utilities			
Chief Operator	1	1	1
Operator	4	4	4
Total Rural Utilities	5	5	5
Total	**7**	**7**	**7**

Changes from FY 2009 to FY 2010
No staffing changes for this division.

Changes from FY 2010 to FY 2011
No staffing changes for this division.

Budget Summary

Division: **Rural Utilities**

Description

The Rural Utilities Division, established in 1971 with the Rural Utilities Systems, has grown to include the Rural Utilities Systems, the Shadow Creek WWTP, the Sunfield WWTP, and the Wimberley WWTP.

The Rural Utilities systems operate and maintain five wastewater treatment plants in Comal and Guadalupe counties. These small plants serve housing sub-divisions in unincorporated rural areas in which septic tanks do not provide proper and safe wastewater disposal. Private developers, Environmental Protection Agency (EPA) grants, and a community development block grant from the Department of Housing and Urban Development (HUD) provided the original financing for these facilities. The Rural Utilities systems include Canyon Park WWTP, Dunlap WWTP, Northcliffe WWTP, and Springs Hill WWTP. These operations are supervised by a Chief Operator and managed by the Division Manager-Guadalupe County.

In February 2004, GBRA assumed operations of the wastewater treatment plant for the Village of Wimberley. In January 2007, GBRA assumed operations of the wastewater treatment plant and collection system for the North Hays County Municipal Utility District #1. In June 2008, GBRA assumed operations of the wastewater treatment plant for the Sunfield Municipal Utility District. Three operators, dividing time between the Wimberley WWTP, the Sunfield WWTP, the Buda WWTP, and the Shadow Creek WWTP operate these plants. The system is supervised by the Chief Operator of the Shadow Creek WWTP and managed by the Division Manager-Hays/Caldwell Counties. The Operations Manager, Upper Basin provides technical oversight for all systems within the Rural Utilities Division.

Objectives

The following objectives are the division's operating plan in working toward the goals and objectives as outlined in the mission statement.

WATER RESOURCE MANAGEMENT GOAL

Shadow Creek WWTP

To…work with the District on projects related to water reuse, pretreatment, and water quality.
To … accomplish all tasks in a cost efficient manner and within budgeted amounts.

Rural Utilities Systems

To … accomplish all tasks in a cost efficient manner and within budgeted amounts.
To … eliminate excessive mileage by determining on a daily basis where each team member will be working so they can be responsible for operating the plant they are at.

Wimberley WWTP
To…work with the Village of Wimberley on projects related to water reuse, pretreatment, and water quality.
To … accomplish all tasks in a cost efficient manner and within budgeted amounts.

Sunfield WWTP
To … work with the District on projects related to water reuse, pretreatment, and water quality.
To … accomplish all tasks in a cost efficient manner and within budgeted amounts.

WATER QUALITY GOAL

Shadow Creek WWTP
To… meet or exceed all Texas Commission on Environmental Quality and Environmental Protection Agency waste water discharge standards.

Rural Utilities Systems
To … meet or exceed TCEQ/EPA permit requirements, 100% of time.
To … maintain settled solids in aeration track less than 800 ml/L 85% of the time and maintain total suspended solids concentration in aeration track below 6,000 mg/L 85% of the time.

- By hauling biosolids to the permitted land application site as often as possible.
- By completing the National Biosolids Partnership Environmental Management System program and incorporate into the RUD biosolids management system.

To … improve inflow and infiltration problems of collection systems.

- Run weekly Total Suspended Solids tests on all aeration racetracks to determine solids concentration.
- Calculate sludge volume index, food/microorganism ratio and determine microscopic condition of the sludge every two weeks.

Wimberley WWTP
To… meet or exceed all Texas Commission on Environmental Quality and Environmental Protection Agency waste water discharge standards.

Sunfield WWTP
To… meet or exceed all Texas Commission on Environmental Quality and Environmental Protection Agency waste water discharge standards.

PUBLIC SERVICES GOAL

Shadow Creek WWTP

To… provide information to the District and the general public concerning plant operations and quality of effluent from the plant.

To … maintain a safe working environment by adhering to safety procedures and by staying aware of possible new and safer ways of doing our jobs.

- To continue zero lost-time accidents.
- To continue zero vehicle accidents.
- To report all accidents and incidents.

Rural Utilities Systems

To … maintain a safe working environment by adhering to safety procedures and by staying aware of possible new and safer ways of doing our jobs.

- To continue zero lost-time accidents.
- To continue zero vehicle accidents.
- To report all accidents and incidents.

Wimberley WWTP

To… provide information to the Village of Wimberley and the general public concerning plant operations and quality of effluent from the plant.

To … maintain a safe working environment by adhering to safety procedures and by staying aware of possible new and safer ways of doing our jobs.

- To continue zero lost-time accidents.
- To continue zero vehicle accidents.
- To report all accidents and incidents.

Sunfield WWTP

To… provide information to the District and the general public concerning plant operations and quality of effluent from the plant.

To … maintain a safe working environment by adhering to safety procedures and by staying aware of possible new and safer ways of doing our jobs.

- To continue zero lost-time accidents.
- To continue zero vehicle accidents.
- To report all accidents and incidents.

ECONOMIC DEVELOPMENT GOAL

Shadow Creek WWTP
To… assist in the development of additional treatment capacity within the service area of the District.

Rural Utilities Systems
To … treat all individuals we come into contact with as a potential customer.
To … become more knowledgeable about GBRA resources and programs, so that employees can communicate with potential customers about GBRA programs and services.
To … schedule the Human Resources Manager once per year to explain GBRA's personnel programs and benefits.

Wimberley WWTP
To… assist in the development of water reuse projects within the service area of the Village of Wimberley.

Sunfield WWTP
To… assist in the development of additional treatment capacity within the service area of the District.
To … treat all individuals we come into contact with as a potential customer.
To … become more knowledgeable about GBRA resources and programs, so that employees can communicate with potential customers about GBRA programs and services.

TECHNICAL ASSISTANCE AND SUPPORT GOAL

Shadow Creek WWTP
To… provide training to Facility operators to improve their knowledge and skills in waste water treatment.
To… provide information and assistance in pretreatment and water reuse issues.

Rural Utilities Systems
To … strive to achieve maximum degree of training, licenses, and certification.
To … maintain and upgrade certificates and licenses by:
- Attending Texas Engineering Extension Service courses as needed.
- Attending Texas Water Utilities Association meetings for continuing education.

Wimberley WWTP
To… provide training to Facility operators to improve their knowledge and skills in waste water treatment.
To… provide information and assistance in pretreatment and water reuse issues.

Sunfield WWTP
To… provide training to Facility operators to im prove their knowledge and skills in waste water treatment.
To… provide information and assistance in pretreatment and water reuse issues.

COMMUNICATION AND EDUCATION

Shadow Creek WWTP
To … operate in a team environment that allows for efficient internal and external communication.
To… provide technical assistance and inf ormation to the District and other entities in the area concerning wastewater pretreatment, treatment, and reuse.

Rural Utilities Systems
To … maintain a positive public image and professional attitude.
To … educate local communities on importance of wastewater treatment, water conservation and beneficial use of biosolids.

Wimberley WWTP
To … operate in a team environment that allows for efficient internal and external communication.
To… provide technical assistance and information to the Village of Wimberley and other entities in the area concerning wastewater pretreatment, treatment, and reuse.

Sunfield WWTP
To … operate in a team environment that allows for efficient internal and external communication.
To… provide technical assistance and inf ormation to the District and other entities in the area concerning wastewater pretreatment, treatment, and reuse.

(This page was intentionally left blank)

Budget Summary

REVENUES - Rural Utilities

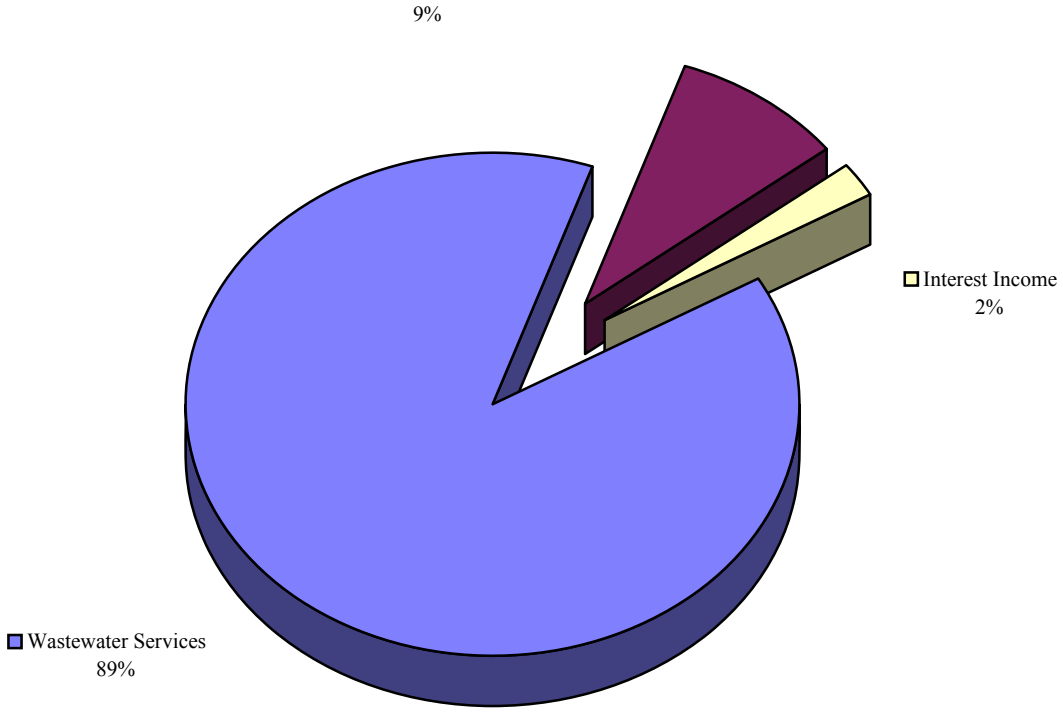

Revenues	FY 2009 Actual	FY 2010 Budget	FY 2011 Budget
Pollution & Industrial Financing			
Power Sales			
Water Sales & Lake Operations			
Recreation & Land Use			
Wastewater Services	1,459,278	1,594,345	1,663,734
Laboratory Services			
Rentals			
Administrative & General			
Miscellaneous Income	34,710	242,073	171,566
Total Operating Revenue	**1,493,989**	**1,836,418**	**1,835,300**
Interest Income	51,139	50,952	39,733
Grand Total Revenues	**1,545,128**	**1,887,370**	**1,875,033**

Budget Summary

EXPENSES - Rural Utilities

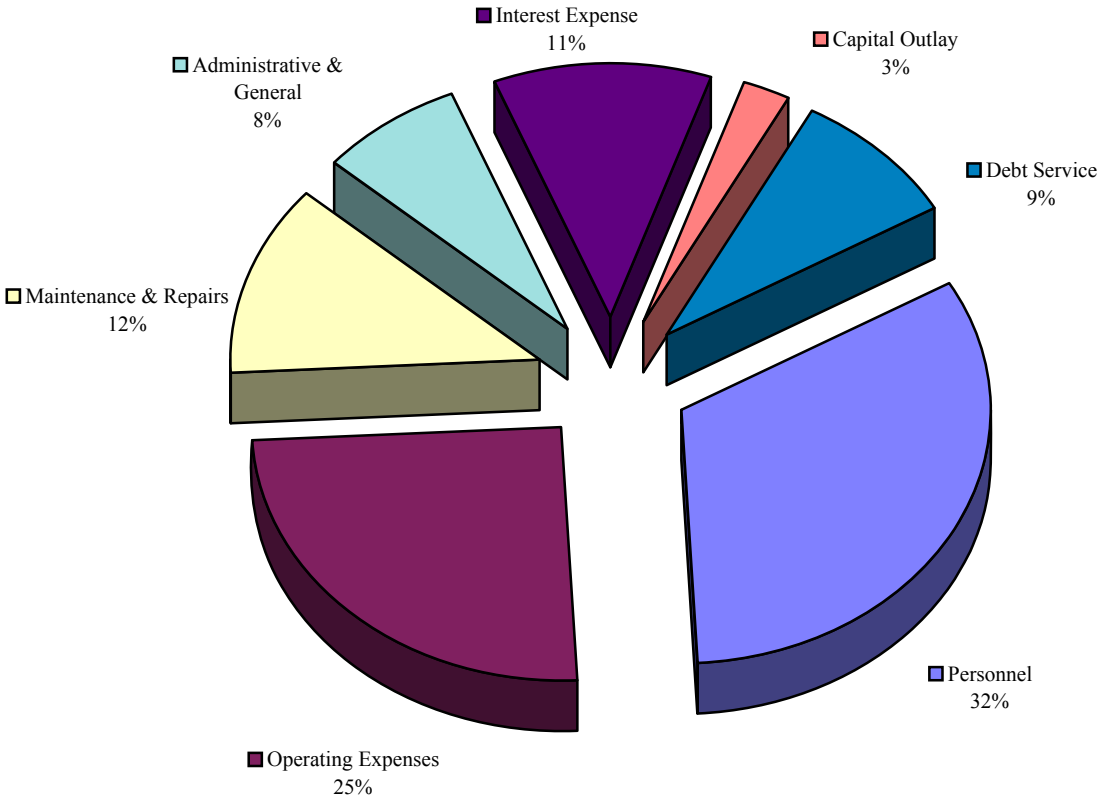

Expenses	FY 2009 Actual	FY 2010 Budget	FY 2011 Budget
Personnel	561,299	721,717	660,250
Operating Expenses	494,436	479,470	510,517
Maintenance & Repairs	268,298	218,140	246,450
Administrative & General	128,148	163,431	155,300
Total Operating Expenses	**1,452,181**	**1,582,758**	**1,572,518**
Interest Expense	245,397	236,772	227,400
Capital Outlay	391,855	50,700	54,200
Debt Service	133,209	169,952	179,004
Grand Total Expenses	**2,222,642**	**2,040,182**	**2,033,122**

Rural Utilities Division
Shadow Creek Wastewater Reclamation Facility System
Operating Plan for Fiscal Year Ending 8/31/11

BACKGROUND

The following Work Plan and Budget is based on the treatment of an average sewage flow of 47.68 million gallons per year or 0.131 million gallons per day.

GBRA assumed operations of the Shadow Creek Wastewater Reclamation Facility on January 1, 2006, which consists of retail wastewater collection and treatment of domestic sewage. Three operators divide their time between the Shadow Creek, Buda, Wimberley and Sunfield Wastewater plants to operate and maintain the systems. The Chief Operator of the Shadow Creek Wastewater Reclamation Facility supervises the System. In addition, some contract labor and support from other GBRA Divisions are included in the form of electrical, preventive maintenance, supervision, engineering, purchasing, laboratory, and administrative functions. GBRA's budget forecast includes all payroll and benefit expenses. In this work plan, the Shadow Creek System will continue to be managed by existing GBRA professionals located in Seguin.

REVENUE SOURCES AND TRENDS

The contract between the North Hays County Municipal Utility District #1 (MUD) and GBRA provides that GBRA operate the plant and associated facilities and bill the customers of the system. The contract also provides that GBRA will bill the District for any cost of operating the plant and collection system not recovered from the customers. As a result, revenue is matched to expenses and GBRA does not over-recover nor under-recover the cost of operating the System.

This work plan is based upon a 12-month FY 2011 budget year and the treatment of 47,683,000 gallons. The budgeted FY 2011 service revenue for the Shadow Creek System is $279,347 while total revenue including miscellaneous income and interest earnings amounts to $283,247.

CAPITAL ADDITIONS AND OPERATING EXPENDITURES

The combined capital additions and operating expenditure budget for FY 2011 amounts to $283,247.

Significant operating and maintenance expenses are power costs of $23,000, biosolids disposal of $44,000, lab supplies and expenses of $16,000, and administrative services fees of $9,000 to be paid to GoForth Special Utility District for collection of charges from customers of the system.

With the exception of property insurance, the budget assumes that GBRA will be completely responsible for insurance and risk management and this budget has accordingly included $3,486 for insurance. The budget also includes the standard administration and general cost percentage charged to all operating divisions of GBRA, which for the Shadow Creek System amounts to $20,250 for FY2011.

FUND BALANCE

Funds for the above listed capital additions and maintenance projects as well as all of the other operating expenditures that are summarized in the following pages will be provided from revenues from the customers of the system. The net increase in the fund balance that GBRA anticipates in the Shadow Creek System is $0.

GUADALUPE-BLANCO RIVER AUTHORITY
WORKPLAN AND BUDGET
FISCAL YEAR ENDING AUGUST 31, 2011

030 - SHADOW CREEK WWTP

	FY 2010 BUDGET	FY 2011 BUDGET	FY 2010-2011 DIFFERENCE
OPERATING REVENUES			
WASTEWATER SERVICES:			
SERVICE FEES	253,618	279,347	25,729
Total WASTEWATER SERVICES	**253,618**	**279,347**	**25,729**
MISCELLANEOUS INCOME:			
SEWER CONNECTION/INSPECT FEES	1,500	1,500	
MISCELLANEOUS REVENUES	2,400	2,400	
Total MISCELLANEOUS INCOME	**3,900**	**3,900**	
TOTAL OPERATING REVENUES	**257,518**	**283,247**	**25,729**
OPERATING EXPENSES			
STAFF TECHNICAL ASSISTANCE	4,094	4,149	55
SUPERVISION	11,915	13,461	1,546
LABOR	32,310	29,018	(3,292)
Total OPERATING SALARIES & WAGES	**48,319**	**46,628**	**(1,691)**
EMPLOYEE EXPENSES & BENEFITS:			
EMPLOYEES' TRAVEL	600	600	
EMPLOYEE BENEFITS	25,047	24,545	(501)
Total EMPLOYEE EXPENSES & BENEFITS	**25,647**	**25,145**	**(501)**
OPERATING SUPPLIES & SERVICES:			
TRUCK OPERATING EXPENSES	2,700	2,700	
DUES AND MEMBERSHIPS	120	150	30
PUBLICATIONS AND BOOKS	60	60	
SMALL TOOLS EXPENSE	480	250	(230)
TRACTORS AND EQUIPMENT	540	250	(290)
UNIFORMS AND LAUNDRY	1,200	600	(600)
BIOSOLIDS DISPOSAL COSTS	44,000	44,000	
BAD DEBT EXPENSE	600	1,200	600
TRAINING EXPENSES	1,200	1,600	400
SAFETY & EMERG. EXPENSES	960	960	
POWER AND UTILITIES	21,000	23,000	2,000
OPERATING CHEMICALS	240	240	
CHLORINE	1,600	1,800	200
ALUM	4,620	4,620	

GUADALUPE-BLANCO RIVER AUTHORITY
WORKPLAN AND BUDGET
FISCAL YEAR ENDING AUGUST 31, 2011

030 - SHADOW CREEK WWTP

	FY 2010 BUDGET	FY 2011 BUDGET	FY 2010-2011 DIFFERENCE
POLYMER	1,200	1,500	300
LAB SUPPLIES & EXPENSES	20,000	16,000	(4,000)
PROFESSIONAL FEES	960	960	
INSPECTION FEES	1,636	1,636	
COMMUNICATIONS	1,980	1,980	
OFFICE SUPPLIES & EXPENSES	600	600	
COMPUTER SUPPLIES & SERVICE	120	120	
ADMIN FEES-GOFORTH WATER	9,000	9,000	
INSURANCE EXPENSE	3,486	3,486	
MISCELLANEOUS EXPENSES	300	300	
Total OPERATING SUPPLIES & SERVICES	**118,602**	**117,012**	**(1,590)**
MAINTENANCE & REPAIR			
LABOR	12,770	14,735	1,965
MATERIAL	12,480	10,940	(1,540)
SERVICES	20,200	18,560	(1,640)
Total MAINTENANCE & REPAIR	**45,450**	**44,235**	**(1,215)**
TOTAL OPERATING & MAINTENANCE	**238,018**	**233,021**	**(4,997)**
ADMINISTRATIVE & GENERAL:			
A & G EXPENSES	19,548	20,250	702
Total ADMINISTRATIVE & GENERAL	**19,548**	**20,250**	**702**
TOTAL OPERATING EXPENSES	**257,566**	**253,271**	**(4,295)**
NET OPERATING INCOME	**(48)**	**29,976**	**30,024**

GUADALUPE-BLANCO RIVER AUTHORITY
WORKPLAN AND BUDGET
FISCAL YEAR ENDING AUGUST 31, 2011

030 - SHADOW CREEK WWTP

	FY 2010 BUDGET	FY 2011 BUDGET	FY 2010-2011 DIFFERENCE
OPERATING REVENUES	257,518	283,247	25,729
OPERATING EXPENSES	(257,566)	(253,271)	4,295
NET OPERATING INCOME	**(48)**	**29,976**	**30,024**
NON-OPERATING REVENUES (EXPENSES)			
INTEREST INCOME:			
INT ON NOW ACCTS	48	24	(24)
Total INTEREST INCOME	**48**	**24**	**(24)**
TOTAL NON-OPERATING REVENUES (EXPENSES)	**48**	**24**	**(24)**
CHANGE IN NET ASSETS	**0**	**30,000**	**30,000**
INTERFUND LOANS			
DEBT CAPITAL			
TOTAL FUNDS AVAILABLE	**0**	**30,000**	**30,000**
PURCHASES OF FIXED ASSETS			
MISCELLANEOUS EQUIPMENT		30,000	30,000
Total PURCHASES OF FIXED ASSETS		**30,000**	**30,000**
WORK IN PROGRESS			
DEBT SERVICE			
TOTAL FUNDS APPLIED		**30,000**	**30,000**
NET CHANGE IN FUND BALANCE	**0**		**()**

GUADALUPE-BLANCO RIVER AUTHORITY
WORKPLAN AND BUDGET
FISCAL YEAR ENDING AUGUST 31, 2011

030 - SHADOW CREEK WWTP

	FY 2010 BUDGET	FY 2011 BUDGET	FY 2010-2011 DIFFERENCE
SALARIES & WAGES DETAIL			
STAFF TECHNICAL ASSISTANCE:			
STA- SUPERVISION	1,192	1,211	19
STA- CLERICAL	2,902	2,937	36
Total STAFF TECHNICAL ASSISTANCE	**4,094**	**4,149**	**55**
SUPERVISION:			
SUPERVISION	11,915	13,461	1,546
Total SUPERVISION	**11,915**	**13,461**	**1,546**
OPERATING LABOR:			
CLERICAL	592	512	(80)
REG- OPERATING LABOR	24,894	21,681	(3,213)
REG- SAFETY & TRAINING	659	840	181
OVT- OPERATING LABOR	6,165	5,985	(179)
Total OPERATING LABOR	**32,310**	**29,018**	**(3,292)**
MAINTENANCE & REPAIR			
M&R-LABOR:			
REG/LBR- OTHER	9,753	11,743	1,989
Total M&R-LABOR	**9,753**	**11,743**	**1,989**
M&R-OVERTIME:			
OVT/LBR- OTHER	3,017	2,993	(24)
Total M&R-OVERTIME	**3,017**	**2,993**	**(24)**
Total MAINTENANCE & REPAIR	**12,770**	**14,735**	**1,965**
WORK IN PROGRESS			
PROJECT DEVELOPMENT			
TOTAL SALARIES & WAGES	**61,089**	**61,363**	**274**

GUADALUPE-BLANCO RIVER AUTHORITY
WORKPLAN AND BUDGET
FISCAL YEAR ENDING AUGUST 31, 2011

030 - SHADOW CREEK WWTP

	FY 2010 BUDGET	FY 2011 BUDGET	FY 2010-2011 DIFFERENCE
MAINTENANCE & REPAIR DETAIL			
LABOR:			
REG/LBR- OTHER	9,753	11,743	1,989
OVT/LBR- OTHER	3,017	2,993	(24)
Total LABOR	**12,770**	**14,735**	**1,965**
MATERIAL:			
M&R/MAT- GROUNDS	240	240	
M&R/MAT- BUILDINGS	2,600	600	(2,000)
M&R/MAT- CLARIFIERS	360	360	
M&R/MAT- PUMPS & MOTORS	1,740	2,000	260
M&R/MAT- CHEM FEED/SAMPLE	600	800	200
M&R/MAT- LINES & VALVES	120	120	
M&R/MAT- FLOW METER	240	240	
M&R/MAT- LIFT STATION	1,600	1,600	
M&R/MAT- SEWER SYSTEM	480	480	
M&R/MAT- TRUCKS,TRAILER&EQ	840	840	
M&R/MAT- GENERAL MAINT.	240	240	
M&R/MAT- BIOSOLIDS REMOVAL	600	600	
M&R/MAT- SAFETY	120	120	
M&R/MAT- ROADS	120	120	
M&R/MAT- AUX GENERATOR	120	120	
M&R/MAT- BLOWERS	600	600	
M&R/MAT- INSTRUMNTS/ELECTRICAL	720	720	
M&R/MAT- NON-POTABLE WTR SYSTM	900	900	
M&R/MAT- OTHER	240	240	
Total MATERIAL	**12,480**	**10,940**	**(1,540)**
SERVICES:			
M&R/SER- GROUNDS	2,400		(2,400)
M&R/SER- BUILDINGS	300	300	
M&R/SER- CLARIFIERS	540	540	
M&R/SER- PUMPS & MOTORS	2,400	2,400	
M&R/SER- CHEM FEED/SAMPLE	1,020	1,020	
M&R/SER- LINES & VALVES	360	360	
M&R/SER- FLOW METER	840	840	
M&R/SER- LIFT STATION	3,300	3,300	
M&R/SER- SEWER SYSTEM	2,800	2,800	
M&R/SER- TRUCKS,TRAILER&EQ	360	360	
M&R/SER- GENERAL MAINT.	720	720	
M&R/SER- BIOSOLIDS REMOVAL	240	240	
M&R/SER- SAFETY	240	240	
M&R/SER- ROADS	1,200	1,200	

GUADALUPE-BLANCO RIVER AUTHORITY
WORKPLAN AND BUDGET
FISCAL YEAR ENDING AUGUST 31, 2011

030 - SHADOW CREEK WWTP

	FY 2010 BUDGET	FY 2011 BUDGET	FY 2010-2011 DIFFERENCE
M&R/SER- AUX GENERATOR	120	720	600
M&R/SER- BLOWERS	1,200	1,200	
M&R/SER- INSTRUMNTS/ELECTRICAL	840	1,000	160
M&R/SER- NON-POTABLE WTR SYSTM	240	240	
M&R/SER- GEN. OFFICE BLDG	360	360	
M&R/SER- OTHER	720	720	
Total SERVICES	**20,200**	**18,560**	**(1,640)**
TOTAL MAINTENANCE & REPAIR	**45,450**	**44,235**	**(1,215)**

GUADALUPE-BLANCO RIVER AUTHORITY
WORKPLAN AND BUDGET
FISCAL YEAR ENDING AUGUST 31, 2011

SHADOW CREEK WWTP

	FY 2011 BUDGET
MISCELLANEOUS EQUIPMENT	
SLUDGE DRYING BOX	30,000
Total MISCELLANEOUS EQUIPMENT	**30,000**
TOTAL CAPITAL ADDITIONS	**30,000**

Rural Utilities Division
Canyon Park Wastewater Treatment Plant System
Operating Plan for Fiscal Year Ending 8/31/11

BACKGROUND

The Rural Utilities Division is responsible for operating four wastewater reclamation systems that include Canyon Park Estates, Dunlap, Springs Hill and Northcliffe.

The four wastewater treatment plants named above range in treatment capacity from a high of 950,000 gallons per day (gpd) at the Dunlap Plant to a low of 180,000 gpd at Canyon Park Estates. All of the plants use an extended air activated sludge treatment process.

The Canyon Park Estates Wastewater Reclamation facility is permitted by the Texas Commission on Environmental Quality to dispose of treated domestic wastewater effluent at a daily average flow not to exceed 180,000 gallons per day.

REVENUE SOURCES AND TRENDS

Revenues are obtained through connection and service fees from customers of the Canyon Park Estates wastewater treatment plant. The total FY 2011 service fee revenue for the plant is projected to increase slightly as compared to FY 2010 and is estimated to be $244,300. This slight upward trend is the result of a $1.00 per month, per connection rate increase effective October 1, 2010.

CAPITAL ADDITIONS AND OPERATING EXPENDITURES

The following Work Plan and Budget describes the operations and maintenance to be performed during FY 2011 at the Canyon Park Estates plant. The objective of the Work Plan and Budget is to keep the wastewater plant operating in a manner necessary to ensure that the quality of effluent meets or exceeds all permit requirements and is suitable for municipal, agricultural and industrial supplies, as well as recreational uses and aquatic life. The Work Plan and Budget also will provide employees the training necessary for continued improvement and professional development.

Since the utility plant is relatively small, full-time personnel are not required in order to accomplish the mission. Five licensed employees, four operators and a chief operator/maintenance supervisor, provide operation and maintenance of the system on a daily basis. Additional manpower and equipment required for maintenance and technical services are transferred as needed from other operating divisions of GBRA. The Hydroelectric/Rural Utilities Division Manager provides supervision of the division.

In an effort to provide advanced training and maintain Texas Commission on Environmental Quality wastewater licenses for all division employees, operating personnel will attend several Texas Engineering Extension Service courses including a hazardous materials course. Personnel will also attend the Texas Water Utilities Association annual wastewater school as well as attend electrical training classes throughout the year. In-house training programs will be held on first aid, CPR, hazard communications and team training.

Significant maintenance expenses for the ensuing Fiscal Year include:

1. Instrumentation Services, Inc. (ISI) to continue predictive maintenance on all plant equipment - $1,750.
2. Continue collection system repairs in order to reduce inflow and infiltration of rainwater - $2,500.
3. Removal of bio-solids (sludge) from the plant and delivery to the bio-solids application site - $10,000.

The capital additions scheduled to be purchased duri ng FY 2011 will all be shared with the three other wastewater plants in GBRA's Rural Utilities Division. As such, the Canyon Park Plant will be responsible for 25% of the cost of these capital additions. The additi ons scheduled for FY 2011 include a storage building, a replacement truck, a cover for the emergency generator and other items at an estimated aggregate cost of $7,550.

FUND BALANCE

Funds for the above listed capital additions and maintenance projects as well as all of the other operating expenditures that are sum marized in the following pages will be provided from revenues from customer billings. Revenue is estimated to exceed operation, maintenance and capital expenditures for FY 2011 by $46; as a result of the fund balance for the Cany on Park Estates System is expected to increase by the same amount.

GUADALUPE-BLANCO RIVER AUTHORITY
WORKPLAN AND BUDGET
FISCAL YEAR ENDING AUGUST 31, 2011

032 - CANYON PARK WWTP

	FY 2010 BUDGET	FY 2011 BUDGET	FY 2010-2011 DIFFERENCE
OPERATING REVENUES			
WASTEWATER SERVICES:			
SERVICE FEES	232,736	244,300	11,564
Total WASTEWATER SERVICES	**232,736**	**244,300**	**11,564**
MISCELLANEOUS INCOME:			
SEWER CONNECTION/INSPECT FEES	2,900	2,900	
Total MISCELLANEOUS INCOME	**2,900**	**2,900**	
TOTAL OPERATING REVENUES	**235,636**	**247,200**	**11,564**
OPERATING EXPENSES			
STAFF TECHNICAL ASSISTANCE	5,520	6,559	1,039
SUPERVISION	8,576	9,142	566
LABOR	44,735	50,944	6,209
Total OPERATING SALARIES & WAGES	**58,831**	**66,646**	**7,815**
EMPLOYEE EXPENSES & BENEFITS:			
EMPLOYEES' TRAVEL	250	200	(50)
EMPLOYEE BENEFITS	33,188	33,851	663
Total EMPLOYEE EXPENSES & BENEFITS	**33,438**	**34,051**	**613**
OPERATING SUPPLIES & SERVICES:			
TRUCK OPERATING EXPENSES	3,500	3,400	(100)
BUILDING RENTAL	2,268	2,268	
DUES AND MEMBERSHIPS	150	150	
PUBLICATIONS AND BOOKS	50	50	
SMALL TOOLS EXPENSE	400	350	(50)
UNIFORMS AND LAUNDRY	500	450	(50)
TRAINING EXPENSES	1,400	1,400	
SAFETY & EMERG. EXPENSES	1,500	1,300	(200)
SECURITY EXPENSE	100	100	
POWER AND UTILITIES	20,000	25,000	5,000
AUXILLARY POWER EXPENSE	500	400	(100)
CHLORINE	1,400	1,600	200
ALUM	6,000	6,500	500
POLYMER	800	1,200	400
LAB SUPPLIES & EXPENSES	15,000	15,000	

GUADALUPE-BLANCO RIVER AUTHORITY
WORKPLAN AND BUDGET
FISCAL YEAR ENDING AUGUST 31, 2011

032 - CANYON PARK WWTP

	FY 2010 BUDGET	FY 2011 BUDGET	FY 2010-2011 DIFFERENCE
PROFESSIONAL FEES	2,000	2,000	
INSPECTION FEES	1,390	1,390	
COMMUNICATIONS	800	800	
OFFICE SUPPLIES & EXPENSES	500	200	(300)
COMPUTER SUPPLIES & SERVICE	500	900	400
BANK SERVICE FEES	1,000	1,000	
INSURANCE EXPENSE	3,122	3,122	
MISCELLANEOUS EXPENSES	1,500	1,300	(200)
Total OPERATING SUPPLIES & SERVICES	**64,380**	**69,880**	**5,500**
MAINTENANCE & REPAIR			
LABOR	22,115	17,983	(4,132)
MATERIAL	8,750	14,600	5,850
SERVICES	19,580	24,380	4,800
Total MAINTENANCE & REPAIR	**50,445**	**56,963**	**6,518**
TOTAL OPERATING & MAINTENANCE	**207,094**	**227,541**	**20,447**
ADMINISTRATIVE & GENERAL:			
A & G EXPENSES	25,903	27,927	2,025
Total ADMINISTRATIVE & GENERAL	**25,903**	**27,927**	**2,025**
TOTAL OPERATING EXPENSES	**232,997**	**255,468**	**22,471**
NET OPERATING INCOME	**2,639**	**(8,268)**	**(10,907)**

GUADALUPE-BLANCO RIVER AUTHORITY
WORKPLAN AND BUDGET
FISCAL YEAR ENDING AUGUST 31, 2011

032 - CANYON PARK WWTP

	FY 2010 BUDGET	FY 2011 BUDGET	FY 2010-2011 DIFFERENCE
OPERATING REVENUES	235,636	247,200	11,564
OPERATING EXPENSES	(232,997)	(255,468)	(22,471)
NET OPERATING INCOME	**2,639**	**(8,268)**	**(10,907)**
NON-OPERATING REVENUES (EXPENSES)			
INTEREST INCOME:			
INT ON NOW ACCTS	48	24	(24)
CANYON PARK EXPANSION FD.	21,000	15,840	(5,160)
Total INTEREST INCOME	**21,048**	**15,864**	**(5,184)**
CAPITAL CONTRIBUTIONS:			
CONTRIBUTED BY OTHER FUNDS	51,499		(51,499)
Total CAPITAL CONTRIBUTIONS	**51,499**		**(51,499)**
TOTAL NON-OPERATING REVENUES (EXPENSES)	**72,547**	**15,864**	**(56,683)**
CHANGE IN NET ASSETS	**75,186**	**7,596**	**(67,590)**
INTERFUND LOANS			
DEBT CAPITAL			
TOTAL FUNDS AVAILABLE	**75,186**	**7,596**	**(67,590)**
PURCHASES OF FIXED ASSETS			
STRUCTURES & IMPROVEMENTS	1,000	2,550	1,550
AUTO & HEAVY EQUIPMENT	7,500	5,000	(2,500)
MISCELLANEOUS EQUIPMENT	6,100		(6,100)
Total PURCHASES OF FIXED ASSETS	**14,600**	**7,550**	**(7,050)**
WORK IN PROGRESS			
WIP-OPERATING	51,499		(51,499)
Total WORK IN PROGRESS	**51,499**		**(51,499)**

GUADALUPE-BLANCO RIVER AUTHORITY
WORKPLAN AND BUDGET
FISCAL YEAR ENDING AUGUST 31, 2011

032 - CANYON PARK WWTP

	FY 2010 BUDGET	FY 2011 BUDGET	FY 2010-2011 DIFFERENCE
DEBT SERVICE			
TOTAL FUNDS APPLIED	66,099	7,550	(58,549)
NET CHANGE IN FUND BALANCE	9,087	46	(9,041)

GUADALUPE-BLANCO RIVER AUTHORITY
WORKPLAN AND BUDGET
FISCAL YEAR ENDING AUGUST 31, 2011

032 - CANYON PARK WWTP

	FY 2010 BUDGET	FY 2011 BUDGET	FY 2010-2011 DIFFERENCE
SALARIES & WAGES DETAIL			
STAFF TECHNICAL ASSISTANCE:			
STA- SUPERVISION	2,527	3,004	477
STA- CLERICAL	2,993	3,555	562
Total STAFF TECHNICAL ASSISTANCE	**5,520**	**6,559**	**1,039**
SUPERVISION:			
SUPERVISION	8,576	9,142	566
Total SUPERVISION	**8,576**	**9,142**	**566**
OPERATING LABOR:			
CLERICAL	568	273	(295)
REG- OPERATING LABOR	38,701	44,447	5,746
REG- PURCHASING AGENT	691	821	130
REG- SAFETY & TRAINING		31	31
OVT- OPERATING LABOR	4,775	4,536	(239)
REG- WORKING HOLIDAY LABOR		836	836
Total OPERATING LABOR	**44,735**	**50,944**	**6,209**
MAINTENANCE & REPAIR			
M&R-LABOR:			
REG/LBR- OTHER	20,525	16,722	(3,802)
Total M&R-LABOR	**20,525**	**16,722**	**(3,802)**
M&R-OVERTIME:			
OVT/LBR- OTHER	1,590	1,261	(330)
Total M&R-OVERTIME	**1,590**	**1,261**	**(330)**
Total MAINTENANCE & REPAIR	**22,115**	**17,983**	**(4,132)**
WORK IN PROGRESS			
WIP-STAFF:			
CANYON PRK PLNT EXPAN-STAFF	13,872		(13,872)
Total WIP-STAFF	**13,872**		**(13,872)**
Total WORK IN PROGRESS	**13,872**		**(13,872)**

GUADALUPE-BLANCO RIVER AUTHORITY
WORKPLAN AND BUDGET
FISCAL YEAR ENDING AUGUST 31, 2011

032 - CANYON PARK WWTP

	FY 2010 BUDGET	FY 2011 BUDGET	FY 2010-2011 DIFFERENCE
PROJECT DEVELOPMENT			
TOTAL SALARIES & WAGES	**94,818**	**84,629**	**(10,189)**

GUADALUPE-BLANCO RIVER AUTHORITY
WORKPLAN AND BUDGET
FISCAL YEAR ENDING AUGUST 31, 2011

032 - CANYON PARK WWTP

	FY 2010 BUDGET	FY 2011 BUDGET	FY 2010-2011 DIFFERENCE
MAINTENANCE & REPAIR DETAIL			
LABOR:			
REG/LBR- OTHER	20,525	16,722	(3,802)
OVT/LBR- OTHER	1,590	1,261	(330)
Total LABOR	**22,115**	**17,983**	**(4,132)**
MATERIAL:			
M&R/MAT- GROUNDS	100	100	
M&R/MAT- BUILDINGS	200	200	
M&R/MAT- CLARIFIERS	200	200	
M&R/MAT- PAINT EQUIPMENT	200	100	(100)
M&R/MAT- PUMPS & MOTORS	2,500	2,500	
M&R/MAT- CHEM FEED/SAMPLE	1,500	2,000	500
M&R/MAT- GREASE EQUIPMENT	200	150	(50)
M&R/MAT- CONTROL SYSTEMS	800	800	
M&R/MAT- LINES & VALVES	100	500	400
M&R/MAT- FLOW METER	200	200	
M&R/MAT- LIFT STATION	300	5,100	4,800
M&R/MAT- SEWER SYSTEM	200	200	
M&R/MAT- TRUCKS,TRAILER&EQ	300	300	
M&R/MAT- RADIO EQUIPMENT	50	50	
M&R/MAT- GENERAL MAINT.	100	100	
M&R/MAT- BIOSOLIDS REMOVAL	500	500	
M&R/MAT- SAFETY	200	200	
M&R/MAT - BIOSOLIDS SITE	500	500	
M&R/MAT- SCADA	300	300	
M&R/MAT- AUX GENERATOR	200	500	300
M&R/MAT- OTHER	100	100	
Total MATERIAL	**8,750**	**14,600**	**5,850**
SERVICES:			
M&R/SER- GROUNDS	1,400	1,400	
M&R/SER- PUMPS & MOTORS	950	2,500	1,550
M&R/SER- CHEM FEED/SAMPLE	400	400	
M&R/SER- CONTROL SYSTEMS	950	1,000	50
M&R/SER- FLOW METER	500	500	
M&R/SER- LIFT STATION	700	1,000	300
M&R/SER- SEWER SYSTEM	2,500	2,500	
M&R/SER- TRUCKS,TRAILER&EQ	1,200	1,200	
M&R/SER- RADIO EQUIPMENT	150	150	
M&R/SER- GENERAL MAINT.	200	200	
M&R/SER- BIOSOLIDS REMOVAL	7,500	10,000	2,500
M&R/SER- SAFETY	100		(100)

GUADALUPE-BLANCO RIVER AUTHORITY
WORKPLAN AND BUDGET
FISCAL YEAR ENDING AUGUST 31, 2011

032 - CANYON PARK WWTP

	FY 2010 BUDGET	FY 2011 BUDGET	FY 2010-2011 DIFFERENCE
M&R/SER - BIOSOLIDS SITE	500	500	
M&R/SER- SCADA	1,500	1,500	
M&R/SER- AUX GENERATOR	1,000	1,000	
M&R/SER- GEN. OFFICE BLDG	30	30	
M&R/SER- OTHER		500	500
Total SERVICES	**19,580**	**24,380**	**4,800**
TOTAL MAINTENANCE & REPAIR	**50,445**	**56,963**	**6,518**

GUADALUPE-BLANCO RIVER AUTHORITY
WORKPLAN AND BUDGET
FISCAL YEAR ENDING AUGUST 31, 2011

032 - CANYON PARK WWTP

	FY 2010 BUDGET	FY 2011 BUDGET	FY 2010-2011 DIFFERENCE
WIP - OPERATING			
CANYON PRK PLNT EXPAN-STAFF	13,872		(13,872)
CANYON PRK PLNT EXPAN-BENEFITS	5,688		(5,688)
CANYON PRK PLNT EXPAN-TRAVEL	1,500		(1,500)
CANYON PRK PLNT EXPAN-SERVICE	500		(500)
CANYON PRK PLNT EXPAN-A&G	4,439		(4,439)
CANYON PRK PLNT EXPAN-LEGAL	2,000		(2,000)
CANYON PRK PLNT EXPAN-PROF FEE	2,000		(2,000)
CANYON PRK PLNT EXPAN-CONST	20,000		(20,000)
CANYON PRK PLNT EXPAN-MAT'L	500		(500)
CANYON PRK PLNT EXPAN-MISC	1,000		(1,000)
Total	**51,499**		**(51,499)**
TOTAL WIP - OPERATING	**51,499**		**(51,499)**

GUADALUPE-BLANCO RIVER AUTHORITY
WORKPLAN AND BUDGET
FISCAL YEAR ENDING AUGUST 31, 2011

CANYON PARK WWTP

	FY 2011 BUDGET
STRUCTURES & IMPROVEMENTS	
EMERGENCY GENERATOR COVER	2,000
STORAGE SHED - 1/4 COST	550
Total STRUCTURES & IMPROVEMENTS	**2,550**
AUTO & HEAVY EQUIPMENT	
REPLACEMENT TRUCK - 1/4 COST	5,000
Total AUTO & HEAVY EQUIPMENT	**5,000**
TOTAL CAPITAL ADDITIONS	**7,550**

Rural Utilities Division
Dunlap Wastewater Treatment Plant System
Operating Plan for Fiscal Year Ending 8/31/11

BACKGROUND

The Rural Utilities Division is responsible for operating four wastewater reclamation systems that include Canyon Park Estates, Dunlap, Springs Hill and Northcliffe.

The four wastewater treatment plants named above range in treatment capacity from a high of 950,000 gallons per day (gpd) at the Dunlap Plant to a low of 180,000 gpd at Canyon Park Estates. All of the plants use an extended air activated sludge treatment process.

The Dunlap Wastewater Reclamation facility is permitted by the Texas Commission on Environmental Quality to dispose of treated domestic wastewater effluent at a daily average flow not to exceed 950,000 gallons per day.

REVENUE SOURCES AND TRENDS

Revenues are obtained through connection and service fees from customers of the Dunlap wastewater treatment plant. The total service fee revenue for the plant will increase by $21,312 due to an increase in the number of customers receiving wastewater service from the plant and a $1.00 per month per connection rate increase.

CAPITAL ADDITIONS AND OPERATING EXPENDITURES

The following Work Plan and Budget describes the operations and maintenance to be performed during FY 2011 at the Dunlap Wastewater Treatment Plant. The objective of the Work Plan and Budget is to keep the wastewater plant operating in a manner necessary to ensure that the quality of effluent meets all permit requirements and is suitable for municipal, agricultural and industrial supplies, as well as recreational uses and aquatic life. The Work Plan and Budget also will provide employees the training necessary for continued improvement and professional development.

Since the utility plant is relatively small, full-time personnel are not required in order to accomplish the mission. Five licensed employees, four operators and a chief operator/maintenance supervisor, provide operation and maintenance to the system on a daily basis. Additional manpower and equipment required for maintenance and technical services are transferred as needed from other operating divisions of GBRA. The Hydroelectric/Rural Utilities Division Manager provides supervision of the division.

In an effort to provide advanced training and maintain Texas Commission on Environmental Quality wastewater licenses for all division employees, operating personnel will attend several Texas Engineering Extension Service courses including a hazardous materials course. Personnel will also attend the Texas Water Utilities Association annual wastewater school as well as attend electrical training classes throughout the year. In-house training programs will be held on first aid, CPR, hazard communications and team training.

Significant maintenance expenses for the ensuing Fiscal Year include:

1. Instrumentation Services, Inc. to continue predictive maintenance on all plant equipment - $1,750.
2. Continue repairs to collection system to reduce inflow and infiltration of rainwater - $10,000.
3. Removal of bio-solids (sludge) from the plant and delivery to the bio-solids application site - $9,000.
4. Lift station maintenance (material and services) - $9,000.
5. Sewer system maintenance (material and services) - $18,000.

The capital additions scheduled to be purchased during FY 2011 will all be shared with the three other wastewater plants in GBRA's Rural Utilities Division. As such, the Dunlap Plant will be responsible for 25% of the cost of these capital additions. The additions scheduled for FY 2011 include a storage building and a replacement truck at an estimated aggregate cost of $5,550.

Total operating expenses are projected to decrease $66,787 or 15% in FY 2011. The majority of this decrease, approximately $61,000, relates to less personnel costs due to the completion of several projects last year and continued progress on the system's master plan.

Total construction expenditures for FY 2011 are budgeted at $712,901. Included in this amount is $113,401 to construct a sewer main along FM 725 to serve the Mid-Tex Commercial Development as well as additional nearby properties. A second project is the construction of a replacement River Bend Lift Station at a projected cost of $599,500. This replacement is required due to the approximate 40 year old age of the current station, increased wastewater flows in the area, and the close proximity of the current station to the Guadalupe River.

FUND BALANCE

Funds for the above listed capital additions and maintenance projects as well as all of the other operating expenditures that are summarized in the following pages will be provided from revenues from customer billings, and an interfund loan from GBRA's General Division in the amount of $350,000. Funds for the construction projects will be provided from a $600,000 tax exempt bank loan. The net increase in fund balance that GBRA anticipates in the Dunlap System after paying all FY 2011 budgeted expenditures is $1,665.

GUADALUPE-BLANCO RIVER AUTHORITY
WORKPLAN AND BUDGET
FISCAL YEAR ENDING AUGUST 31, 2011

033 - DUNLAP WWTP

	FY 2010 BUDGET	FY 2011 BUDGET	FY 2010-2011 DIFFERENCE
OPERATING REVENUES			
WASTEWATER SERVICES:			
SERVICE FEES	359,568	380,880	21,312
Total WASTEWATER SERVICES	**359,568**	**380,880**	**21,312**
MISCELLANEOUS INCOME:			
CONNECTION FEES	108,483	131,696	23,213
INSPECTION FEES	250	13,750	13,500
OASIS DEVELOPER PAYMENTS	125,000		(125,000)
MISCELLANEOUS REVENUES	1,540	19,320	17,780
Total MISCELLANEOUS INCOME	**235,273**	**164,766**	**(70,507)**
TOTAL OPERATING REVENUES	**594,841**	**545,646**	**(49,195)**
OPERATING EXPENSES			
STAFF TECHNICAL ASSISTANCE	53,255	15,291	(37,964)
SUPERVISION	14,472	14,030	(443)
LABOR	56,640	53,742	(2,898)
Total OPERATING SALARIES & WAGES	**124,367**	**83,063**	**(41,305)**
EMPLOYEE EXPENSES & BENEFITS:			
EMPLOYEES' TRAVEL	250	200	(50)
EMPLOYEE BENEFITS	60,368	40,494	(19,874)
Total EMPLOYEE EXPENSES & BENEFITS	**60,618**	**40,694**	**(19,924)**
OPERATING SUPPLIES & SERVICES:			
TRUCK OPERATING EXPENSES	4,600	5,000	400
BUILDING RENTAL	2,268	2,268	
DUES AND MEMBERSHIPS	150	200	50
PUBLICATIONS AND BOOKS	50	50	
SMALL TOOLS EXPENSE	400		(400)
TRACTORS AND EQUIPMENT		400	400
UNIFORMS AND LAUNDRY	500	450	(50)
TRAINING EXPENSES	1,500	1,500	
SAFETY & EMERG. EXPENSES	1,500	1,500	
SECURITY EXPENSE	200	150	(50)
POWER AND UTILITIES	55,000	55,000	
AUXILIARY POWER EXPENSE	500	400	(100)

GUADALUPE-BLANCO RIVER AUTHORITY
WORKPLAN AND BUDGET
FISCAL YEAR ENDING AUGUST 31, 2011

033 - DUNLAP WWTP

	FY 2010 BUDGET	FY 2011 BUDGET	FY 2010-2011 DIFFERENCE
CHLORINE	400	400	
ALUM	4,500	4,000	(500)
POLYMER	1,500	2,000	500
LAB SUPPLIES & EXPENSES	14,500	16,000	1,500
PROFESSIONAL FEES	2,000	2,000	
INSPECTION FEES	9,300	9,300	
COMMUNICATIONS	2,000	2,000	
OFFICE SUPPLIES & EXPENSES	500	400	(100)
COMPUTER SUPPLIES & SERVICE	500	900	400
BANK SERVICE FEES	200	200	
INSURANCE EXPENSE	10,281	10,281	
MISCELLANEOUS EXPENSES	1,000	1,500	500
Total OPERATING SUPPLIES & SERVICES	**113,349**	**115,899**	**2,550**
MAINTENANCE & REPAIR			
LABOR	22,872	18,172	(4,699)
MATERIAL	12,100	18,900	6,800
SERVICES	42,050	45,550	3,500
Total MAINTENANCE & REPAIR	**77,022**	**82,622**	**5,601**
TOTAL OPERATING & MAINTENANCE	**375,356**	**322,278**	**(53,078)**
ADMINISTRATIVE & GENERAL:			
A & G EXPENSES	47,116	33,408	(13,709)
Total ADMINISTRATIVE & GENERAL	**47,116**	**33,408**	**(13,709)**
TOTAL OPERATING EXPENSES	**422,473**	**355,686**	**(66,787)**
NET OPERATING INCOME	**172,368**	**189,960**	**17,592**

GUADALUPE-BLANCO RIVER AUTHORITY
WORKPLAN AND BUDGET
FISCAL YEAR ENDING AUGUST 31, 2011

033 - DUNLAP WWTP

	FY 2010 BUDGET	FY 2011 BUDGET	FY 2010-2011 DIFFERENCE
OPERATING REVENUES	594,841	545,646	(49,195)
OPERATING EXPENSES	(422,473)	(355,686)	66,787
NET OPERATING INCOME	**172,368**	**189,960**	**17,592**
NON-OPERATING REVENUES (EXPENSES)			
INTEREST INCOME:			
INT ON NOW ACCTS	48	24	(24)
INT ON DUNLAP RESERVE	13,800	12,000	(1,800)
INT ON DUNLAP I&S FUND	1,500	900	(600)
Total INTEREST INCOME	**15,348**	**12,924**	**(2,424)**
INTEREST & BANK FEES:			
INT ON LONG TERM LOANS	(236,772)	(227,400)	9,372
Total INTEREST & BANK FEES	**(236,772)**	**(227,400)**	**9,372**
TOTAL NON-OPERATING REVENUES (EXPENSES)	**(221,424)**	**(214,476)**	**6,948**
CHANGE IN NET ASSETS	**(49,056)**	**(24,516)**	**24,540**
INTERFUND LOANS			
DEBT CAPITAL			
BANK LOANS		600,000	600,000
GENERAL LOANS	620,000	350,000	(270,000)
Total DEBT CAPITAL	**620,000**	**950,000**	**330,000**
TOTAL FUNDS AVAILABLE	**570,944**	**925,484**	**354,540**
PURCHASES OF FIXED ASSETS			
STRUCTURES & IMPROVEMENTS	1,000	550	(450)
AUTO & HEAVY EQUIPMENT	7,500	5,000	(2,500)
MISCELLANEOUS EQUIPMENT	6,100		(6,100)
Total PURCHASES OF FIXED ASSETS	**14,600**	**5,550**	**(9,050)**
WORK IN PROGRESS			

GUADALUPE-BLANCO RIVER AUTHORITY
WORKPLAN AND BUDGET
FISCAL YEAR ENDING AUGUST 31, 2011

033 - DUNLAP WWTP

	FY 2010 BUDGET	FY 2011 BUDGET	FY 2010-2011 DIFFERENCE
WIP-OPERATING	206,697	113,401	(93,296)
WIP-CONSTRUCTION	155,488	599,500	444,012
Total WORK IN PROGRESS	**362,185**	**712,901**	**350,716**
PROJECT DEVELOPMENT	**44,585**	**46,368**	**1,783**
DEBT SERVICE			
LOANS PAID	149,952	159,000	9,048
Total DEBT SERVICE	**149,952**	**159,000**	**9,048**
TOTAL FUNDS APPLIED	**571,323**	**923,819**	**352,496**
NET CHANGE IN FUND BALANCE	**(378)**	**1,665**	**2,043**

GUADALUPE-BLANCO RIVER AUTHORITY
WORKPLAN AND BUDGET
FISCAL YEAR ENDING AUGUST 31, 2011

033 - DUNLAP WWTP

	FY 2010 BUDGET	FY 2011 BUDGET	FY 2010-2011 DIFFERENCE
SALARIES & WAGES DETAIL			
STAFF TECHNICAL ASSISTANCE:			
STA- SUPERVISION	34,164	7,189	(26,975)
STA- CLERICAL	19,091	8,103	(10,989)
Total STAFF TECHNICAL ASSISTANCE	**53,255**	**15,291**	**(37,964)**
SUPERVISION:			
SUPERVISION	14,472	14,030	(443)
Total SUPERVISION	**14,472**	**14,030**	**(443)**
OPERATING LABOR:			
CLERICAL	969	546	(423)
REG- OPERATING LABOR	46,555	45,231	(1,324)
REG- PURCHASING AGENT	1,265	982	(283)
REG- SAFETY & TRAINING		38	38
OVT- OPERATING LABOR	7,851	5,945	(1,906)
REG- WORKING HOLIDAY LABOR		1,000	1,000
Total OPERATING LABOR	**56,640**	**53,742**	**(2,898)**
MAINTENANCE & REPAIR			
M&R-LABOR:			
REG/LBR- OTHER	21,281	16,911	(4,370)
Total M&R-LABOR	**21,281**	**16,911**	**(4,370)**
M&R-OVERTIME:			
OVT/LBR- OTHER	1,590	1,261	(330)
Total M&R-OVERTIME	**1,590**	**1,261**	**(330)**
Total MAINTENANCE & REPAIR	**22,872**	**18,172**	**(4,699)**
WORK IN PROGRESS			
WIP-STAFF:			
LEGEND POND DEV-STAFF	6,367		(6,367)
WHITE WING SUBD WW-STAFF	4,730		(4,730)
OASIS PUMP STATION-STAFF	32,076		(32,076)

GUADALUPE-BLANCO RIVER AUTHORITY
WORKPLAN AND BUDGET
FISCAL YEAR ENDING AUGUST 31, 2011

033 - DUNLAP WWTP

	FY 2010 BUDGET	FY 2011 BUDGET	FY 2010-2011 DIFFERENCE
Total WIP-STAFF	**43,174**		**(43,174)**
WIP-SUPERVISION:			
LEGEND POND DEV-SUPERV	2,312		(2,312)
WHITE WING SUBD WW-SUPERV	2,312		(2,312)
OASIS PUMP STATION-SUPERV	8,668		(8,668)
MIDTEX COLLECTION SYST-SUPERV		3,000	3,000
Total WIP-SUPERVISION	**13,291**	**3,000**	**(10,291)**
Total WORK IN PROGRESS	**56,465**	**3,000**	**(53,465)**
PROJECT DEVELOPMENT			
PD-STAFF:			
DUNLAP AREA MASTER PLAN-STAFF	2,046		(2,046)
Total PD-STAFF	**2,046**		**(2,046)**
PD-SUPERVISION & LABOR:			
LEGENDS POND EXPAN-NON GEN EMP		5,187	5,187
DUNLAP AREA MASTER PLAN-SUPERV	5,807	3,696	(2,111)
Total PD-SUPERVISION & LABOR	**5,807**	**8,883**	**3,077**
Total PROJECT DEVELOPMENT	**7,853**	**8,883**	**1,030**
TOTAL SALARIES & WAGES	**211,557**	**113,118**	**(98,439)**

GUADALUPE-BLANCO RIVER AUTHORITY
WORKPLAN AND BUDGET
FISCAL YEAR ENDING AUGUST 31, 2011

033 - DUNLAP WWTP

	FY 2010 BUDGET	FY 2011 BUDGET	FY 2010-2011 DIFFERENCE
MAINTENANCE & REPAIR DETAIL			
LABOR:			
REG/LBR- OTHER	21,281	16,911	(4,370)
OVT/LBR- OTHER	1,590	1,261	(330)
Total LABOR	**22,872**	**18,172**	**(4,699)**
MATERIAL:			
M&R/MAT- GROUNDS	100	100	
M&R/MAT- BUILDINGS	100	100	
M&R/MAT- COMMINUTOR	200	200	
M&R/MAT- CLARIFIERS	100	400	300
M&R/MAT- PUMPS & MOTORS	900	900	
M&R/MAT- CHEM FEED/SAMPLE	500	500	
M&R/MAT- GREASE EQUIPMENT	200	200	
M&R/MAT- CONTROL SYSTEM	500	800	300
M&R/MAT- LINES & VALVES	200	200	
M&R/MAT- FLOW METERS	200	200	
M&R/MAT- LIFT STATION	3,000	8,000	5,000
M&R/MAT- SEWER SYSTEM	1,000	2,000	1,000
M&R/MAT- TRUCKS,TRAILER&EQ	400	400	
M&R/MAT- RADIO EQUIPMENT	100	100	
M&R/MAT- GENERAL MAINT.	100	100	
M&R/MAT- BIOSOLIDS REMOVAL	800	1,000	200
M&R/MAT- SAFETY	200	200	
M&R/MAT- STORAGE BUILDING	100	100	
M&R/MAT- ROADS	100	100	
M&R/MAT - BIOSOLIDS SITE	300	300	
M&R/MAT- SCADA	200	200	
M&R/MAT- AUX GENERATOR	200	200	
M&R/MAT- U.V. SYSTEM	2,500	2,500	
M&R/MAT- OTHER	100	100	
Total MATERIAL	**12,100**	**18,900**	**6,800**
SERVICES:			
M&R/SER- GROUNDS	3,000	3,000	
M&R/SER- COMMINUTOR	500	500	
M&R/SER- CLARIFIERS	300	800	500
M&R/SER- PUMPS & MOTORS	700	700	
M&R/SER- CHEM FEED/SAMPLE	300	300	
M&R/SER- CONTROL SYSTEM	500	500	
M&R/SER- FLOW METERS	400	400	
M&R/SER- LIFT STATION	6,000	7,000	1,000
M&R/SER- SEWER SYSTEM	17,000	17,000	

GUADALUPE-BLANCO RIVER AUTHORITY
WORKPLAN AND BUDGET
FISCAL YEAR ENDING AUGUST 31, 2011

033 - DUNLAP WWTP

	FY 2010 BUDGET	FY 2011 BUDGET	FY 2010-2011 DIFFERENCE
M&R/SER- TRUCKS,TRAILER&EQ	1,000	1,000	
M&R/SER- RADIO EQUIPMENT	100	100	
M&R/SER- GENERAL MAINT.	100	100	
M&R/SER- BIOSOLIDS REMOVAL	9,000	11,000	2,000
M&R/SER - BIOSOLIDS SITE	300	300	
M&R/SER- SCADA	800	800	
M&R/SER- AUX GENERATOR	1,500	1,500	
M&R/SER- U.V. SYSTEM	500	500	
M&R/SER- GEN. OFFICE BLDG	50	50	
Total SERVICES	**42,050**	**45,550**	**3,500**
TOTAL MAINTENANCE & REPAIR	**77,022**	**82,622**	**5,601**

GUADALUPE-BLANCO RIVER AUTHORITY
WORKPLAN AND BUDGET
FISCAL YEAR ENDING AUGUST 31, 2011

033 - DUNLAP WWTP

	FY 2010 BUDGET	FY 2011 BUDGET	FY 2010-2011 DIFFERENCE
PROJECT DEVELOPMENT			
LEGENDS POND EXPANSION-BENF		2,075	2,075
LEGENDS POND EXPANSION-A&G		1,712	1,712
LEGENDS POND EXPAN-NON GEN EMP		5,187	5,187
Total		**8,974**	**8,974**
DUNLAP AREA MASTER PLAN-STAFF	2,046		(2,046)
DUNLAP AREA MASTER PLAN-ENG	28,000	30,000	2,000
DUNLAP AREA MASTER PLAN-BENEFT	3,220	1,478	(1,741)
DUNLAP AREA MASTER PLAN-TRAVEL	1,000	500	(500)
DUNLAP AREA MASTER PLAN-A&G	2,513	1,220	(1,293)
DUNLAP AREA MASTER PLAN-SUPERV	5,807	3,696	(2,111)
DUNLAP AREA MASTER PLAN-MAT'L		500	500
DUNLAP AREA MASTER PLAN-OTHER	2,000		(2,000)
Total	**44,585**	**37,394**	**(7,191)**
TOTAL PROJECT DEVELOPMENT	**44,585**	**46,368**	**1,783**

GUADALUPE-BLANCO RIVER AUTHORITY
WORKPLAN AND BUDGET
FISCAL YEAR ENDING AUGUST 31, 2011

033 - DUNLAP WWTP

	FY 2010 BUDGET	FY 2011 BUDGET	FY 2010-2011 DIFFERENCE
WIP - OPERATING			
RIVER BEND FORCE MAIN-PROF FEE	10,000		(10,000)
RIVER BEND FORCE MAIN-CONST	35,000		(35,000)
RIVER BEND FORCE MAIN-MISC	5,000		(5,000)
Total	**50,000**		**(50,000)**
LEGEND POND DEV-STAFF	6,367		(6,367)
LEGEND POND DEV-SUPERV	2,312		(2,312)
LEGEND POND DEV-BENEFITS	3,558		(3,558)
LEGEND POND DEV-TRAVEL	1,500		(1,500)
LEGEND POND DEV-SERVICE	500		(500)
LEGEND POND DEV-A&G	2,777		(2,777)
LEGEND POND DEV-LEGAL	2,000		(2,000)
LEGEND POND DEV-PROF FEE	2,000	5,000	3,000
LEGEND POND DEV-CONST	10,000		(10,000)
LEGEND POND DEV-MATERIALS	500		(500)
LEGEND POND DEV-MISC/WRITE OFF	1,000		(1,000)
Total	**32,515**	**5,000**	**(27,515)**
WHITE WING SUBD WW-STAFF	4,730		(4,730)
WHITE WING SUBD WW-SUPERV	2,312		(2,312)
WHITE WING SUBD WW-BENEFITS	2,887		(2,887)
WHITE WING SUBD WW-TRAVEL	1,500	500	(1,000)
WHITE WING SUBD WW-SERVICE	500	500	
WHITE WING SUBD WW-A&G	2,253		(2,253)
WHITE WING SUBD WW-LEGAL	2,000		(2,000)
WHITE WING SUBD WW-PROF FEE	2,000	2,000	
WHITE WING SUBD WW-CONST	10,000	5,000	(5,000)
WHITE WING SUBD WW-MAT'L	500	500	
WHITE WING SUBD WW-MISC/W.OFF	1,000	1,000	
Total	**29,683**	**9,500**	**(20,183)**
MIDTEX COLLECTION SYST-SUPERV		3,000	3,000
MIDTEX COLLECTION SYST-TRAVEL		700	700
MIDTEX COLLECTION SYST-MAT'L		95,201	95,201

GUADALUPE-BLANCO RIVER AUTHORITY
WORKPLAN AND BUDGET
FISCAL YEAR ENDING AUGUST 31, 2011

033 - DUNLAP WWTP

	FY 2010 BUDGET	FY 2011 BUDGET	FY 2010-2011 DIFFERENCE
Total		**98,901**	**98,901**
LAKESIDE PASS NORTH EXT-TRAVEL	1,500		(1,500)
LAKESIDE PASS NORTH EXT-SERVIC	500		(500)
LAKESIDE PASS NORTH EXT-LEGAL	500		(500)
LAKESIDE PASS NORTH EXT-PRO FE	10,000		(10,000)
LAKESIDE PASS NORTH EXT-CONST	80,000		(80,000)
LAKESIDE PASS NORTH EXT-MAT'L	500		(500)
LAKESIDE PASS NORTH EXT-MISC	1,500		(1,500)
Total	**94,500**		**(94,500)**
TOTAL WIP - OPERATING	**206,697**	**113,401**	**(93,296)**

GUADALUPE-BLANCO RIVER AUTHORITY
WORKPLAN AND BUDGET
FISCAL YEAR ENDING AUGUST 31, 2011

033 - DUNLAP WWTP

	FY 2010 BUDGET	FY 2011 BUDGET	FY 2010-2011 DIFFERENCE
WIP - CONSTRUCTION			
PUMP STATION CONST-PROF FEE	85,000		(85,000)
Total	**85,000**		**(85,000)**
OASIS PUMP STATION-STAFF	32,076		(32,076)
OASIS PUMP STATION-SUPERV	8,668		(8,668)
OASIS PUMP STATION-BENEFIT	16,705		(16,705)
OASIS PUMP STATION-A&G	13,038		(13,038)
Total	**70,488**		**(70,488)**
RIVER BEND PUMP STATION-TRAVEL		5,000	5,000
RIVER BEND PUMP STATION-SERVIC		1,000	1,000
RIVER BEND PUMP STATION-LEGAL		1,000	1,000
RIVER BEND PUMP STATION-PRO FE		20,000	20,000
RIVER BEND PUMP STATION-CONST		565,000	565,000
RIVER BEND PUMP STATION-MAT'L		2,500	2,500
RIVER BEND PUMP STATION-MISC		5,000	5,000
Total		**599,500**	**599,500**
TOTAL WIP - CONSTRUCTION	**155,488**	**599,500**	**444,012**

GUADALUPE-BLANCO RIVER AUTHORITY
WORKPLAN AND BUDGET
FISCAL YEAR ENDING AUGUST 31, 2011

DUNLAP WWTP

	FY 2011 BUDGET
STRUCTURES & IMPROVEMENTS	
STORAGE SHED - 1/4 COST	550
Total STRUCTURES & IMPROVEMENTS	**550**
AUTO & HEAVY EQUIPMENT	
REPLACEMENT TRUCK - 1/4 COST	5,000
Total AUTO & HEAVY EQUIPMENT	**5,000**
TOTAL CAPITAL ADDITIONS	**5,550**

Rural Utilities Division
Northcliffe Wastewater Treatment Plant System
Operating Plan for Fiscal Year Ending 8/31/11

BACKGROUND

The Rural Utilities Division is responsible for operating four wastewater reclamation systems that include the Canyon Park Estates, Dunlap, Springs Hill and Northcliffe.

The four wastewater treatment plants named above range in treatment capacity from a high of 950,000 gallons per day (gpd) at the Dunlap Plant to a low of 180,000 gpd at Canyon Park Estates. All of the plants use an extended air activated sludge treatment process.

The Northcliffe Wastewater Reclamation facility is permitted by the Texas Commission on Environmental Quality to dispose of treated domestic wastewater effluent at a daily average flow not to exceed 300,000 gpd via irrigation of 117 acres at the Northcliffe Country Club golf course.

REVENUE SOURCES AND TRENDS

The Rural Utilities Division operates the Northcliffe wastewater treatment plant and provides service to residents of the City of Schertz. The City of Schertz makes payments to reimburse GBRA for all of the cost of operating and maintaining the plant. This contractual arrangement provides that GBRA does not under-recover nor over-recover the cost of operating the plant. During FY 2011, the operating and capital expenditures of this plant are expected to increase by $12,892 and therefore under the contract with the City of Schertz, wastewater service revenue will also increase by $12,892 to a total of $258,940.

CAPITAL ADDITIONS AND OPERATING EXPENDITURES

The following Work Plan and Budget describes the operations and maintenance to be performed during FY 2011 at the Northcliffe Wastewater Reclamation facility. The objective of the Work Plan and Budget is to keep the wastewater plant operating in a manner necessary to ensure that the quality of effluent meets all permit requirements and is suitable for municipal, agricultural and industrial supplies, as well as recreational uses and aquatic life. The Work Plan and Budget also will provide employees the training necessary for continued improvement and professional development.

Since the utility plant is relatively small, full-time personnel are not required in order to accomplish the mission. Five licensed employees, four operators and a chief operator/maintenance supervisor, provide operation and maintenance to the system on a daily basis. Additional manpower and equipment required for maintenance and technical services are transferred as needed from other operating divisions of GBRA. The Hydroelectric Rural Utilities Division Manager provides supervision of the division.

In an effort to provide advanced training and maintain Texas Commission on Environmental Quality wastewater licenses for all division employees, operating personnel will attend several Texas Engineering Extension Service courses including a hazardous materials course. Personnel will also attend the Texas Water Utilities Association annual wastewater school as well as attend electrical training classes throughout the year. In-house training programs will be held on first aid, CPR, hazard communications and team training.

Significant maintenance expenses and capital additions for the ensuing Fiscal Year include:

1. Instrumentation Services, Inc. to perform predictive maintenance tests on all plant equipment - $1,800.
2. Rehabilitate the clarifier - $26,000.
3. Upgrade the motor control center - $8,000.

The capital additions scheduled to be purchased during FY 2011 will all be shared with the three other wastewater plants in GBRA's Rural Utilities Division. As such, the Northcliffe Plant will be responsible for 25% of the cost of these capital additions. The additions scheduled for FY 2011 include a storage building and a replacement truck at an estimated aggregate cost of $5,550.

FUND BALANCE

Funds for the above listed capital additions and maintenance projects as well as all of the other operating expenditures that are summarized in the following pages will be provided from revenues from customer billings. Since this is a contract operation of GBRA that does not over-recover nor under-recover its total budgeted expenditures, the increase in fund balance for FY 2011 amounts to only $24.

GUADALUPE-BLANCO RIVER AUTHORITY
WORKPLAN AND BUDGET
FISCAL YEAR ENDING AUGUST 31, 2011

034 - NORTHCLIFFE WWTP

	FY 2010 BUDGET	FY 2011 BUDGET	FY 2010-2011 DIFFERENCE
OPERATING REVENUES			
WASTEWATER SERVICES:			
OPERATING & MAINTENANCE	210,275	224,187	13,913
ADMINISTRATIVE & GENERAL	26,773	29,252	2,479
ADDITIONS TO PLANT & EQUIP.	9,000	5,500	(3,500)
Total WASTEWATER SERVICES	**246,048**	**258,940**	**12,892**
TOTAL OPERATING REVENUES	**246,048**	**258,940**	**12,892**
OPERATING EXPENSES			
STAFF TECHNICAL ASSISTANCE	4,390	5,354	964
SUPERVISION	10,205	10,375	171
LABOR	46,941	55,522	8,581
Total OPERATING SALARIES & WAGES	**61,535**	**71,251**	**9,716**
EMPLOYEE EXPENSES & BENEFITS:			
EMPLOYEES' TRAVEL	250	200	(50)
EMPLOYEE BENEFITS	34,303	36,565	2,262
Total EMPLOYEE EXPENSES & BENEFITS	**34,553**	**36,765**	**2,212**
OPERATING SUPPLIES & SERVICES:			
TRUCK OPERATING EXPENSES	3,500	3,500	
BUILDING RENTAL	2,268	2,268	
DUES AND MEMBERSHIPS	150	140	(10)
PUBLICATIONS AND BOOKS	50	40	(10)
SMALL TOOLS EXPENSE	500	500	
UNIFORMS AND LAUNDRY	400	400	
TRAINING EXPENSES	1,450	1,000	(450)
SAFETY & EMERG. EXPENSES	1,500	1,000	(500)
POWER AND UTILITIES	20,000	20,000	
AUXILLARY POWER EXPENSE	500	450	(50)
CHLORINE	1,400	2,400	1,000
POLYMER	2,250	3,700	1,450
LAB SUPPLIES & EXPENSES	6,800	7,300	500
PROFESSIONAL FEES	2,100	1,500	(600)
INSPECTION FEES	1,950	1,900	(50)
COMMUNICATIONS	850	700	(150)
OFFICE SUPPLIES & EXPENSES	50	40	(10)
COMPUTER SUPPLIES & SERVICE	400	920	520

GUADALUPE-BLANCO RIVER AUTHORITY
WORKPLAN AND BUDGET
FISCAL YEAR ENDING AUGUST 31, 2011

034 - NORTHCLIFFE WWTP

	FY 2010 BUDGET	FY 2011 BUDGET	FY 2010-2011 DIFFERENCE
BANK SERVICE FEES	200	200	
INSURANCE EXPENSE	2,987	2,987	
MISCELLANEOUS EXPENSES	1,400	1,300	(100)
Total OPERATING SUPPLIES & SERVICES	**50,705**	**52,245**	**1,540**
MAINTENANCE & REPAIR			
LABOR	22,131	20,162	(1,969)
MATERIAL	13,950	19,750	5,800
SERVICES	27,400	23,100	(4,300)
Total MAINTENANCE & REPAIR	**63,481**	**63,012**	**(469)**
TOTAL OPERATING & MAINTENANCE	**210,275**	**223,274**	**12,999**
ADMINISTRATIVE & GENERAL:			
A & G EXPENSES	26,773	30,166	3,393
Total ADMINISTRATIVE & GENERAL	**26,773**	**30,166**	**3,393**
TOTAL OPERATING EXPENSES	**237,048**	**253,440**	**16,392**
NET OPERATING INCOME	**9,000**	**5,500**	**(3,500)**

GUADALUPE-BLANCO RIVER AUTHORITY
WORKPLAN AND BUDGET
FISCAL YEAR ENDING AUGUST 31, 2011

034 - NORTHCLIFFE WWTP

	FY 2010 BUDGET	FY 2011 BUDGET	FY 2010-2011 DIFFERENCE
OPERATING REVENUES	246,048	258,940	12,892
OPERATING EXPENSES	(237,048)	(253,440)	(16,392)
NET OPERATING INCOME	**9,000**	**5,500**	**(3,500)**
NON-OPERATING REVENUES (EXPENSES)			
INTEREST INCOME:			
INT ON NOW ACCTS	48	24	(24)
INT ON RESTD INVESTMENTS	6,500	3,600	(2,900)
Total INTEREST INCOME	**6,548**	**3,624**	**(2,924)**
TOTAL NON-OPERATING REVENUES (EXPENSES)	**6,548**	**3,624**	**(2,924)**
CHANGE IN NET ASSETS	**15,548**	**9,124**	**(6,424)**
CHANGE IN RESTRICTED FUNDS	**51,000**	**26,050**	**(24,950)**
INTERFUND LOANS			
DEBT CAPITAL			
TOTAL FUNDS AVAILABLE	**66,548**	**35,174**	**(31,374)**
PURCHASES OF FIXED ASSETS			
STRUCTURES & IMPROVEMENTS	1,000	550	(450)
AUTO & HEAVY EQUIPMENT	7,500	5,000	(2,500)
MISCELLANEOUS EQUIPMENT	500		(500)
Total PURCHASES OF FIXED ASSETS	**9,000**	**5,550**	**(3,450)**
WORK IN PROGRESS			
WIP-OPERATING	51,000	26,000	(25,000)
Total WORK IN PROGRESS	**51,000**	**26,000**	**(25,000)**
CHANGE IN RESTRICTED FUNDS	**6,500**	**3,600**	**(2,900)**
DEBT SERVICE			
TOTAL FUNDS APPLIED	**66,500**	**35,150**	**(31,350)**
NET CHANGE IN FUND BALANCE	**48**	**24**	**(24)**

GUADALUPE-BLANCO RIVER AUTHORITY
WORKPLAN AND BUDGET
FISCAL YEAR ENDING AUGUST 31, 2011

034 - NORTHCLIFFE WWTP

	FY 2010 BUDGET	FY 2011 BUDGET	FY 2010-2011 DIFFERENCE
SALARIES & WAGES DETAIL			
STAFF TECHNICAL ASSISTANCE:			
STA- SUPERVISION	2,657	3,258	601
STA- CLERICAL	1,733	2,096	363
Total STAFF TECHNICAL ASSISTANCE	**4,390**	**5,354**	**964**
SUPERVISION:			
SUPERVISION	10,205	10,375	171
Total SUPERVISION	**10,205**	**10,375**	**171**
OPERATING LABOR:			
CLERICAL	568	341	(227)
REG- OPERATING LABOR	40,884	48,445	7,561
REG- PURCHASING AGENT	703	887	184
REG- SAFETY & TRAINING		34	34
OVT- OPERATING LABOR	4,786	4,912	126
REG- WORKING HOLIDAY LABOR		903	903
Total OPERATING LABOR	**46,941**	**55,522**	**8,581**
MAINTENANCE & REPAIR			
M&R-LABOR:			
REG/LBR- OTHER	20,540	18,901	(1,639)
Total M&R-LABOR	**20,540**	**18,901**	**(1,639)**
M&R-OVERTIME:			
OVT/LBR- OTHER	1,590	1,261	(330)
Total M&R-OVERTIME	**1,590**	**1,261**	**(330)**
Total MAINTENANCE & REPAIR	**22,131**	**20,162**	**(1,969)**
WORK IN PROGRESS			
PROJECT DEVELOPMENT			
TOTAL SALARIES & WAGES	**83,666**	**91,413**	**7,747**

GUADALUPE-BLANCO RIVER AUTHORITY
WORKPLAN AND BUDGET
FISCAL YEAR ENDING AUGUST 31, 2011

034 - NORTHCLIFFE WWTP

	FY 2010 BUDGET	FY 2011 BUDGET	FY 2010-2011 DIFFERENCE
MAINTENANCE & REPAIR DETAIL			
LABOR:			
REG/LBR- OTHER	20,540	18,901	(1,639)
OVT/LBR- OTHER	1,590	1,261	(330)
Total LABOR	**22,131**	**20,162**	**(1,969)**
MATERIAL:			
M&R/MAT- GROUNDS	350	350	
M&R/MAT- BUILDINGS	750	750	
M&R/MAT- CLARIFIERS	500	200	(300)
M&R/MAT- PAINT EQUIPMENT	100	100	
M&R/MAT- PUMPS & MOTORS	1,500	1,400	(100)
M&R/MAT- CHEM FEED/SAMPLE	2,000	1,500	(500)
M&R/MAT- GREASE EQUIPMENT	200	200	
M&R/MAT- CONTROL SYSTEM	1,500	9,500	8,000
M&R/MAT- LINES & VALVES	3,000	500	(2,500)
M&R/MAT- FLOW METER	100	100	
M&R/MAT- LIFT STATION	1,000	1,000	
M&R/MAT- TRUCKS,TRAILER&EQ	200	200	
M&R/MAT- RADI0 EQUIPMENT	100	100	
M&R/MAT- GENERAL MAINT.	100	100	
M&R/MAT- BIOSOLIDS REMOVAL	700	700	
M&R/MAT- SAFETY	200	1,400	1,200
M&R/MAT- STORAGE BUILDING	100	100	
M&R/MAT- ROADS	200	200	
M&R/MAT- AUXILLARY POWER	200	200	
M&R/MAT - BIOSOLIDS SITE	500	500	
M&R/MAT- SCADA	500	500	
M&R/MAT- GEN. OFFICE BLDG	50	50	
M&R/MAT- OTHER	100	100	
Total MATERIAL	**13,950**	**19,750**	**5,800**
SERVICES:			
M&R/SER- GROUNDS	3,000	2,900	(100)
M&R/SER- BUILDINGS	200	200	
M&R/SER- CLARIFIERS	500	200	(300)
M&R/SER- PUMPS & MOTORS	1,000	900	(100)
M&R/SER- CHEM FEED/SAMPLE	400	400	
M&R/SER- CONTROL SYSTEM	2,000	1,000	(1,000)
M&R/SER- LINES & VALVES	3,000	500	(2,500)
M&R/SER- FLOW METER	450	450	
M&R/SER- LIFT STATION	900	900	
M&R/SER -TRUCKS,TRAILER&EQ	200	200	

GUADALUPE-BLANCO RIVER AUTHORITY
WORKPLAN AND BUDGET
FISCAL YEAR ENDING AUGUST 31, 2011

034 - NORTHCLIFFE WWTP

	FY 2010 BUDGET	FY 2011 BUDGET	FY 2010-2011 DIFFERENCE
M&R/SER- RADIO EQUIPMENT	200	200	
M&R/SER- GENERAL MAINT.	100	100	
M&R/SER- BIOSOLIDS REMOVAL	12,000	11,900	(100)
M&R/SER- SAFETY	200	200	
M&R/SER- AUXILLARY POWER	1,000	900	(100)
M&R/SER- SCADA	1,900	1,900	
M&R/SER- GEN. OFFICE BLDG	50	50	
M&R/SER- OTHER	300	200	(100)
Total SERVICES	**27,400**	**23,100**	**(4,300)**
TOTAL MAINTENANCE & REPAIR	**63,481**	**63,012**	**(469)**

GUADALUPE-BLANCO RIVER AUTHORITY
WORKPLAN AND BUDGET
FISCAL YEAR ENDING AUGUST 31, 2011

034 - NORTHCLIFFE WWTP

	FY 2010 BUDGET	FY 2011 BUDGET	FY 2010-2011 DIFFERENCE
WIP - OPERATING			
SCREENINGS COMPACTOR-SERVICE	10,000		(10,000)
SCREENINGS COMPACTOR-MAT'L	40,000		(40,000)
SCREENINGS COMPACTOR-MISC	1,000		(1,000)
Total	**51,000**		**(51,000)**
REHAB CLARIFIER- SERVICE		25,000	25,000
REHAB CLARIFIER- MAT'L		1,000	1,000
Total		**26,000**	**26,000**
TOTAL WIP - OPERATING	**51,000**	**26,000**	**(25,000)**

GUADALUPE-BLANCO RIVER AUTHORITY
WORKPLAN AND BUDGET
FISCAL YEAR ENDING AUGUST 31, 2011

NORTHCLIFFE WWTP

	FY 2011 BUDGET
STRUCTURES & IMPROVEMENTS	
STORAGE BUILDING - 1/4 COST	550
Total STRUCTURES & IMPROVEMENTS	**550**
AUTO & HEAVY EQUIPMENT	
REPLACEMENT TRUCK - 1/4 COST	5,000
Total AUTO & HEAVY EQUIPMENT	**5,000**
TOTAL CAPITAL ADDITIONS	**5,550**

Rural Utilities Division
Springs Hill Wastewater Treatment Plant System
Operating Plan for Fiscal Year Ending 8/31/11

BACKGROUND

The Rural Utilities Division is responsible for operating four wastewater reclamation systems that include Canyon Park Estates, Dunlap, Springs Hill and Northcliffe.

The four wastewater treatment plants named above range in treatment capacity from a high of 950,000 gallons per day (gpd) at the Dunlap Plant to a low of 180,000 gpd at Canyon Park Estates. All of the plants use an extended air activated sludge treatment process.

The Springs Hill Wastewater Reclamation facility is permitted by the Texas Commission on Environmental Quality to dispose of treated domestic wastewater effluent at a daily average flow not to exceed 300,000 gallons per day.

REVENUE SOURCES AND TRENDS

The Rural Utilities Division operates the Springs Hill wastewater treatment plant which provides services to residents of the City of Seguin. The City of Seguin makes payments to reimburse GBRA for all of the cost of operating and maintaining the Springs Hill plant. During FY 2011, the total operating expenditures of this plant are expected to decline slightly to $196,498 and therefore under the contract with the City of Seguin, the wastewater rate will also decline to $6.78 per thousand gallons.

CAPITAL ADDITIONS AND OPERATING EXPENDITURES

The following Work Plan and Budget describes the operations and maintenance to be performed during FY 2011 at the Springs Hill wastewater treatment plant. The objective of the Work Plan and Budget is to keep the wastewater plant operating in a manner necessary to ensure that the quality of effluent meets all permit requirements and is suitable for municipal, agricultural and industrial supplies, as well as recreational uses and aquatic life. The Work Plan and Budget also will provide employees the training necessary for continued improvement and professional development.

Since the utility plant is relatively small, full-time personnel are not required in order to accomplish the mission. Five licensed employees, four operators and a chief operator/maintenance supervisor, provide operation and maintenance to the system on a daily basis. Additional manpower and equipment required for maintenance and technical services are transferred as needed from other operating divisions of GBRA. The Hydroelectric/Rural Utilities Division Manager provides supervision of the division.

In an effort to provide advanced training and maintain Texas Commission on Environmental Quality wastewater licenses for all division employees, operating personnel will attend several Texas Engineering Extension Service courses including a hazardous materials course. Personnel will also attend the Texas Water Utilities Association annual wastewater school as well as attend electrical training classes throughout the year. In-house training programs will be held on first aid, CPR, hazard communications and team training.

Significant maintenance expenses for the ensuing Fiscal Year are:

1. Instrumentation Services, Inc. to continue predictive maintenance on all plant equipment - $1,750.
2. The removal of bio-solids (sludge) from the plant and delivery to the bio-solids application site - $11,000.

The capital additions scheduled to be purchased during FY 2011 will all be shared with the three other wastewater plants in GBRA's Rural Utilities Division. As such, the Springs Hill Plant will be responsible for 25% of the cost of these capital additions. The additions scheduled for FY 2011 include a storage building and a replacement truck at an estimated aggregate cost of $5,550.

FUND BALANCE

Funds for the maintenance projects as well as all of the other operating expenditures that are summarized in the following pages will be provided from revenues from the City of Seguin. The net increase in fund balance that GBRA anticipates in the Springs Hill WWTP System of the Rural Utilities Division after paying all FY 2011 budgeted expenditures is $27,358.

GUADALUPE-BLANCO RIVER AUTHORITY
WORKPLAN AND BUDGET
FISCAL YEAR ENDING AUGUST 31, 2011

035 - SPRINGS HILL WWTP

	FY 2010 BUDGET	FY 2011 BUDGET	FY 2010-2011 DIFFERENCE
OPERATING REVENUES			
WASTEWATER SERVICES:			
SERVICE FEES-CITY OF SEGUIN	249,900	222,253	(27,647)
Total WASTEWATER SERVICES	**249,900**	**222,253**	**(27,647)**
TOTAL OPERATING REVENUES	**249,900**	**222,253**	**(27,647)**
OPERATING EXPENSES			
STAFF TECHNICAL ASSISTANCE	4,189	4,750	560
SUPERVISION	5,759	5,839	80
LABOR	39,860	38,555	(1,305)
Total OPERATING SALARIES & WAGES	**49,809**	**49,144**	**(665)**
EMPLOYEE EXPENSES & BENEFITS:			
EMPLOYEES' TRAVEL	250	200	(50)
EMPLOYEE BENEFITS	29,224	26,345	(2,879)
Total EMPLOYEE EXPENSES & BENEFITS	**29,474**	**26,545**	**(2,929)**
OPERATING SUPPLIES & SERVICES:			
TRUCK OPERATING EXPENSES	2,000	2,200	200
BUILDING RENTAL	2,268	2,268	
DUES AND MEMBERSHIPS	150	150	
PUBLICATIONS AND BOOKS	50	50	
SMALL TOOLS EXPENSE	100	150	50
UNIFORMS AND LAUNDRY	500	300	(200)
TRAINING EXPENSES	1,450	1,500	50
SAFETY & EMERG. EXPENSES	1,500	1,500	
SECURITY EXPENSE	200	100	(100)
POWER AND UTILITIES	18,000	17,000	(1,000)
AUXILLARY POWER EXPENSE	500	200	(300)
CHLORINE	1,100	1,400	300
POLYMER	800	1,400	600
LAB SUPPLIES & EXPENSES	9,600	12,000	2,400
PROFESSIONAL FEES	1,700	1,700	
INSPECTION FEES	4,100	4,100	
COMMUNICATIONS	850	500	(350)
OFFICE SUPPLIES & EXPENSES	500	200	(300)
COMPUTER SUPPLIES & SERVICE	400	900	500
BANK SERVICE FEES	200	200	

GUADALUPE-BLANCO RIVER AUTHORITY
WORKPLAN AND BUDGET
FISCAL YEAR ENDING AUGUST 31, 2011

035 - SPRINGS HILL WWTP

	FY 2010 BUDGET	FY 2011 BUDGET	FY 2010-2011 DIFFERENCE
INSURANCE EXPENSE	4,587	4,587	
MISCELLANEOUS EXPENSES	1,400	1,000	(400)
Total OPERATING SUPPLIES & SERVICES	**51,955**	**53,405**	**1,450**
MAINTENANCE & REPAIR			
LABOR	21,470	16,719	(4,751)
MATERIAL	10,050	9,650	(400)
SERVICES	18,250	19,300	1,050
Total MAINTENANCE & REPAIR	**49,770**	**45,669**	**(4,101)**
TOTAL OPERATING & MAINTENANCE	**181,008**	**174,763**	**(6,245)**
ADMINISTRATIVE & GENERAL:			
A & G EXPENSES	22,809	21,735	(1,075)
Total ADMINISTRATIVE & GENERAL	**22,809**	**21,735**	**(1,075)**
TOTAL OPERATING EXPENSES	**203,818**	**196,498**	**(7,320)**
NET OPERATING INCOME	**46,082**	**25,755**	**(20,327)**

GUADALUPE-BLANCO RIVER AUTHORITY
WORKPLAN AND BUDGET
FISCAL YEAR ENDING AUGUST 31, 2011

035 - SPRINGS HILL WWTP

	FY 2010 BUDGET	FY 2011 BUDGET	FY 2010-2011 DIFFERENCE
OPERATING REVENUES	249,900	222,253	(27,647)
OPERATING EXPENSES	(203,818)	(196,498)	7,320
NET OPERATING INCOME	**46,082**	**25,755**	**(20,327)**
NON-OPERATING REVENUES (EXPENSES)			
INTEREST INCOME:			
INT ON NOW ACCTS	48	24	(24)
INTEREST ON CITY OF SEGUIN N/R	7,564	7,129	(435)
Total INTEREST INCOME	**7,612**	**7,153**	**(459)**
TOTAL NON-OPERATING REVENUES (EXPENSES)	**7,612**	**7,153**	**(459)**
CHANGE IN NET ASSETS	**53,694**	**32,908**	**(20,786)**
INTERFUND LOANS			
DEBT CAPITAL			
TOTAL FUNDS AVAILABLE	**53,694**	**32,908**	**(20,786)**
PURCHASES OF FIXED ASSETS			
STRUCTURES & IMPROVEMENTS	1,000	550	(450)
AUTO & HEAVY EQUIPMENT	7,500	5,000	(2,500)
MISCELLANEOUS EQUIPMENT	500		(500)
Total PURCHASES OF FIXED ASSETS	**9,000**	**5,550**	**(3,450)**
WORK IN PROGRESS			
DEBT SERVICE			
TOTAL FUNDS APPLIED	**9,000**	**5,550**	**(3,450)**
NET CHANGE IN FUND BALANCE	**44,694**	**27,358**	**(17,336)**

GUADALUPE-BLANCO RIVER AUTHORITY
WORKPLAN AND BUDGET
FISCAL YEAR ENDING AUGUST 31, 2011

035 - SPRINGS HILL WWTP

	FY 2010 BUDGET	FY 2011 BUDGET	FY 2010-2011 DIFFERENCE
SALARIES & WAGES DETAIL			
STAFF TECHNICAL ASSISTANCE:			
STA- SUPERVISION	2,322	2,634	312
STA- CLERICAL	1,867	2,116	249
Total STAFF TECHNICAL ASSISTANCE	**4,189**	**4,750**	**560**
SUPERVISION:			
SUPERVISION	5,759	5,839	80
Total SUPERVISION	**5,759**	**5,839**	**80**
OPERATING LABOR:			
CLERICAL	568	341	(227)
REG- OPERATING LABOR	33,993	32,530	(1,463)
REG- PURCHASING AGENT	604	639	35
REG- SAFETY & TRAINING		25	25
OVT- OPERATING LABOR	4,695	4,369	(325)
REG- WORKING HOLIDAY LABOR		651	651
Total OPERATING LABOR	**39,860**	**38,555**	**(1,305)**
MAINTENANCE & REPAIR			
M&R-LABOR:			
REG/LBR- OTHER	19,880	15,459	(4,422)
Total M&R-LABOR	**19,880**	**15,459**	**(4,422)**
M&R-OVERTIME:			
OVT/LBR- OTHER	1,590	1,261	(330)
Total M&R-OVERTIME	**1,590**	**1,261**	**(330)**
Total MAINTENANCE & REPAIR	**21,470**	**16,719**	**(4,751)**
WORK IN PROGRESS			
PROJECT DEVELOPMENT			
TOTAL SALARIES & WAGES	**71,279**	**65,863**	**(5,416)**

GUADALUPE-BLANCO RIVER AUTHORITY
WORKPLAN AND BUDGET
FISCAL YEAR ENDING AUGUST 31, 2011

035 - SPRINGS HILL WWTP

	FY 2010 BUDGET	FY 2011 BUDGET	FY 2010-2011 DIFFERENCE
MAINTENANCE & REPAIR DETAIL			
LABOR:			
REG/LBR- OTHER	19,880	15,459	(4,422)
OVT/LBR- OTHER	1,590	1,261	(330)
Total LABOR	**21,470**	**16,719**	**(4,751)**
MATERIAL:			
M&R/MAT- GROUNDS	150	100	(50)
M&R/MAT- BUILDING	200	200	
M&R/MAT- CLARIFIER	300	300	
M&R/MAT- PAINT EQUIPMENT		50	50
M&R/MAT- PUMPS & MOTORS	1,500	3,000	1,500
M&R/MAT- CHEM FEED/SAMPLE	4,000	2,000	(2,000)
M&R/MAT- GREASE EQUIPMENT	100	100	
M&R/MAT- CONTROL SYSTEM	600	600	
M&R/MAT- LINES & VALVES	200	300	100
M&R/MAT- FLOW METER	200	200	
M&R/MAT- TRUCKS,TRAILER&EQ	400	400	
M&R/MAT- RADIO EQUIPMENT	100	100	
M&R/MAT- GENERAL MAINT.	100	100	
M&R/MAT- BIOSOLIDS REMOVAL	500	500	
M&R/MAT- SAFETY	400	400	
M&R/MAT- STORAGE BUILDING	200	200	
M&R/MAT- ROADS	100	100	
M&R/MAT- BIOSOLIDS SITE	400	400	
M&R/MAT- SCADA	300	300	
M&R/MAT- AUX GENERATOR	200	200	
M&R/MAT- OTHER	100	100	
Total MATERIAL	**10,050**	**9,650**	**(400)**
SERVICES:			
M&R/SER- GROUNDS	1,500	1,500	
M&R/SER- BUILDING	200	200	
M&R/SER- PUMPS & MOTORS	600	600	
M&R/SER- CHEM FEED/SAMPLE	400	400	
M&R/SER- CONTROL SYSTEM	800	800	
M&R/SER- FLOW METER	400	400	
M&R/SER- TRUCKS,TRAILER&EQ	1,000	1,000	
M&R/SER- RADIO EQUIPMENT	100	100	
M&R/SER- GENERAL MAINT.	100	100	
M&R/SER- BIOSOLIDS REMOVAL	10,000	11,000	1,000
M&R/SER- SAFETY	300	300	
M&R/SER- ROADS	100	100	

GUADALUPE-BLANCO RIVER AUTHORITY
WORKPLAN AND BUDGET
FISCAL YEAR ENDING AUGUST 31, 2011

035 - SPRINGS HILL WWTP

	FY 2010 BUDGET	FY 2011 BUDGET	FY 2010-2011 DIFFERENCE
M&R/SER- BIOSOLIDS SITE	400	400	
M&R/SER- SCADA	2,000	2,000	
M&R/SER- AUX GENERATOR	300	300	
M&R/SER- OTHER	50	100	50
Total SERVICES	**18,250**	**19,300**	**1,050**
TOTAL MAINTENANCE & REPAIR	**49,770**	**45,669**	**(4,101)**

GUADALUPE-BLANCO RIVER AUTHORITY
WORKPLAN AND BUDGET
FISCAL YEAR ENDING AUGUST 31, 2011

SPRINGS HILL WWTP

	FY 2011 BUDGET
STRUCTURES & IMPROVEMENTS	
STORAGE SHED - 1/4 COST	550
Total STRUCTURES & IMPROVEMENTS	**550**
AUTO & HEAVY EQUIPMENT	
REPLACEMENT TRUCK - 1/4 COST	5,000
Total AUTO & HEAVY EQUIPMENT	**5,000**
TOTAL CAPITAL ADDITIONS	**5,550**

Rural Utilities Division
Wimberley Wastewater Treatment Plant System
Operating Plan for Fiscal Year Ending 8/31/11

BACKGROUND

The following Work Plan and Budget is based on the treatment of an average sewage flow of 4.84 million gallons per year or 0.013 million gallons per day.

GBRA assumed operations of the Wimberley Wastewater Treatment Plant on February 5, 2004 and currently has one customer, the Deer Creek Rehabilitation Facility, a nursing home. Three operators divide their time between the Buda, Shadow Creek, Sunfield and Wimberley plants to operate and maintain the systems. The System is supervised by the Chief Operator of the Shadow Creek Wastewater Reclamation System. In addition, some contract labor and support from other GBRA Divisions are included in the form of electrical, preventive maintenance, supervision, engineering, purchasing, laboratory, and administrative functions. GBRA's budget forecast includes all payroll and benefit expenses. In this work plan, the Wimberley Wastewater Treatment Plant will continue to be managed by existing GBRA professionals located in Seguin.

Prior to the summer of 2009, the waste treatment process consisted of an Imhoff tank. This plant was not capable of complying with the discharge permit limit for biochemical oxygen demand, and following the issuance by TCEQ of an Agreed Order, hydrogen peroxide was injected into the process stream in an attempt to meet compliance. Operators were not able to consistently meet the discharge permit requirements and the Imhoff tank was replaced with a conventional extended air package treatment plant in June 2009. While power costs increased significantly in the new treatment process due to the use of mechanical aeration, treatment chemicals and their costs were eliminated.

REVENUE SOURCES AND TRENDS

After signing an operating agreement with the City of Wimberley in April 2002 GBRA assumed operation of the wastewater plant on February 5, 2004. The plant has a permitted capacity of 0.015 million gallons per day (MGD). The contract between the City of Wimberley and GBRA provides that GBRA operate the plant and associated facilities and bill the customers of the system.

This work plan is based upon a 12-month FY 2011 budget year. The City and GBRA are continuing to study the need to expand the Plant in order to meet the needs of additional customers in the Wimberley area.

The budget is based on the treatment of 4,776,000 gallons, which is an increase in flow based on winter water usage by the customer. The budgeted FY 2011 revenue for the Wimberley Division is $111,363.

CAPITAL ADDITIONS AND OPERATING EXPENDITURES

The combined capital additions, debt service and operating expenditure budget for FY 2011 amounts to $111,363.

In addition to personnel costs, other significant operating and maintenance expenses are truck operating expenses of $5,400, power and utilities expenses of $9,000, and $2,400 for laboratory supplies.

The budget also assumes that GBRA will be completely responsible for insurance and risk management, the cost of which is estimated at $881. The budget includes the standard administration and general expense charged to all operating divisions of GBRA, and the budget for this expense is $11,012.

The FY 2011 budget includes an interfund loan repayment in the amount of $20,004. This amount represents a ten-year repayment to GBRA's General Division for the funds that were advanced to assist the Wimberley System in acquiring the new 0.15 mgd treatment plant.

FUND BALANCE

Funds for the above listed capital additions and maintenance projects as well as all of the other operating expenditures that are summarized in the following pages will be provided from revenues from the customer of the system. The net increase in the fund balance that GBRA anticipates in the Wimberley System is $0.

GUADALUPE-BLANCO RIVER AUTHORITY
WORKPLAN AND BUDGET
FISCAL YEAR ENDING AUGUST 31, 2011

036 - WIMBERLEY WWTP

	FY 2010 BUDGET	FY 2011 BUDGET	FY 2010-2011 DIFFERENCE
OPERATING REVENUES			
WASTEWATER SERVICES:			
SERVICE FEES	112,435	111,363	(1,072)
Total WASTEWATER SERVICES	**112,435**	**111,363**	**(1,072)**
TOTAL OPERATING REVENUES	**112,435**	**111,363**	**(1,072)**
OPERATING EXPENSES			
STAFF TECHNICAL ASSISTANCE	4,729	3,651	(1,078)
SUPERVISION	7,047	7,196	149
LABOR	15,558	16,264	706
Total OPERATING SALARIES & WAGES	**27,334**	**27,110**	**(223)**
EMPLOYEE EXPENSES & BENEFITS:			
EMPLOYEE BENEFITS	13,445	13,348	(96)
Total EMPLOYEE EXPENSES & BENEFITS	**13,445**	**13,348**	**(96)**
OPERATING SUPPLIES & SERVICES:			
TRUCK OPERATING EXPENSES	5,400	5,400	
PUBLICATIONS AND BOOKS	60	60	
SMALL TOOLS EXPENSE	120	120	
TRACTORS AND EQUIPMENT	360	360	
BIOSOLIDS DISPOSAL COSTS	1,440	1,440	
SAFETY & EMERG. EXPENSES	516	516	
POWER AND UTILITIES	8,000	9,000	1,000
AUXILLARY POWER EXPENSE	420	1,360	940
CHLORINE	240	240	
LAB SUPPLIES & EXPENSES	2,400	2,400	
PROFESSIONAL FEES	1,040	924	(116)
INSPECTION FEES	1,250	1,250	
COMMUNICATIONS	1,920	1,920	
OFFICE SUPPLIES & EXPENSES	60	60	
COMPUTER SUPPLIES & SERVICE	120	120	
INSURANCE EXPENSE	881	881	
MISCELLANEOUS EXPENSES	240	240	

GUADALUPE-BLANCO RIVER AUTHORITY
WORKPLAN AND BUDGET
FISCAL YEAR ENDING AUGUST 31, 2011

036 - WIMBERLEY WWTP

	FY 2010 BUDGET	FY 2011 BUDGET	FY 2010-2011 DIFFERENCE
Total OPERATING SUPPLIES & SERVICES	**24,467**	**26,291**	**1,824**
MAINTENANCE & REPAIR			
LABOR	5,458	6,260	802
MATERIAL	3,660	3,660	
SERVICES	3,960	3,820	(140)
Total MAINTENANCE & REPAIR	**13,078**	**13,740**	**662**
TOTAL OPERATING & MAINTENANCE	**78,324**	**80,490**	**2,167**
ADMINISTRATIVE & GENERAL:			
A & G EXPENSES	10,494	11,012	519
Total ADMINISTRATIVE & GENERAL	**10,494**	**11,012**	**519**
TOTAL OPERATING EXPENSES	**88,817**	**91,503**	**2,685**
NET OPERATING INCOME	**23,618**	**19,860**	**(3,758)**

GUADALUPE-BLANCO RIVER AUTHORITY
WORKPLAN AND BUDGET
FISCAL YEAR ENDING AUGUST 31, 2011

036 - WIMBERLEY WWTP

	FY 2010 BUDGET	FY 2011 BUDGET	FY 2010-2011 DIFFERENCE
OPERATING REVENUES	112,435	111,363	(1,072)
OPERATING EXPENSES	(88,817)	(91,503)	(2,685)
NET OPERATING INCOME	**23,618**	**19,860**	**(3,758)**
NON-OPERATING REVENUES (EXPENSES)			
INTEREST INCOME:			
INT ON WIMBERLEY OPR FUND	300	120	(180)
INT ON NOW ACCTS	48	24	(24)
Total INTEREST INCOME	**348**	**144**	**(204)**
TOTAL NON-OPERATING REVENUES (EXPENSES)	**348**	**144**	**(204)**
CHANGE IN NET ASSETS	**23,966**	**20,004**	**(3,962)**
INTERFUND LOANS			
DEBT CAPITAL			
TOTAL FUNDS AVAILABLE	**23,966**	**20,004**	**(3,962)**
PURCHASES OF FIXED ASSETS			
STRUCTURES & IMPROVEMENTS	3,500		(3,500)
Total PURCHASES OF FIXED ASSETS	**3,500**		**(3,500)**
WORK IN PROGRESS			
DEBT SERVICE			
GENERAL LOANS PAID	20,000	20,004	4
Total DEBT SERVICE	**20,000**	**20,004**	**4**
TOTAL FUNDS APPLIED	**23,500**	**20,004**	**(3,496)**
NET CHANGE IN FUND BALANCE	**466**	**0**	**(466)**

GUADALUPE-BLANCO RIVER AUTHORITY
WORKPLAN AND BUDGET
FISCAL YEAR ENDING AUGUST 31, 2011

036 - WIMBERLEY WWTP

	FY 2010 BUDGET	FY 2011 BUDGET	FY 2010-2011 DIFFERENCE
SALARIES & WAGES DETAIL			
STAFF TECHNICAL ASSISTANCE:			
STA- SUPERVISION	1,357	2,144	786
STA- CLERICAL	3,372	1,507	(1,865)
Total STAFF TECHNICAL ASSISTANCE	**4,729**	**3,651**	**(1,078)**
SUPERVISION:			
SUPERVISION	7,047	7,196	149
Total SUPERVISION	**7,047**	**7,196**	**149**
OPERATING LABOR:			
CLERICAL	529	591	62
REG- OPERATING LABOR	13,924	12,680	(1,244)
OVT- OPERATING LABOR	1,105	2,993	1,887
Total OPERATING LABOR	**15,558**	**16,264**	**706**
MAINTENANCE & REPAIR			
M&R-LABOR:			
REG/LBR- OTHER	5,458	6,260	802
Total M&R-LABOR	**5,458**	**6,260**	**802**
Total MAINTENANCE & REPAIR	**5,458**	**6,260**	**802**
WORK IN PROGRESS			
PROJECT DEVELOPMENT			
TOTAL SALARIES & WAGES	**32,792**	**33,371**	**579**

GUADALUPE-BLANCO RIVER AUTHORITY
WORKPLAN AND BUDGET
FISCAL YEAR ENDING AUGUST 31, 2011

036 - WIMBERLEY WWTP

	FY 2010 BUDGET	FY 2011 BUDGET	FY 2010-2011 DIFFERENCE
MAINTENANCE & REPAIR DETAIL			
LABOR:			
REG/LBR- OTHER	5,458	6,260	802
Total LABOR	**5,458**	**6,260**	**802**
MATERIAL:			
M&R/MAT- PUMPS	240	240	
M&R/MAT- LIFT STATION	240	240	
M&R/MAT- COLLECTN/FORCE MAINS	240	240	
M&R/MAT- METERS	120	120	
M&R/MAT- DRAIN FIELD	120	120	
M&R/MAT- INSTRUMNTS/ELECTRICAL	600	600	
M&R/MAT- FENCE/GROUNDS	240	240	
M&R/MAT- NON POTABLE WTR SYS	1,500	1,500	
M&R/MAT- TOOLS/EQUIPMENT	120	120	
M&R/MAT- OTHER	240	240	
Total MATERIAL	**3,660**	**3,660**	
SERVICES:			
M&R/SER- PUMPS	1,200	1,200	
M&R/SER- LIFT STATION	480	1,200	720
M&R/SER- METERS	240	380	140
M&R/SER- DRAIN FIELD	120	120	
M&R/SER- INSTRUMNTS/ELECTRICAL	240	240	
M&R/SER- FENCE/GROUNDS	1,200	200	(1,000)
M&R/SER- TOOLS/EQUIPMENT	240	240	
M&R/SER- OTHER	240	240	
Total SERVICES	**3,960**	**3,820**	**(140)**
TOTAL MAINTENANCE & REPAIR	**13,078**	**13,740**	**662**

Rural Utilities Division
Sunfield Wastewater Treatment Plant System
Operating Plan for Fiscal Year Ending 8/31/11

BACKGROUND

The following Work Plan and Budget is based on the treatment of an average sewage flow of 3.65 million gallons per year or 0.010 million gallons per day.

GBRA assumed operation of the Sunfield Wastewater Treatment Plant upon completion of construction and plant start-up was performed during October 2009. Three operators divide their time between the Buda, Shadow Creek, Wimberley and Sunfield plants to operate and maintain the systems. The System is supervised by the Chief Operator of the Shadow Creek Wastewater Reclamation System. In addition, some contract labor and support from other GBRA Divisions are included in the form of electrical, preventive maintenance, supervision, engineering, purchasing, laboratory, and administrative functions. GBRA's budget forecast includes all payroll and benefit expenses. In this work plan, the Sunfield Wastewater Treatment Plant will be managed by existing GBRA professionals located in Seguin.

REVENUE SOURCES AND TRENDS

An operating agreement was signed with 2428 Partners L.P. and the Sunfield Municipal Utility District #4 (District) in June 2006. The plant has a permitted capacity of 0.25 million gallons per day (MGD). The contract between 2428 Partners L.P., the District, and GBRA provides that GBRA will bill the District the actual cost of operating and maintaining the plant. As a result, revenue is matched to expenses and GBRA does not over-recover nor under-recover the cost of operating the plant.

This work plan is based upon a 12-month FY 2011 budget year. Since 2428 Partners funded the plant construction, no debt service is included in this budget.

The budget is based on the treatment of 3,650,000 gallons of wastewater. The budgeted FY 2011 revenue for the Sunfield Division is $166,652.

CAPITAL ADDITIONS AND OPERATING EXPENDITURES

The combined capital additions, debt service and operating expenditure budget for FY 2011 amounts to $155,850.

In addition to personnel costs, other significant operating and maintenance expenses are power and utilities expenses of $34,080, chemical expenses of $4,800, laboratory supplies of $11,500 and biosolids disposal costs of $4,800.

The budget includes the standard administration and general expense charged to all operating divisions of GBRA, and the budget for this expense is $10,802.

FUND BALANCE

Funds for the above listed capital additions and maintenance projects as well as all of the other operating expenditures that are summarized in the following pages will be provided from revenues from the District. Since this system represents a contract operation in which GBRA does not over-recover nor under-recover its costs, the net change in fund balance for FY 2011 is $0.

GUADALUPE-BLANCO RIVER AUTHORITY
WORKPLAN AND BUDGET
FISCAL YEAR ENDING AUGUST 31, 2011

037 - SUNFIELD WWTP

	FY 2010 BUDGET	FY 2011 BUDGET	FY 2010-2011 DIFFERENCE
OPERATING REVENUES			
WASTEWATER SERVICES:			
PLANT O & M EXPENSES	129,253	155,850	26,598
ADMINISTRATIVE & GENERAL	10,787	10,802	15
Total WASTEWATER SERVICES	**140,040**	**166,652**	**26,612**
TOTAL OPERATING REVENUES	**140,040**	**166,652**	**26,612**
OPERATING EXPENSES			
STAFF TECHNICAL ASSISTANCE	3,014	3,455	441
SUPERVISION	8,204	9,381	1,177
LABOR	17,606	14,375	(3,231)
Total OPERATING SALARIES & WAGES	**28,824**	**27,211**	**(1,614)**
EMPLOYEE EXPENSES & BENEFITS:			
EMPLOYEE BENEFITS	13,821	13,093	(728)
Total EMPLOYEE EXPENSES & BENEFITS	**13,821**	**13,093**	**(728)**
OPERATING SUPPLIES & SERVICES:			
TRUCK OPERATING EXPENSES	1,380	1,380	
PUBLICATIONS AND BOOKS	180		(180)
SMALL TOOLS EXPENSE	1,800	1,800	
TRACTORS AND EQUIPMENT	990	990	
UNIFORMS AND LAUNDRY	72	72	
PROCESS/SPECIAL OPERATING	2,700	1,800	(900)
BIOSOLIDS DISPOSAL COSTS	4,800	4,800	
SAFETY & EMERG. EXPENSES	1,800	1,800	
POWER AND UTILITIES	12,000	34,080	22,080
AUXILLARY POWER EXPENSE	2,000	2,000	
OPERATING CHEMICALS	360	360	
CHLORINE	450	450	
ALUM/FERRIC/CITRIC ACID	3,990	3,990	
LAB SUPPLIES & EXPENSES	11,500	11,500	
PROFESSIONAL FEES	1,188	1,056	(132)
INSPECTION/TESTING FEES	620	700	80
COMMUNICATIONS	1,260	1,260	
OFFICE SUPPLIES & EXPENSES	450	225	(225)
COMPUTER SUPPLIES & SERVICE	150		(150)
INSURANCE EXPENSE	2,021	2,021	

GUADALUPE-BLANCO RIVER AUTHORITY
WORKPLAN AND BUDGET
FISCAL YEAR ENDING AUGUST 31, 2011

037 - SUNFIELD WWTP

	FY 2010 BUDGET	FY 2011 BUDGET	FY 2010-2011 DIFFERENCE
MISCELLANEOUS EXPENSES	6,300	5,500	(800)
Total OPERATING SUPPLIES & SERVICES	**56,011**	**75,784**	**19,773**
MAINTENANCE & REPAIR			
LABOR	4,886	5,522	637
MATERIAL	7,380	14,740	7,360
SERVICES	18,330	19,500	1,170
Total MAINTENANCE & REPAIR	**30,596**	**39,762**	**9,167**
TOTAL OPERATING & MAINTENANCE	**129,253**	**155,850**	**26,598**
ADMINISTRATIVE & GENERAL:			
A & G EXPENSES	10,787	10,802	15
Total ADMINISTRATIVE & GENERAL	**10,787**	**10,802**	**15**
TOTAL OPERATING EXPENSES	**140,040**	**166,652**	**26,612**

GUADALUPE-BLANCO RIVER AUTHORITY
WORKPLAN AND BUDGET
FISCAL YEAR ENDING AUGUST 31, 2011

037 - SUNFIELD WWTP

	FY 2010 BUDGET	FY 2011 BUDGET	FY 2010-2011 DIFFERENCE
OPERATING REVENUES	140,040	166,652	26,612
OPERATING EXPENSES	(140,040)	(166,652)	(26,612)
NET OPERATING INCOME			
NON-OPERATING REVENUES (EXPENSES)			
TOTAL NON-OPERATING REVENUES (EXPENSES)			
CHANGE IN NET ASSETS			
INTERFUND LOANS			
DEBT CAPITAL			
TOTAL FUNDS AVAILABLE			
PURCHASES OF FIXED ASSETS			
WORK IN PROGRESS			
DEBT SERVICE			
TOTAL FUNDS APPLIED			
NET CHANGE IN FUND BALANCE			

GUADALUPE-BLANCO RIVER AUTHORITY
WORKPLAN AND BUDGET
FISCAL YEAR ENDING AUGUST 31, 2011

037 - SUNFIELD WWTP

	FY 2010 BUDGET	FY 2011 BUDGET	FY 2010-2011 DIFFERENCE
SALARIES & WAGES DETAIL			
STAFF TECHNICAL ASSISTANCE:			
STA- SUPERVISION	1,355	1,535	181
STA- CLERICAL	1,659	1,920	260
Total STAFF TECHNICAL ASSISTANCE	**3,014**	**3,455**	**441**
SUPERVISION:			
SUPERVISION	8,204	9,381	1,177
Total SUPERVISION	**8,204**	**9,381**	**1,177**
OPERATING LABOR:			
CLERICAL	529	591	62
REG- OPERATING LABOR	11,368	9,793	(1,575)
REG- SAFETY & TRAINING	739		(739)
OVT- OPERATING LABOR	4,970	3,990	(980)
Total OPERATING LABOR	**17,606**	**14,375**	**(3,231)**
MAINTENANCE & REPAIR			
M&R-LABOR:			
REG/LBR- OTHER	4,700	5,522	822
Total M&R-LABOR	**4,700**	**5,522**	**822**
M&R-OVERTIME:			
OVT/LBR- OTHER	185		(185)
Total M&R-OVERTIME	**185**		**(185)**
Total MAINTENANCE & REPAIR	**4,886**	**5,522**	**637**
WORK IN PROGRESS			
PROJECT DEVELOPMENT			
TOTAL SALARIES & WAGES	**33,710**	**32,733**	**(977)**

GUADALUPE-BLANCO RIVER AUTHORITY
WORKPLAN AND BUDGET
FISCAL YEAR ENDING AUGUST 31, 2011

037 - SUNFIELD WWTP

	FY 2010 BUDGET	FY 2011 BUDGET	FY 2010-2011 DIFFERENCE
MAINTENANCE & REPAIR DETAIL			
LABOR:			
REG/LBR- OTHER	4,700	5,522	822
OVT/LBR- OTHER	185		(185)
Total LABOR	**4,886**	**5,522**	**637**
MATERIAL:			
M&R/MAT- GROUNDS	900	1,000	100
M&R/MAT- BUILDINGS	360	1,300	940
M&R/MAT- FILTERS	360	1,000	640
M&R/MAT- CLARIFIERS	360	360	
M&R/MAT- PUMPS & MOTORS	180	3,600	3,420
M&R/MAT- CHEM FEED/SAMPLING	360	750	390
M&R/MAT- LINES & VALVES	180	180	
M&R/MAT- FLOW METERS		480	480
M&R/MAT- LIFT STATIONS	360	1,200	840
M&R/MAT- GENERAL MAINT	360	360	
M&R/MAT- SAFETY	360	360	
M&R/MAT- ROADS		250	250
M&R/MAT- AUX GENERATOR	540	540	
M&R/MAT- BLOWERS	360	360	
M&R/MAT- INSTRUM/ELECTRICAL	720	1,500	780
M&R/MAT- NON-POT WATER SYSTEM	810	500	(310)
M&R/MAT- OTHER	1,170	1,000	(170)
Total MATERIAL	**7,380**	**14,740**	**7,360**
SERVICES:			
M&R/SER- GROUNDS	1,200	2,200	1,000
M&R/SER- BUILDINGS	180	400	220
M&R/SER- PUMPS & MOTORS	1,800	2,000	200
M&R/SER- CHEM FEED/SAMPLING	360	500	140
M&R/SER- LINES & VALVES	540	540	
M&R/SER- FLOW METERS	450	480	30
M&R/SER- LIFT STATIONS	1,800	1,800	
M&R/SER- SAFETY		960	960
M&R/SER- ROADS	360	360	
M&R/SER- AUX GENERATOR	5,400	5,400	
M&R/SER- BLOWERS	4,800	2,000	(2,800)
M&R/SER- INSTRUM/ELECTRICAL	360	2,000	1,640
M&R/SER- NON-POT WATER SYSTEM	360	360	
M&R/SER- OTHER	720	500	(220)

GUADALUPE-BLANCO RIVER AUTHORITY
WORKPLAN AND BUDGET
FISCAL YEAR ENDING AUGUST 31, 2011

037 - SUNFIELD WWTP

	FY 2010 BUDGET	FY 2011 BUDGET	FY 2010-2011 DIFFERENCE
Total SERVICES	**18,330**	**19,500**	**1,170**
TOTAL MAINTENANCE & REPAIR	**30,596**	**39,762**	**9,167**

The systems within this division are independent systems. The inclusion of the following Division level consolidation pages is for information purposes only.

GUADALUPE-BLANCO RIVER AUTHORITY
RURAL UTILITIES DIVISION - WORKPLAN AND BUDGET
FISCAL YEAR ENDING AUGUST 31, 2011

	FY 2010 BUDGET	FY 2011 BUDGET	FY 2010-2011 DIFFERENCE
OPERATING REVENUES			
WASTEWATER SERVICES:			
PLANT O & M EXPENSES	1,297,885	1,395,927	98,042
ADMINISTRATIVE & GENERAL	37,561	40,054	2,494
SERVICE FEES-CITY OF SEGUIN	249,900	222,253	(27,647)
ADDS. TO PLANT AND EQUIP.	9,000	5,500	(3,500)
Total WASTEWATER SERVICES	**1,594,345**	**1,663,734**	**69,389**
MISCELLANEOUS INCOME:			
CONNECTION FEES	108,483	131,696	23,213
INSPECTION FEES	4,650	18,150	13,500
OASIS DEVELOPER PAYMENTS	125,000		(125,000)
MISCELLANEOUS REVENUES	3,940	21,720	17,780
Total MISCELLANEOUS INCOME	**242,073**	**171,566**	**(70,507)**
TOTAL OPERATING REVENUES	**1,836,418**	**1,835,300**	**(1,118)**
OPERATING EXPENSES			
STAFF TECHNICAL ASSISTANCE	79,191	43,208	(35,983)
SUPERVISION	66,179	69,424	3,245
LABOR	253,650	258,420	4,770
Total OPERATING SALARIES & WAGES	**399,020**	**371,053**	**(27,967)**
EMPLOYEE EXPENSES & BENEFITS:			
EMPLOYEES' TRAVEL	1,600	1,400	(200)
EMPLOYEE BENEFITS	209,396	188,243	(21,153)
Total EMPLOYEE EXPENSES & BENEFITS	**210,996**	**189,643**	**(21,353)**
OPERATING SUPPLIES & SERVICES:			
TRUCK OPERATING EXPENSES	23,080	23,580	500
BUILDING RENTAL	9,072	9,072	
DUES AND MEMBERSHIPS	720	790	70
PUBLICATIONS AND BOOKS	500	310	(190)
SMALL TOOLS EXPENSE	3,800	3,170	(630)
TRACTORS AND EQUIPMENT	1,890	2,000	110
UNIFORMS AND LAUNDRY	3,172	2,272	(900)
PROCESS/SPECIAL OPERATING	2,700	1,800	(900)
BIOSOLIDS DISPOSAL COSTS	50,240	50,240	
BAD DEBT EXPENSE	600	1,200	600
TRAINING EXPENSES	7,000	7,000	

GUADALUPE-BLANCO RIVER AUTHORITY
RURAL UTILITIES DIVISION - WORKPLAN AND BUDGET
FISCAL YEAR ENDING AUGUST 31, 2011

	FY 2010 BUDGET	FY 2011 BUDGET	FY 2010-2011 DIFFERENCE
SAFETY & EMERG. EXPENSES	9,276	8,576	(700)
SECURITY EXPENSE	500	350	(150)
POWER AND UTILITIES	154,000	183,080	29,080
AUXILLARY POWER EXPENSE	4,420	4,810	390
OPERATING CHEMICALS	600	600	
CHLORINE	6,590	8,290	1,700
ALUM/FERRIC/CITRIC ACID	19,110	19,110	
POLYMER	6,550	9,800	3,250
LAB SUPPLIES & EXPENSES	79,800	80,200	400
PROFESSIONAL FEES	10,988	10,140	(848)
INSPECTION/TESTING FEES	20,246	20,276	30
COMMUNICATIONS	9,660	9,160	(500)
OFFICE SUPPLIES & EXPENSES	2,660	1,725	(935)
COMPUTER SUPPLIES & SERVICE	2,190	3,860	1,670
BANK SERVICE FEES	1,600	1,600	
ADMIN FEES-GOFORTH WATER	9,000	9,000	
INSURANCE EXPENSE	27,366	27,366	
MISCELLANEOUS EXPENSES	12,140	11,140	(1,000)
Total OPERATING SUPPLIES & SERVICES	**479,470**	**510,517**	**31,047**
MAINTENANCE & REPAIR			
LABOR	111,701	99,555	(12,147)
MATERIAL	68,370	92,240	23,870
SERVICES	149,770	154,210	4,440
Total MAINTENANCE & REPAIR	**329,841**	**346,005**	**16,163**
TOTAL OPERATING & MAINTENANCE	**1,419,327**	**1,417,217**	**(2,110)**
ADMINISTRATIVE & GENERAL:			
A & G EXPENSES	163,431	155,300	(8,131)
Total ADMINISTRATIVE & GENERAL	**163,431**	**155,300**	**(8,131)**
TOTAL OPERATING EXPENSES	**1,582,758**	**1,572,518**	**(10,241)**
NET OPERATING INCOME	**253,660**	**262,783**	**9,123**

GUADALUPE-BLANCO RIVER AUTHORITY
RURAL UTILITIES DIVISION - WORKPLAN AND BUDGET
FISCAL YEAR ENDING AUGUST 31, 2011

	FY 2010 BUDGET	FY 2011 BUDGET	FY 2010-2011 DIFFERENCE
OPERATING REVENUES	1,836,418	1,835,300	(1,118)
OPERATING EXPENSES	(1,582,758)	(1,572,518)	10,241
NET OPERATING INCOME	**253,660**	**262,783**	**9,123**
NON-OPERATING REVENUES (EXPENSES)			
INTEREST INCOME:			
INT ON WIMBERLEY OPR FUND	300	120	(180)
INT ON NOW ACCTS	288	144	(144)
INTEREST ON CITY OF SEGUIN N/R	7,564	7,129	(435)
INT-WIMBERLEY CAP RECOVERY	41,300	31,440	(9,860)
INT ON DUNLAP I&S FUND	1,500	900	(600)
Total INTEREST INCOME	**50,952**	**39,733**	**(11,219)**
CAPITAL CONTRIBUTIONS:			
CONTRIBUTED BY OTHER FUNDS	51,499		(51,499)
Total CAPITAL CONTRIBUTIONS	**51,499**		**(51,499)**
INTEREST & BANK FEES:			
INT ON LONG TERM LOANS	(236,772)	(227,400)	9,372
Total INTEREST & BANK FEES	**(236,772)**	**(227,400)**	**9,372**
TOTAL NON-OPERATING REVENUES (EXPENSES)	**(134,321)**	**(187,667)**	**(53,346)**
CHANGE IN NET ASSETS	**119,339**	**75,116**	**(44,223)**
CHANGE IN RESTRICTED FUNDS	**51,000**	**26,050**	**(24,950)**
INTERFUND LOANS			
DEBT CAPITAL			
BANK LOANS		600,000	600,000
GENERAL LOANS	620,000	350,000	(270,000)
Total DEBT CAPITAL	**620,000**	**950,000**	**330,000**
TOTAL FUNDS AVAILABLE	**790,339**	**1,051,166**	**260,827**
PURCHASES OF FIXED ASSETS			

GUADALUPE-BLANCO RIVER AUTHORITY
RURAL UTILITIES DIVISION - WORKPLAN AND BUDGET
FISCAL YEAR ENDING AUGUST 31, 2011

	FY 2010 BUDGET	FY 2011 BUDGET	FY 2010-2011 DIFFERENCE
STRUCTURES & IMPROVEMENTS	7,500	4,200	(3,300)
AUTO & HEAVY EQUIPMENT	30,000	20,000	(10,000)
MISCELLANEOUS EQUIPMENT	13,200	30,000	16,800
Total PURCHASES OF FIXED ASSETS	**50,700**	**54,200**	**3,500**
WORK IN PROGRESS			
WIP-OPERATING	309,196	139,401	(169,795)
WIP-CONSTRUCTION	155,488	599,500	444,012
Total WORK IN PROGRESS	**464,684**	**738,901**	**274,217**
CHANGE IN RESTRICTED FUNDS	**6,500**	**3,600**	**(2,900)**
PROJECT DEVELOPMENT	**44,585**	**46,368**	**1,783**
DEBT SERVICE			
LOANS PAID	149,952	159,000	9,048
GENERAL LOANS PAID	20,000	20,004	4
Total DEBT SERVICE	**169,952**	**179,004**	**9,052**
TOTAL FUNDS APPLIED	**736,422**	**1,022,073**	**285,651**
NET CHANGE IN FUND BALANCE	**53,917**	**29,093**	**(24,824)**

GUADALUPE-BLANCO RIVER AUTHORITY
RURAL UTILITIES DIVISION - WORKPLAN AND BUDGET
FISCAL YEAR ENDING AUGUST 31, 2011

	FY 2010 BUDGET	FY 2011 BUDGET	FY 2010-2011 DIFFERENCE
SALARIES & WAGES DETAIL			
STAFF TECHNICAL ASSISTANCE:			
STA- SUPERVISION	45,574	20,975	(24,599)
STA- CLERICAL	33,617	22,233	(11,383)
Total STAFF TECHNICAL ASSISTANCE	**79,191**	**43,208**	**(35,983)**
SUPERVISION:			
SUPERVISION	66,179	69,424	3,245
Total SUPERVISION	**66,179**	**69,424**	**3,245**
OPERATING LABOR:			
CLERICAL	4,324	3,196	(1,128)
REG- OPERATING LABOR	210,319	214,808	4,489
REG- PURCHASING AGENT	3,263	3,328	65
REG- SAFETY & TRAINING	1,398	968	(430)
OVT- OPERATING LABOR	34,346	32,729	(1,617)
REG- WORKING HOLIDAY LABOR		3,391	3,391
Total OPERATING LABOR	**253,650**	**258,420**	**4,770**
MAINTENANCE & REPAIR			
M&R-LABOR:			
REG/LBR- OTHER	102,138	91,519	(10,619)
Total M&R-LABOR	**102,138**	**91,519**	**(10,619)**
M&R-OVERTIME:			
OVT/LBR- OTHER	9,563	8,035	(1,528)
Total M&R-OVERTIME	**9,563**	**8,035**	**(1,528)**
Total MAINTENANCE & REPAIR	**111,701**	**99,555**	**(12,147)**
WORK IN PROGRESS			
WIP-STAFF:			
LEGEND POND DEV-STAFF	6,367		(6,367)
WHITE WING SUBD WW-STAFF	4,730		(4,730)
OASIS PUMP STATION-STAFF	32,076		(32,076)
RIVER BEND PUMP STATION-STAFF	13,872		(13,872)

GUADALUPE-BLANCO RIVER AUTHORITY
RURAL UTILITIES DIVISION - WORKPLAN AND BUDGET
FISCAL YEAR ENDING AUGUST 31, 2011

	FY 2010 BUDGET	FY 2011 BUDGET	FY 2010-2011 DIFFERENCE
Total WIP-STAFF	**57,047**		**(57,047)**
WIP-SUPERVISION:			
LEGEND POND DEV-SUPERV	2,312		(2,312)
WHITE WING SUBD WW-SUPERV	2,312		(2,312)
OASIS PUMP STATION-SUPERV	8,668		(8,668)
MIDTEX COLLECTION SYST-SUPERV		3,000	3,000
Total WIP-SUPERVISION	**13,291**	**3,000**	**(10,291)**
Total WORK IN PROGRESS	**70,338**	**3,000**	**(67,338)**
PROJECT DEVELOPMENT			
PD-STAFF:			
DUNLAP AREA MASTER PLAN-STAFF	2,046		(2,046)
Total PD-STAFF	**2,046**		**(2,046)**
PD-SUPERVISION & LABOR:			
LEGENDS POND EXPAN-NON GEN EMP		5,187	5,187
DUNLAP AREA MASTER PLAN-SUPERV	5,807	3,696	(2,111)
Total PD-SUPERVISION & LABOR	**5,807**	**8,883**	**3,077**
Total PROJECT DEVELOPMENT	**7,853**	**8,883**	**1,030**
TOTAL SALARIES & WAGES	**588,912**	**482,490**	**(106,421)**

GUADALUPE-BLANCO RIVER AUTHORITY
RURAL UTILITIES DIVISION - WORKPLAN AND BUDGET
FISCAL YEAR ENDING AUGUST 31, 2011

	FY 2010 BUDGET	FY 2011 BUDGET	FY 2010-2011 DIFFERENCE
MAINTENANCE & REPAIR DETAIL			
LABOR:			
REG/LBR- OTHER	102,138	91,519	(10,619)
OVT/LBR- OTHER	9,563	8,035	(1,528)
Total LABOR	**111,701**	**99,555**	**(12,147)**
MATERIAL:			
M&R/MAT- GROUNDS	2,080	2,130	50
M&R/MAT- BUILDINGS	4,450	3,390	(1,060)
M&R/MAT- FILTERS	800	1,440	640
M&R/MAT- CLARIFIERS	1,940	1,940	
M&R/MAT- DRAIN FIELD	420	370	(50)
M&R/MAT- PUMPS & MOTORS	8,920	14,000	5,080
M&R/MAT- CHEM FEED/SAMPLING	9,200	7,790	(1,410)
M&R/MAT- NON POTABLE WTR SYS	2,200	2,150	(50)
M&R/MAT- TOOLS/EQUIPMENT	3,520	11,820	8,300
M&R/MAT- LINES & VALVES	3,800	1,800	(2,000)
M&R/MAT- FLOW METERS	940	1,420	480
M&R/MAT- LIFT STATIONS	6,260	16,900	10,640
M&R/MAT- SEWER SYSTEM	1,680	2,680	1,000
M&R/MAT- TRUCKS,TRAILER&EQ	2,140	2,140	
M&R/MAT- RADIO EQUIPMENT	350	350	
M&R/MAT- GENERAL MAINT	1,000	1,000	
M&R/MAT- BIOSOLIDS REMOVAL	3,100	3,300	200
M&R/MAT- SAFETY	1,480	2,680	1,200
M&R/MAT- STORAGE BUILDING	400	400	
M&R/MAT- ROADS	520	770	250
M&R/MAT- AUXILLARY POWER	200	200	
M&R/MAT- BIOSOLIDS SITE	1,700	1,700	
M&R/MAT- SCADA	1,300	1,300	
M&R/MAT- AUX GENERATOR	1,260	1,560	300
M&R/MAT- BLOWERS	3,460	3,460	
M&R/MAT- INSTRUM/ELECTRICAL	1,440	2,220	780
M&R/MAT- NON-POT WATER SYSTEM	1,710	1,400	(310)
M&R/MAT- GEN. OFFICE BLDG	50	50	
M&R/MAT- OTHER	2,050	1,880	(170)
Total MATERIAL	**68,370**	**92,240**	**23,870**
SERVICES:			
M&R/SER- GROUNDS	13,700	12,200	(1,500)
M&R/SER- BUILDINGS	1,360	2,300	940
M&R/SER- COLLECTN/FORCE MAINS	500	500	
M&R/SER- METERS	1,580	1,920	340
M&R/SER- DRAIN FIELD	120	120	
M&R/SER- PUMPS & MOTORS	7,690	9,340	1,650

GUADALUPE-BLANCO RIVER AUTHORITY
RURAL UTILITIES DIVISION - WORKPLAN AND BUDGET
FISCAL YEAR ENDING AUGUST 31, 2011

	FY 2010 BUDGET	FY 2011 BUDGET	FY 2010-2011 DIFFERENCE
M&R/SER- CHEM FEED/SAMPLING	4,080	3,220	(860)
M&R/SER- TOOLS/EQUIPMENT	4,490	3,540	(950)
M&R/SER- LINES & VALVES	3,900	1,400	(2,500)
M&R/SER- FLOW METERS	3,040	3,070	30
M&R/SER- LIFT STATIONS	12,700	14,000	1,300
M&R/SER- SEWER SYSTEM	22,300	22,300	
M&R/SER- TRUCKS,TRAILER&EQ	3,760	3,760	
M&R/SER- RADIO EQUIPMENT	550	550	
M&R/SER- GENERAL MAINT.	1,220	1,220	
M&R/SER- BIOSOLIDS REMOVAL	38,740	44,140	5,400
M&R/SER- SAFETY	840	1,700	860
M&R/SER- ROADS	1,660	1,660	
M&R/SER- AUXILLARY POWER	1,000	900	(100)
M&R/SER- BIOSOLIDS SITE	1,200	1,200	
M&R/SER- SCADA	6,200	6,200	
M&R/SER- AUX GENERATOR	8,320	8,920	600
M&R/SER- BLOWERS	6,500	3,700	(2,800)
M&R/SER- INSTRUM/ELECTRICAL	1,200	3,000	1,800
M&R/SER- NON-POT WATER SYSTEM	600	600	
M&R/SER- GEN. OFFICE BLDG	490	490	
M&R/SER- OTHER	2,030	2,260	230
Total SERVICES	**149,770**	**154,210**	**4,440**
TOTAL MAINTENANCE & REPAIR	**329,841**	**346,005**	**16,163**

GUADALUPE-BLANCO RIVER AUTHORITY
RURAL UTILITIES DIVISION - WORKPLAN AND BUDGET
FISCAL YEAR ENDING AUGUST 31, 2011

	FY 2010 BUDGET	FY 2011 BUDGET	FY 2010-2011 DIFFERENCE
PROJECT DEVELOPMENT			
LEGENDS POND EXPANSION-BENF		2,075	2,075
LEGENDS POND EXPANSION-A&G		1,712	1,712
LEGENDS POND EXPAN-NON GEN EMP		5,187	5,187
Total		**8,974**	**8,974**
DUNLAP AREA MASTER PLAN-STAFF	2,046		(2,046)
DUNLAP AREA MASTER PLAN-ENG	28,000	30,000	2,000
DUNLAP AREA MASTER PLAN-BENEFT	3,220	1,478	(1,741)
DUNLAP AREA MASTER PLAN-TRAVEL	1,000	500	(500)
DUNLAP AREA MASTER PLAN-A&G	2,513	1,220	(1,293)
DUNLAP AREA MASTER PLAN-SUPERV	5,807	3,696	(2,111)
DUNLAP AREA MASTER PLAN-MAT'L		500	500
DUNLAP AREA MASTER PLAN-OTHER	2,000		(2,000)
Total	**44,585**	**37,394**	**(7,191)**
TOTAL PROJECT DEVELOPMENT	**44,585**	**46,368**	**1,783**

GUADALUPE-BLANCO RIVER AUTHORITY
RURAL UTILITIES DIVISION - WORKPLAN AND BUDGET
FISCAL YEAR ENDING AUGUST 31, 2011

	FY 2010 BUDGET	FY 2011 BUDGET	FY 2010-2011 DIFFERENCE
WIP - OPERATING			
RIVER BEND FORCE MAIN-PROF FEE	10,000		(10,000)
RIVER BEND FORCE MAIN-CONST	35,000		(35,000)
RIVER BEND FORCE MAIN-MISC	5,000		(5,000)
Total	**50,000**		**(50,000)**
SCREENINGS COMPACTOR-SERVICE	10,000		(10,000)
SCREENINGS COMPACTOR-MAT'L	40,000		(40,000)
SCREENINGS COMPACTOR-MISC	1,000		(1,000)
Total	**51,000**		**(51,000)**
LEGEND POND DEV-STAFF	6,367		(6,367)
LEGEND POND DEV-SUPERV	2,312		(2,312)
LEGEND POND DEV-BENEFITS	3,558		(3,558)
LEGEND POND DEV-TRAVEL	1,500		(1,500)
LEGEND POND DEV-SERVICE	500		(500)
LEGEND POND DEV-A&G	2,777		(2,777)
LEGEND POND DEV-LEGAL	2,000		(2,000)
LEGEND POND DEV-PROF FEE	2,000	5,000	3,000
LEGEND POND DEV-CONST	10,000		(10,000)
LEGEND POND DEV-MATERIALS	500		(500)
LEGEND POND DEV-MISC/WRITE OFF	1,000		(1,000)
Total	**32,515**	**5,000**	**(27,515)**
WHITE WING SUBD WW-STAFF	4,730		(4,730)
WHITE WING SUBD WW-SUPERV	2,312		(2,312)
WHITE WING SUBD WW-BENEFITS	2,887		(2,887)
WHITE WING SUBD WW-TRAVEL	1,500	500	(1,000)
WHITE WING SUBD WW-SERVICE	500	500	
WHITE WING SUBD WW-A&G	2,253		(2,253)
WHITE WING SUBD WW-LEGAL	2,000		(2,000)
WHITE WING SUBD WW-PROF FEE	2,000	2,000	
WHITE WING SUBD WW-CONST	10,000	5,000	(5,000)
WHITE WING SUBD WW-MAT'L	500	500	
WHITE WING SUBD WW-MISC/W.OFF	1,000	1,000	

GUADALUPE-BLANCO RIVER AUTHORITY
RURAL UTILITIES DIVISION - WORKPLAN AND BUDGET
FISCAL YEAR ENDING AUGUST 31, 2011

	FY 2010 BUDGET	FY 2011 BUDGET	FY 2010-2011 DIFFERENCE
Total	**29,683**	**9,500**	**(20,183)**
CANYON PRK PLNT EXPAN-STAFF	13,872		(13,872)
CANYON PRK PLNT EXPAN-BENEFITS	5,688		(5,688)
CANYON PRK PLNT EXPAN-TRAVEL	1,500		(1,500)
CANYON PRK PLNT EXPAN-SERVICE	500		(500)
CANYON PRK PLNT EXPAN-A&G	4,439		(4,439)
CANYON PRK PLNT EXPAN-LEGAL	2,000		(2,000)
CANYON PRK PLNT EXPAN-PROF FEE	2,000		(2,000)
CANYON PRK PLNT EXPAN-CONST	20,000		(20,000)
CANYON PRK PLNT EXPAN-MAT'L	500		(500)
CANYON PRK PLNT EXPAN-MISC	1,000		(1,000)
Total	**51,499**		**(51,499)**
REHAB CLARIFIER- SERVICE		25,000	25,000
REHAB CLARIFIER- MAT'L		1,000	1,000
Total		**26,000**	**26,000**
MIDTEX COLLECTION SYST-SUPERV		3,000	3,000
MIDTEX COLLECTION SYST-TRAVEL		700	700
MIDTEX COLLECTION SYST-MAT'L		95,201	95,201
Total		**98,901**	**98,901**
LAKESIDE PASS NORTH EXT-TRAVEL	1,500		(1,500)
LAKESIDE PASS NORTH EXT-SERVIC	500		(500)
LAKESIDE PASS NORTH EXT-LEGAL	500		(500)
LAKESIDE PASS NORTH EXT-PRO FE	10,000		(10,000)
LAKESIDE PASS NORTH EXT-CONST	80,000		(80,000)
LAKESIDE PASS NORTH EXT-MAT'L	500		(500)
LAKESIDE PASS NORTH EXT-MISC	1,500		(1,500)
Total	**94,500**		**(94,500)**
TOTAL WIP - OPERATING	**309,196**	**139,401**	**(169,795)**

GUADALUPE-BLANCO RIVER AUTHORITY
RURAL UTILITIES DIVISION - WORKPLAN AND BUDGET
FISCAL YEAR ENDING AUGUST 31, 2011

	FY 2010 BUDGET	FY 2011 BUDGET	FY 2010-2011 DIFFERENCE
WIP - CONSTRUCTION			
PUMP STATION CONST-PROF FEE	85,000		(85,000)
Total	**85,000**		**(85,000)**
OASIS PUMP STATION-STAFF	32,076		(32,076)
OASIS PUMP STATION-SUPERV	8,668		(8,668)
OASIS PUMP STATION-BENEFIT	16,705		(16,705)
OASIS PUMP STATION-A&G	13,038		(13,038)
Total	**70,488**		**(70,488)**
RIVER BEND PUMP STATION-TRAVEL		5,000	5,000
RIVER BEND PUMP STATION-SERVIC		1,000	1,000
RIVER BEND PUMP STATION-LEGAL		1,000	1,000
RIVER BEND PUMP STATION-PRO FE		20,000	20,000
RIVER BEND PUMP STATION-CONST		565,000	565,000
RIVER BEND PUMP STATION-MAT'L		2,500	2,500
RIVER BEND PUMP STATION-MISC		5,000	5,000
Total		**599,500**	**599,500**
TOTAL WIP - CONSTRUCTION	**155,488**	**599,500**	**444,012**

GUADALUPE-BLANCO RIVER AUTHORITY
RURAL UTILITIES DIVISION - WORKPLAN AND BUDGET
FISCAL YEAR ENDING AUGUST 31, 2011

	FY 2011 BUDGET
MISCELLANEOUS EQUIPMENT	
SLUDGE DRYING BOX	30,000
Total MISCELLANEOUS EQUIPMENT	**30,000**
STRUCTURES & IMPROVEMENTS	
EMERGENCY GENERATOR COVER	2,000
STORAGE SHED	2,200
Total STRUCTURES & IMPROVEMENTS	**4,200**
AUTO & HEAVY EQUIPMENT	
REPLACEMENT TRUCK	20,000
Total AUTO & HEAVY EQUIPMENT	**20,000**
TOTAL CAPITAL ADDITIONS	**54,200**

Water Sales

Canyon Dam and Reservoir

Completed in 1964, this cooperative project between the U.S. Army Corps of Engineers and GBRA provides flood control protection and a stored water supply. GBRA operates the water storage portion to provide municipal, industrial, and agricultural customers with a dependable water supply particularly during drought or low flow conditions.

GBRA is responsible for reservoir water management and release within the 'conservation pool,' between 800 feet mean sea level (msl) and the normal operating elevation of 909 msl. The Corps is responsible for management and release of waters within the 'flood control pool' at elevations of 909 to 943 msl. Water is normally released as soon as possible from this portion of the reservoir which must be kept empty to contain runoff from high rainfall and flood events.

Primarily, the reservoir provides flood control protection for people living downstream of the Dam, but it also supplies many users with their sole source of water. For others, it provides a dependable alternative source of water during drought conditions and low river flows. Reservoir water supplies stored water to cities, industries and agricultural users. Under a permit issued by the State of Texas, GBRA is allowed to divert an average of 90,000 acre-feet per year of stored water to supply contracted water users.

The dam is an earthfill embankment, 224 feet high and 6,830 feet long. At maximum 'conservation pool' level of 909 feet elevation msl, the reservoir covers more than 8,200 surface acres and impounds 386,200 acre-feet of water to a depth of 140 feet. At maximum 'flood control pool' elevation of 943 feet msl, the reservoir impounds a total of 732,600 acre-feet of water.

- Service Provided: Raw Water
- Location: Canyon Lake, TX
- Startup Operation Date: 1964
- Service Area: Guadalupe River Basin
- # of Current Employees: 16
- Budgeted Revenue: $20,757,406

Sampling at Peach Creek

Regional Laboratory

The Regional Laboratory provides support services for GBRA-operated water and wastewater plants, chemical and bacteriological testing for cities, water districts, industries, consulting firms, and private individuals, and environmental monitoring within the river basin.

The laboratory conducts chemical and bacteriological analysis of potable water, wastewater and environmental samples utilizing current technology and equipment, including a Perkin-Elmer 5100ZL Graphite Furnace/Flame Atomic Absorption Unit to test water for the presence of lead and 14 other heavy metals.

In addition to its broad water quality planning initiatives and participation in environmental and water quality monitoring programs within the river basin, the laboratory also sponsors and trains Texas Watch water quality monitors, a statewide volunteer program created under the Texas Clean Rivers Act of 1994 to involve citizens in the testing and protection of water resources. The lab also conducts presentations for schools, civic and other organizations on water quality, environmental issues, Texas Watch and other water-related subjects.

The laboratory maintains strong working relationships with federal, state and local government agencies responsible for water quality, as well as corporations and individuals capable of affecting water quality. In addition, the Regional Laboratory earned acceptance into the National Environmental Laboratory Accreditation (NELAP).

- Service Provided: Water testing
- Location: Seguin, TX
- Startup Operation Date: 1974
- # of Current Employees: 6
- Budgeted Revenue: $770,000

Calhoun Canal

This system diverts water from the Guadalupe River into the GBRA main canal for distribution to industrial, municipal, and agricultural customers in Calhoun County through a series of irrigation canals, checks, pump stations and pipelines.

The system provides a raw water supply for the Port Lavaca Water Treatment Plant and industrial refinery operations operated by Seadrift Coke, Ineos Nitriles and the Dow Chemical Company's Seadrift plant. It also delivers irrigation water to agricultural users, including the Calhoun County rice industry.

As part of the Water Supply System operation, ongoing maintenance to the Lower Guadalupe Diversion Dam and Salt Water Barrier near Tivoli provides efficient diversion and protects the area water supply from salt water contamination. Clearing log jams from the lower reaches of the Guadalupe River provides safe access for navigation and prevents course changes.

In addition, the division conducts water quality monitoring and testing services, as well as billing and contract administration services.

- Service Provided: Water supply
- Location: Calhoun County, TX
- Startup Operation Date: 1962
- Rice acres irrigated: 2,200
- # of Current Employees: 7
- Budgeted Revenue: $1,339,493

San Marcos WTP

This division operates and manages the City of San Marcos' water treatment plant, recently upgraded to 21 mgd. Raw water from Canyon Reservoir is pumped from Lake Dunlap through a 20-mile pipeline, treated to meet state and federal drinking standards, and delivered to the cities of San Marcos, Kyle, Buda, as well as the Go Forth WSC, Monarch Utilities, and Sunfield MUD.

The plant is owned by the City of San Marcos, which selected GBRA to be the contract operator of this $7.2 million facility. Operations began in January 2000 with an initial treatment capacity of 6 mgd.

The plant's water source is stored water from Canyon Reservoir, contracted by the City of San Marcos and others. GBRA built and owns the pump station at Lake Dunlap that diverts the stored water, and the 20 miles of pipeline that delivers the water to the plant for treatment.

The conversion to surface water has reduced the City of San Marcos' daily pumping from the Edwards Aquifer by an average of 75%. Reduced pumping protects the spring flow contributions to the Guadalupe River from the Comal Springs and the San Marcos Springs. Existing city wells can be reserved for use as supplemental resources during peak usage periods.

- Service Provided: Water treatment
- Location: San Marcos, TX
- Startup Operation Date: January 2000
- Service Area: Hays County, TX
- Plant Capacity: 21 mgd
- # of Gallons Treated: 3,369,279,000
- # of Current Employees: 6
- Budgeted Revenue: $1,657,508

Buda WWTP

This plant operates and manages 600,000 gallons per day (gpd) under contract with the City of Buda. GBRA assumed operations of the Buda WWTP in October 2001 after the plant expansion in July 2001. Located in the environmentally sensitive Onion Creek watershed, the plant is operated as a "complete mix, activated sludge system" utilizing two clarifiers for biosolids and phosphorus removal. Sludge handling is facilitated by two "Wedgewater tile" drying beds.

- Service Provided: Wastewater treatment
- Location: Buda, TX
- Startup Operation Date: 1985
- Customer: City of Buda
- Capacity: 600,000 gpd
- # of Current Employees: 2
- Budgeted Revenue: $511,681

Guadalupe-Blanco River Authority
Water Resources Division Organizational Chart

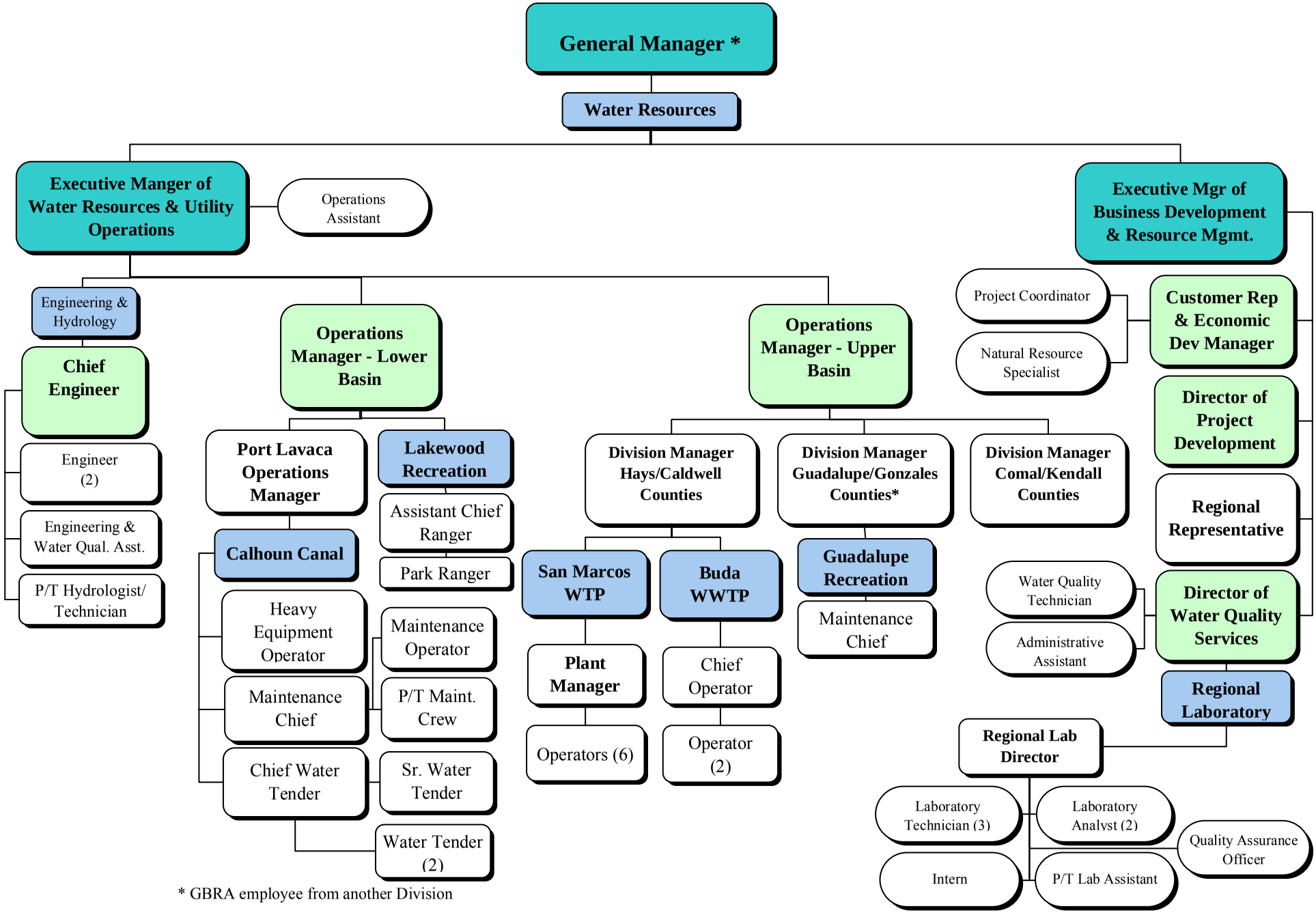

* GBRA employee from another Division

Staffing Summary

Water Resources	# of Authorized Positions (FTE)		
	2009	2010	2011
Water Supply			
Executive Mgr. of Water Resources & Utility Oper.	1	1	1
Executive Mgr. of Business Dev. & Resource Mgmt.	1	1	1
Operations Manager - Lower Basin	1	1	1
Operations Manager - Upper Basin	1	1	1
Chief Engineer	1	1	1
Director of Project Development	1	1	1
Director of Water Quality Services	1	1	1
Divison Manager - Comal/Kendall Counties	1	1	1
Divison Manager - Hays/Caldwell Counties	1	1	1
Customer Rep & Eco Dev Manager	1	1	1
Engineer	2	2	2
Regional Representative	1	1	1
Assistant Chief Ranger	1	1	1
P/T Hydrologist/Technician	0.5	0.5	0.5
Operations Assistant	1	1	1
Project Coordinator	1	1	1
Water Quality Technician	1	1	1
Engineering & Water Quality Assistant	1	1	1
Natural Resource Specialist	1	1	1
Maintenance Chief	1	1	1
Administrative Assistant	1	1	1
Park Ranger	1	1	1
Total Water Supply	22.5	22.5	22.5
Regional Laboratory			
Regional Lab Director	1	1	1
Laboratory Analyst	2	2	2
Quality Assurance Officer	---	---	1
Laboratory Technician	5	3	3
P/T Lab Assistant	0.5	0.5	0.5
Intern	0.5	0.5	0.5
Total Regional Laboratory	9	7	8
Calhoun Canal			
Port Lavaca Operations Manager	1	1	1
Chief Water Tender	1	1	1
Heavy Equipment Operator	1	1	1
Senior Water Tender	1	1	1
Water Tender	3	2	2
Maintenance Chief	1	1	1
Maintenance Operator	1	1	1
P/T Maintenance Crew	0.5	0.5	0.5
Total Calhoun Canal	9.5	8.5	8.5
SUBTOTAL	**41**	**38**	**39**

Staffing Summary

Water Resources - Cont.	# of Authorized Positions (FTE)		
	2009	2010	2011
SUBTOTAL	**41**	**38**	**39**
San Marcos WTP			
Plant Manager	1	1	1
Operator	6	6	6
Total San Marcos	7	7	7
Buda WWTP			
Chief Operator	1	1	1
Operator	2	2	2
Total Buda WWTP	3	3	3
TOTAL	**51**	**48**	**49**

Changes from FY 2009 to FY 2010
2-Laboratory Technician positions were removed from the Regional Lab.
1-Water Tender position was removed from Calhoun Canal.

Changes from FY 2010 to FY 2011
1-Quality Assurance Officer position was added in the Regional Lab.

Budget Summary

Division: **Water Resources**

Description

The Water Resources Division provides cities, industries, and agricultural producers with a reliable water supply, including stored water from Canyon Reservoir. Since 1964, the Reservoir has provided the river basin below Canyon Dam with flood control and a dependable water supply during times of reduced rainfall or low river flow. Many users rely on this water as their sole source of supply while, for others, it provides the reassurance of a firm source of water even during drought conditions.

This division is also responsible for GBRA's water quality program as well as the operation of a regional water quality laboratory located at the general office in Seguin. The regional water quality laboratory not only provides services to GBRA operations, but also performs water and wastewater analyses for both private and public entities as well as individuals.

Another component of the Water Resource Division is the Calhoun Canal System. The Canal System delivers raw water to agricultural, municipal, and industrial customers in Calhoun County.

GBRA, through its San Marcos Water Treatment Plant System, serves as the contract operator of a surface water plant and well system owned by the City of San Marcos. Early in January 2000, San Marcos WTP employees brought the Plant on-line and started operations of the well system in December 2005.

In October 2001, GBRA assumed operations of the wastewater treatment plant from the City of Buda. This plant is staffed by two operators and supervised by the Division Manager – Hays/Caldwell Counties. The Operations Manager – Upper Basin provides technical oversight.

Objectives

The following objectives are the division's operating plan for FY 2011 in working toward the goals and objectives as outlined in the mission statement.

WATER RESOURCE MANAGEMENT GOAL

Lake Wood Recreation Area

To … insure proper training and state of readiness for park staff to implement emergency procedures during high water and flood conditions on the Guadalupe River.

Regional Laboratory & Water Quality
To … maintain representative, accurate, precise and comparable laboratory test results, thereby providing the data upon which sound water quality decisions may be made.

Calhoun Canal
To... continue to investigate and apply corrective measures for a tenacious specie of submerged aquatic weed that is restricting and disrupting flows to the lower reaches of the irrigation system.

San Marcos Water Treatment Plant
To … use water efficiently by coordinating raw and treated water deliveries with no unscheduled downtime.
To … complete work plan tasks within 95% of budget projections.

Buda Wastewater Reclamation Facility
To…work with the City of Buda on projects related to water reuse, pretreatment, and water quality.

WATER QUALITY GOAL

Lake Wood Recreation Area
To … continually monitor all island lots adjacent to Lake Wood, major shoreline disturbances, etc. that may create a potential water quality problem. Program to include:

- Annual water quality sampling adjacent to island lots.
- Annual inspection of all island lot properties to identify non-permitted property modifications on lease property.

Regional Laboratory & Water Quality
To … continue water quality sampling of river basin sites funded by GBRA and those contracted for under the Texas Clean Rivers Program and other grant-funded projects, and to make this data available to the public and regulatory agencies.

Calhoun Canal
To … continue to work with Union Carbide to minimize reverse flows of lower quality water in the old Goff Bayou area.

San Marcos Water Treatment Plant
To … meet or exceed Texas Commission on Environmental Quality and Environmental Protection Agency water quality requirements and continue to receive TOP OPS certification.
To … meet or exceed all water quality goals as outlined in the System's work plan.

Buda Wastewater Reclamation Facility
To… meet or exceed all Texas Commission on Environmental Quality and Environmental Protection Agency waste water discharge standards.

PUBLIC SERVICES GOAL

Lake Wood Recreation Area
To … continue evaluation of current services provided by GBRA to customers to determine future recreational needs and facility development. GBRA will pursue outside sources of funding (grants, etc) to assist with facility development.

Regional Laboratory & Water Quality
To … provide physical, chemical and biological laboratory analyses of water from natural streams, potable and wastewater treatment plants, groundwater wells and biosolids for the Guadalupe-Blanco River Authority's operations, municipalities, industries, consulting engineers, and the general public, and to assist customers by interpreting this information when needed.

Calhoun Canal
To … continue to work with new initiative of the Calhoun County Marine Advisory Board in promoting stewardship of water resources.

San Marcos Water Treatment Plant
To … supply high quality potable water in quantities requested by the City and IH35 customers as outlined in the operations contracts.
To … provide information to the general public concerning water quality and plant operations and provide data needed to assist the City and IH35 customers in completion of the annual Consumer Confidence Report.
To … remain aware of local issues as related to water quality.

Buda Wastewater Reclamation Facility
To… provide information to the City of Buda and the general public concerning plant operations and quality of effluent from the plant.

ECONOMIC DEVELOPMENT GOAL

Lake Wood Recreation Area
To … continue participation in Regional Tourism Groups, the Gonzales Paddle Trail, and the Gonzales Chamber of Commerce & Agriculture in the support of economic and tourism development. GBRA's focus will be the promotion of economic and tourism development on a "region-wide" basis instead of individual community programs.

Regional Laboratory & Water Quality
To … maintain a database and website of the Guadalupe River Basin's water quality information and special studies for use by economic development groups, chambers of commerce, city councils, and prospective enterprises and industries.

Calhoun Canal
To ... work with and encourage new sprinkler irrigation system projects for row crops in order to expand the irrigated acreage and enhance yields and income of area farmers.

San Marcos Water Treatment Plant
To … assist in studies for delivering high quality potable water to entities located in the Plant service area.
To … maintain the plant as a "show place" and produce superior water.
Buda Wastewater Reclamation Facility
To… assist in the development of water reuse projects within the service area of the City of Buda.

TECHNICAL ASSISTANCE AND SUPPORT GOAL

Lake Wood Recreation Area
To … develop and host cooperative training programs to benefit GBRA, our customers, the general public and other entities. Training program will include:

- TPWD Kid Fish Program
- Aquatic Plant Management and Control Programs
- Assist local university researchers with ongoing projects related to river studies.

Regional Laboratory & Water Quality
To … provide Regional Laboratory employees with training opportunities to attain and maintain laboratory analyst certificates of competency.
To … maintain Texas Commission on Environmental Quality (TCEQ) certification for the analysis of potable water for total coliform, total organic carbon, chlorite and other constituents in order to provide this capability to municipalities, industries, consulting engineers, the general public as well as to GBRA's operations.
To … implement laboratory management and quality control processes required to obtain the Texas Environmental Laboratory Accreditation required by the TCEQ.
To … allow Regional Laboratory and Water Quality Division employees an opportunity to provide technical assistance on committees or projects dealing with water quality issues, such as TCEQ work groups and advisory committees, and the Seguin Outdoor Learning Center Board of Directors.

Calhoun Canal
To ... continue to participate in the sponsorship of field days for the Texas Agri-Life experiment station at Eagle Lake.

San Marcos Water Treatment Plant
To … provide training to system employees to improve their knowledge and skills in water treatment.
To … provide assistance in regional potable water quality and supply studies.

Buda Wastewater Reclamation Facility
To… provide training to Facility operators to improve their knowledge and skills in waste water treatment.
To… provide information and assistance in pretreatment and water reuse issues.

COMMUNICATION AND EDUCATION

Lake Wood Recreation Area
To …assist with display exhibits on GBRA operations at the annual TPWD EXPO, and Houston Boat, Sport, & Travel Show.
To … serve as a local source for information and provide warnings during river flood events.

Regional Laboratory & Water Quality
To … continue to offer tours of the Regional Laboratory to area schools, science camps and teacher workshops as well as offer personnel time for classroom presentations on water quality, ecology or careers in science.
To … continue to serve as a resource to students in the public and private school systems as well as the colleges and universities in the area.
To … make accessible through the GBRA web site, information on water quality that includes the final reports of projects completed under the auspices of the Texas Clean Rivers Program and other monitoring projects in the Guadalupe River Basin.

Calhoun Canal
To … continue to meet with Drainage District #8 or other district representatives on an annual basis to insure a mutual understanding of related irrigation and drainage operations.

San Marcos Water Treatment Plant
To … sponsor school tours and serve as a TEEX training location as requested.
To … assist the City in preparation of the annual Consumer Confidence Report.
To … operate in a team environment that allows for efficient internal and external communications.

Buda Wastewater Reclamation Facility

To … operate in a team environment that allows for efficient internal and external communication.

To… provide technical assistance and information to the City of Buda and other entities in the area concerning wastewater pretreatment, treatment, and reuse.

Budget Summary

REVENUES - Water Resources

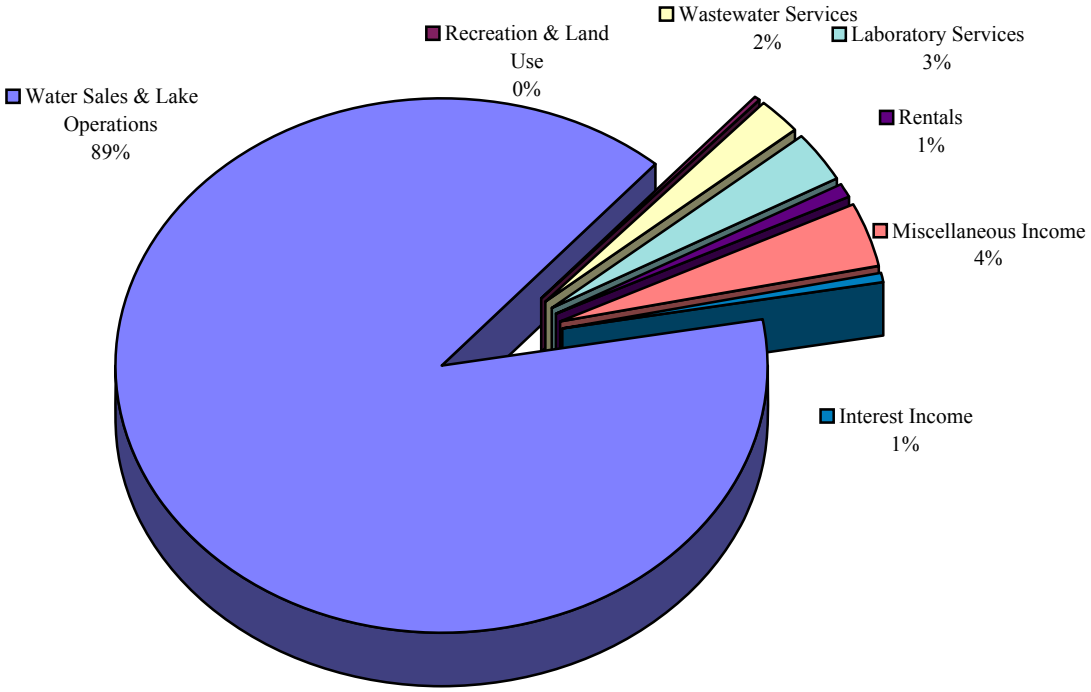

Revenues	FY 2009 Actual	FY 2010 Budget	FY 2011 Budget
Pollution & Industrial Financing			
Power Sales			
Water Sales & Lake Operations	21,846,221	22,083,477	22,475,512
Recreation & Land Use	95,439	97,300	95,700
Wastewater Services	458,117	486,427	511,681
Laboratory Services	675,585	700,000	770,000
Rentals	263,664	261,484	264,284
Administrative & General			
Miscellaneous Income	1,704,865	835,654	918,911
Total Operating Revenue	**25,043,890**	**24,464,342**	**25,036,088**
Interest Income	169,678	202,860	169,860
Grand Total Revenues	**25,213,568**	**24,667,202**	**25,205,948**

Budget Summary

EXPENSES - Water Resources

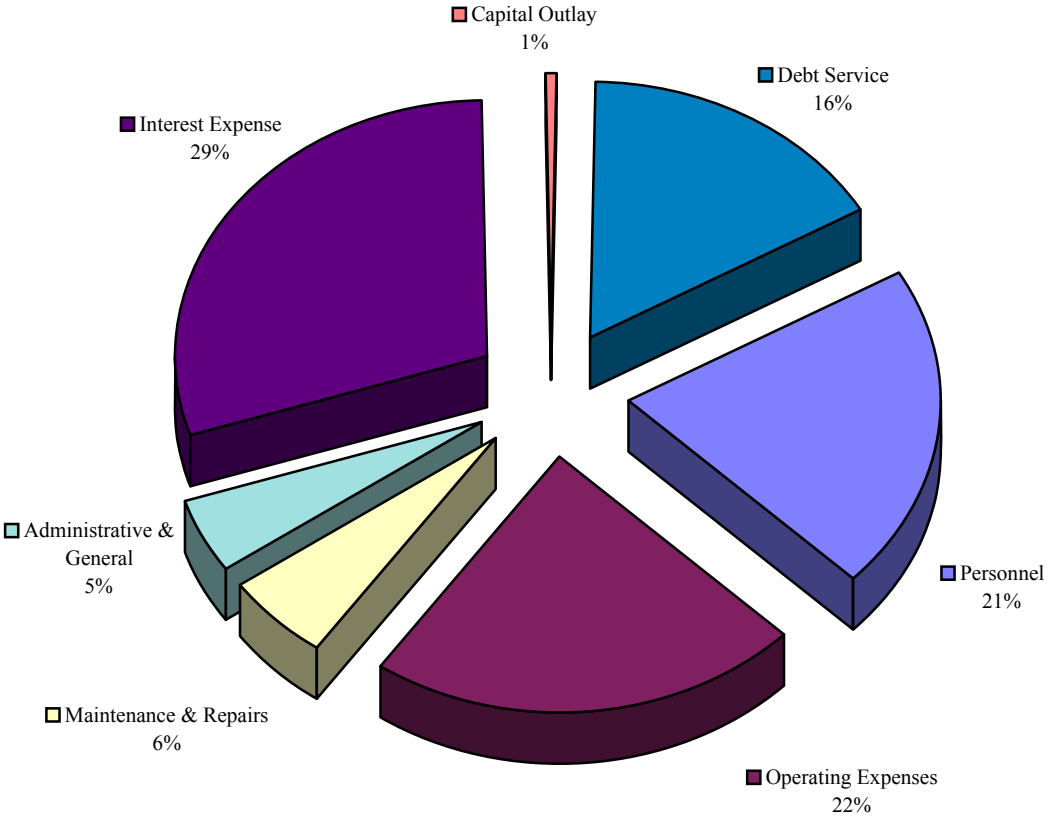

Expenses	FY 2009 Actual	FY 2010 Budget	FY 2011 Budget
Personnel	3,922,920	3,965,632	4,194,637
Operating Expenses	6,344,677	5,508,919	4,547,356
Maintenance & Repairs	1,174,933	1,157,204	1,144,595
Administrative & General	878,503	880,788	968,439
Total Operating Expenses	**12,321,033**	**11,512,543**	**10,855,027**
Interest Expense	6,162,515	6,161,773	6,031,078
Capital Outlay	14,065,201	122,000	124,000
Debt Service	7,035,934	3,306,069	3,348,389
Grand Total Expenses	**39,584,684**	**21,102,385**	**20,358,494**

Water Resources Division
Water Sales System
Operating Plan for Fiscal Year Ending 8/31/11

BACKGROUND

A water supply division was originally organized for the purpose of administering the development and sale of water from various sources including reservoir storage in the Guadalupe River Basin. A firm water rate structure for water from reservoir storage was first adopted by the Board of Directors in 1974. The adoption of a utility concept inherent in the firm water rate serves to provide an equitable charge to all water customers. Over time, the water supply activities were expanded into the current Water Resources Division. The Division is organized to include the basic aspects of GBRA's Water Resource Mission including water resource supply, operations, planning, development, conservation, flood water management, water based recreation, as well as water quality monitoring and protection.

Reservoir and diversion system operations and river management responsibilities are divided between operations personnel and the staff of the Engineering Department. The Executive Manager of Water Resources and Utility Operations has the responsibility for water supply contracts and distribution while day to day reservoir control and coordination with the Corps of Engineers is the responsibility of the Chief Engineer. Operation and maintenance of the facilities in the lower river basin are the responsibility of the Operations Manager - Lower Basin. In addition to water supply responsibilities, the Division also operates two small water-related recreation areas near Seguin and Gonzales. These recreation areas provide river access for boating and fishing as well as park land for camping and picnicking. During Fiscal Years 2000 and 2001, GBRA initiated two new raw water supply operations, the San Marcos (SMRWDS) and Guadalupe Power Partners Raw Water Delivery Systems (GPPRWDS). These two systems were constructed to deliver water to municipalities, water supply corporations, and electric generating plants. In 2011, the emphasis of the Water Resources Division will be the continuation of numerous programs that fulfill the Water Resource Mission, match the goals and objectives set by the GBRA Board of Directors, and which meet the needs of customers and residents of the district.

In 2003, GBRA initiated an Economic Development/Customer Service Department to assist cities and counties within GBRA's statutory district with community and economic development. The department assists communities with writing and securing grant funds and providing technical assistance and financial contributions to projects that enhance the quality of life, increase and enhance tourism, provide recruitment of new industry and retention of existing businesses, encourage economic diversification, and improves the quality or quantity of services essential to a viable community. Assistance is provided to local Economic Development Corporations, Chambers of Commerce, and city and county governments.

Customer relations development and maintenance are important to GBRA's mission because through these efforts, GBRA is in a better position to understand and efficiently meet the water resource needs of the district. Emphasis will continue to be placed on enhancing customer communications during FY 2011 through regular correspondence, customer meetings and personal contacts, thus enabling GBRA to respond more efficiently and effectively to customers and build positive long-term relationships.

REVENUE SOURCES AND TRENDS

Water sales revenues are based on increasing the firm stored water rate from $105 per acre-foot per year to $110.00 per acre-foot per year effective October 1, 2010. Total water sales revenues from Canyon Reservoir storage for FY 2011 are projected at $9.55 million.

A second source of revenue for FY 2011 will be derived from the operation of two raw water pipelines and one treated water pipeline that provide water for two power plants, the Canyon Regional Water Authority, the City of San Marcos Water Treatment Plant, GoForth SUD, Sunfield M.U.D., Monarch Utilities L.P., and the cities of Kyle and Buda. Revenue to operate these water delivery systems during FY 2011 is estimated at $4,815,627 which includes debt service on the Regional Raw Water Pipeline and the IH35 Treated Water Pipeline.

A third source of revenue for FY 2011 will be reimbursement of debt service payments from customers of GBRA's Western Canyon Project. This revenue is estimated to total $5,854,239 during FY 2011.

CAPITAL ADDITIONS AND OPERATING EXPENDITURES

There are several major operating expense components to the water sales and supply system work plan within the Water Resources Division. Coordination with and payment to the U.S. Army Corps of Engineers, the U.S. Geological Survey, and the TCEQ South Texas Watermaster make up a major part of the Work Plan and Budget. Jointly these items approximate $332,400.

GBRA's department of Public Communication and Education works to foster a productive, mutually beneficial relationship between GBRA and the residents, businesses and schools in the Guadalupe River Basin and to increase awareness and appreciation by the general public, schools, teachers and students of water and water-related issues. The department is staffed by a Manager of Communications and Education, a Public Communications Assistant, Project and Publications Specialist, Board Relations and Publications Specialist and an Environmental Education Administrator who develop and implement communication and education strategies to ensure that GBRA's mission, projects, services and initiatives are explained clearly and consistently. The staff produces the Comprehensive Annual Financial Report, River Run Magazine and related literature and audio-visual materials; coordinates information for the GBRA website; creates advertising, news releases and media relations programs; develops community and school education materials and special water-related curricula for elementary, middle and high school use; conducts teacher in-service training; develops presentations, tours and workshops for schools, teachers and community groups; is working to develop the basin's first comprehensive environmental learning center; and supplies public information and media contact assistance during extreme events such as floods and droughts. Those projects related to GBRA's water quality, water conservation and flood management activities are funded in the Water Sales System budget.

Professional service fees within the system include legal and engineering for ongoing operations, as well as for potential projects such as water supply studies, water quality studies, hazard mitigation requirements, watershed management studies, and participation in wastewater discharge hearings that affect the Guadalupe River Basin. In FY 2011, operating costs expended for professional fees is budgeted at $438,345.

Maintenance and repair expenses primarily relate to the payment to the Corps of Engineers for the maintenance of Canyon Dam; maintenance of the Lower Guadalupe Diversion Dam and Salt Water Barrier and river diversion system; and the removal of log jams. Payments to the Corps of Engineers for maintenance of Canyon Dam have generally increased over the last several years due to repairs to the

dam and the stilling basin below the dam. Nevertheless during FY 2011, these costs are budgeted at $360,000, which is $90,000 less than last fiscal year due to the fact that the Corps completed a major repair project this past year and funding for additional repair work at the dam has been limited by congressional appropriations.

The Work Plan includes several capital additions, including completing the IH35 project and the Regional Raw Water Supply project. In the aggregate, these capital additions and construction projects total $106,534.

New and ongoing development activities are also budgeted. These projects include GBRA's participation in the Senate Bill 1 water planning process sponsored by the Texas Water Development Board (TWDB); several interrelated studies related to the development of ground and surface water supplies; a Canyon Seasonal Pool study; the Canyon Gorge Project; Simsboro Aquifer Water Supply study; environmental flow studies, ongoing work and studies related to the Edwards Aquifer Recovery Implementation Plan and a Water Supply Alternative study.

An additional major effort that GBRA has budgeted in its project development accounts during FY 2011 relates to a Whooping Crane Endangered Species lawsuit. This case was filed in federal court by a non-profit group called "The Aransas Project" (TAP) and is seeking to re-allocate water rights in the Guadalupe River Basin so that the citizens, industries & agricultural interests along the river have less water and the bay in turn receives more water. Because of the critical importance of this issue, GBRA has intervened in the case and has budgeted over $1.5 million during FY 2011 to defend GBRA's and its customer's interests. GBRA has also had to delay many other important water supply projects and studies because of the time and expense associated with this lawsuit.

FUND BALANCE

Funds for the above listed capital additions and maintenance projects, as well as all of the other operating expenditures that are summarized in the following pages, will be provided by revenues from customer billings.

The net increase in fund balance that GBRA anticipates in the Water Sales System of the Water Resource Division after paying all FY 2011 budgeted expenditures is $12,206.

GUADALUPE-BLANCO RIVER AUTHORITY
WORKPLAN AND BUDGET
FISCAL YEAR ENDING AUGUST 31, 2011

041 - WATER SALES

	FY 2010 BUDGET	FY 2011 BUDGET	FY 2010-2011 DIFFERENCE
OPERATING REVENUES			
WATER SALES & LAKE OPERATIONS:			
W/S AEP TX CENTRAL CO	472,500	493,125	20,625
W/S INEOS NITRILES GREEN LAKE	115,500	120,542	5,042
W/S PORT LAVACA WTP	63,000	65,750	2,750
W/S C.C. RURAL WATER SUPPLY	7,665	8,000	335
W/S CITY OF SEGUIN	105,000	109,583	4,583
W/S GONZALES COUNTY WSC	73,500	76,708	3,208
W/S SPRINGS HILL WSC	262,500	273,958	11,458
W/S REBECCA CREEK MUD	13,650	14,246	596
W/S CRWA-HAYS CO,SAN MARC	213,990	223,331	9,341
W/S SEADRIFT COKE	35,070	36,601	1,531
W/S UNION CARBIDE	10,500	10,958	458
W/S STANDARD GYPSUM	27,090	28,273	1,183
W/S WESTERN CANYON	105,000	110,000	5,000
W/S STRUCTURAL METALS	73,500	76,708	3,208
W/S NEW BRAUNFELS UTIL.	705,600	809,733	104,133
W/S CRYSTAL CLEAR WSC	84,000	87,667	3,667
W/S GOLF CLUB OF SEGUIN	2,625	2,740	115
W/S CANYON REGIONAL W.A.	1,275,193	1,328,945	53,752
W/S CANYON LAKE W.S.C.	672,000	701,333	29,333
W/S CITY OF SAN MARCOS	805,000	950,000	145,000
W/S GUADALUPE POWER,L.P.	718,200	749,550	31,350
W/S CITY OF KYLE	310,485	324,038	13,553
W/S GREEN VALLEY SUD	105,000	109,583	4,583
W/S HAYS ENERGY LTD PTSP	258,720	270,013	11,293
W/S CITY OF FAIR OAKS	194,250	202,729	8,479
W/S SAN ANTONIO WTR. SYS.	756,784	784,283	27,499
W/S CITY OF BOERNE	379,155	395,705	16,550
W/S KOPECKY	15,750	16,438	688
W/S SAN JOSE-PARK VILLAGE	33,810	35,286	1,476
W/S CITY OF BLANCO	51,800	54,067	2,267
W/S FORESIGHT	30,450	31,779	1,329
W/S CORDILLERA RANCH, LTD.	105,000	109,583	4,583
W/S KENDALL CUC/TAPATIO SPRGS	78,750	82,188	3,438
W/S HAWK GOLF DEVELOPMENT	21,000	21,917	917
W/S CITY OF BUDA	117,600	122,733	5,133
W/S D.H.INV-JOHNSON RANCH	42,000	43,833	1,833
W/S GOFORTH WSC	110,250	115,063	4,813
W/S H H RANCH PROPERTIES	26,250	27,396	1,146
W/S SUNFIELD	329,280	343,653	14,373
W/S MONARCH UTILITIES, LP	58,800	61,367	2,567
W/S LERIN DEVELOPMENT CO. INC	78,750	82,188	3,438
O&M RRWDS PIPELINE TRANSM.	659,520	684,535	25,015

GUADALUPE-BLANCO RIVER AUTHORITY
WORKPLAN AND BUDGET
FISCAL YEAR ENDING AUGUST 31, 2011

041 - WATER SALES

	FY 2010 BUDGET	FY 2011 BUDGET	FY 2010-2011 DIFFERENCE
O&M GPP PIPELINE TRANSM.	414,823	428,232	13,409
O&M IH35 P/L TRNSM-KYLE	175,200	193,450	18,250
O&M IH35 P/L TRNSM-GOFORTH	35,040	38,690	3,650
O&M IH35 P/L TRNSM-BUDA	35,040	38,690	3,650
O&M IH35 P/L TRNSM-SUNFLD	3,854	4,256	402
O&M IH35 P/L TRNSM-MONARCH	19,272	19,345	73
W/S OTHER SMALL SALES	43,888	39,847	(4,041)
DEBT SERV REQ-INTEREST	172,524	172,750	226
DEBT SERV REQ-RRWDS PIPELINE	1,725,240	1,727,500	2,260
DEBT SERV REQ-WESTERN CANYON	5,852,669	5,854,239	1,570
DEBT SERV REQ-IH35	1,506,591	1,508,179	1,588
Total WATER SALES & LAKE OPERATIONS	**19,588,628**	**20,221,306**	**632,678**
RECREATION & LAND USE:			
G. V. RECREATION REVENUE	25,000	25,000	
LAKEWOOD REC. REVENUE	72,300	70,700	(1,600)
Total RECREATION & LAND USE	**97,300**	**95,700**	**(1,600)**
RENTALS:			
LAKEWOOD RENTAL INCOME	24,640	27,440	2,800
OFFICE EXPAN. BLDG RENTAL	230,460	230,460	
Total RENTALS	**255,100**	**257,900**	**2,800**
MISCELLANEOUS INCOME:			
MISCELLANEOUS REVENUES	169,700	182,500	12,800
Total MISCELLANEOUS INCOME	**169,700**	**182,500**	**12,800**
TOTAL OPERATING REVENUES	**20,110,728**	**20,757,406**	**646,678**
OPERATING EXPENSES			
STAFF TECHNICAL ASSISTANCE	592,091	821,466	229,376
SUPERVISION	586,175	575,811	(10,364)
LABOR	308,276	260,810	(47,466)
Total OPERATING SALARIES & WAGES	**1,486,542**	**1,658,087**	**171,545**
EMPLOYEE EXPENSES & BENEFITS:			
EMPLOYEES' TRAVEL	50,000	51,450	1,450
TRAVEL - WATER QUALITY	2,000	2,000	

GUADALUPE-BLANCO RIVER AUTHORITY
WORKPLAN AND BUDGET
FISCAL YEAR ENDING AUGUST 31, 2011

041 - WATER SALES

	FY 2010 BUDGET	FY 2011 BUDGET	FY 2010-2011 DIFFERENCE
TRAVEL EXP - NWRA	12,000	12,000	
TRAVEL EXP - TWCA	11,000	11,000	
EMPLOYEE BENEFITS	706,643	751,127	44,484
Total EMPLOYEE EXPENSES & BENEFITS	**781,643**	**827,577**	**45,934**
OPERATING SUPPLIES & SERVICES:			
TRUCK OPERATING EXPENSES	2,000	2,000	
AUTO OPERATING EXPENSES	2,000	1,000	(1,000)
EQUIPMENT RENTAL	1,000	500	(500)
RIGHT-OF-WAY RENTALS/LEASES	507,500	530,000	22,500
OFFICE RENTAL & EXPENSES	18,000	17,000	(1,000)
SAN ANTONIO BAY FOUNDATION EXP	36,000	56,000	20,000
ECONOMIC DEVELOPMENT	60,000	60,000	
PUBLIC INFORMATION	1,000	3,000	2,000
GOVERNMENT RELATIONS	4,000	2,000	(2,000)
CHAMBER OF COMMERCE	15,000	15,000	
PC-MEDIA EXPENSES	3,000	3,000	
PC-ED/CONSV PROJ.MATERIAL	55,000	55,000	
PC-COMMUNITY REL/SPONSORS	15,000	15,000	
PC-SPECIAL PROJECTS	7,000	7,500	500
PC-RIVER RUN MAGAZINE	14,000	15,000	1,000
PC-PECAN FEST	7,500	7,000	(500)
DUES AND MEMBERSHIPS	7,500	6,500	(1,000)
PUBLICATIONS AND BOOKS	2,000	2,000	
PROCESS/CORPS CANYON	200,000	70,000	(130,000)
GAUGING/MONITORING	122,400	122,400	
TRAINING EXPENSES	30,620	20,000	(10,620)
SAFETY & EMERG. EXPENSES	1,000	3,000	2,000
SECURITY EXPENSE	500	500	
POWER AND UTILITIES	7,272	7,272	
POWER/UTIL-RRWDS PUMP STATION	432,000	414,000	(18,000)
POWER/UTIL-GPP PIPELINE	203,500	180,000	(23,500)
POWER/UTIL-IH35 PIPELINE	164,000	155,000	(9,000)
LAB SUPPLIES & EXPENSES	18,000	20,000	2,000
PROFESSIONAL FEES	403,550	273,315	(130,235)
PROF. FEES-LEGIS. ADVOC.	51,030	51,030	
PROF.FEES-PUBLIC COMMUNICATION	114,000	114,000	
REGIONAL RWDS PROJECT EXPS.	26,155	34,104	7,949
IH35 PIPELINE EXPS.	18,000	18,000	
GPP PIPELINE EXPS.	13,682	13,650	(32)
G. V. RECREATION EXPS.	17,500	17,500	
LAKEWOOD RECREATION EXPS.	62,868	63,588	720
COMAL CO. ALERT EXPS.	3,000	1,000	(2,000)
KENDALL CO. ALERT EXPS.	3,000	1,000	(2,000)

GUADALUPE-BLANCO RIVER AUTHORITY
WORKPLAN AND BUDGET
FISCAL YEAR ENDING AUGUST 31, 2011

041 - WATER SALES

	FY 2010 BUDGET	FY 2011 BUDGET	FY 2010-2011 DIFFERENCE
KERR CO. ALERT SYS. EXPS.	3,000	1,000	(2,000)
SB. 818 ASSESSMENT	68,000	40,000	(28,000)
WATERMASTER PAYMENT	100,000	100,000	
COMMUNICATIONS	25,000	20,000	(5,000)
OFFICE SUPPLIES & EXPENSES	20,000	15,000	(5,000)
COMPUTER SUPPLIES & SERVICE	15,000	8,385	(6,615)
REPRODUCTION/DUPLICATING	27,500	25,000	(2,500)
BANK SERVICE FEES	7,800	8,200	400
INSURANCE EXPENSE	92,882	106,814	13,932
MISCELLANEOUS EXPENSES	10,000	5,000	(5,000)
Total OPERATING SUPPLIES & SERVICES	**3,018,759**	**2,706,258**	**(312,501)**
MAINTENANCE & REPAIR			
LABOR	236,979	219,730	(17,248)
MATERIAL	91,492	111,745	20,253
SERVICES	749,082	640,380	(108,702)
Total MAINTENANCE & REPAIR	**1,077,553**	**971,855**	**(105,697)**
TOTAL OPERATING & MAINTENANCE	**6,364,496**	**6,163,777**	**(200,719)**
ADMINISTRATIVE & GENERAL:			
A & G EXPENSES	551,527	619,680	68,153
Total ADMINISTRATIVE & GENERAL	**551,527**	**619,680**	**68,153**
PROJECT WRITE OFFS TO OPR EXP	**717,640**		**(717,640)**
TOTAL OPERATING EXPENSES	**7,633,662**	**6,783,457**	**(850,206)**
NET OPERATING INCOME	**12,477,066**	**13,973,949**	**1,496,884**

GUADALUPE-BLANCO RIVER AUTHORITY
WORKPLAN AND BUDGET
FISCAL YEAR ENDING AUGUST 31, 2011

041 - WATER SALES

	FY 2010 BUDGET	FY 2011 BUDGET	FY 2010-2011 DIFFERENCE
OPERATING REVENUES	20,110,728	20,757,406	646,678
OPERATING EXPENSES	(7,633,662)	(6,783,457)	850,206
NET OPERATING INCOME	**12,477,066**	**13,973,949**	**1,496,884**
NON-OPERATING REVENUES (EXPENSES)			
INTEREST INCOME:			
INT ON OPERATING FUNDS	15,600	30,000	14,400
INT ON NOW ACCTS	300	420	120
INT-I&S FUND,SAN MARCOS BOND	4,800	2,400	(2,400)
INT-I&S FUND,OFFICE EXP BOND	1,200	600	(600)
INT-I&S FUND,WEST CANYON BOND	46,200	36,000	(10,200)
INT-I&S FUND,IH 35 BONDS	5,400	1,200	(4,200)
INT-RESERVE FUND,IH35 BONDS	61,800	61,800	
INT-W.CANYON RATE STABILIZ.	60,000	31,200	(28,800)
Total INTEREST INCOME	**195,300**	**163,620**	**(31,680)**
CAPITAL CONTRIBUTIONS:			
GOVERNMENT GRANTS & STATE FUND	51,750	162,100	110,350
CONTRIBUTED BY OTHER FUNDS	(134,000)	(120,000)	14,000
Total CAPITAL CONTRIBUTIONS	**(82,250)**	**42,100**	**124,350**
INTEREST & BANK FEES:			
INTEREST ON CANYON LOAN	(105,888)	(100,812)	5,076
INT ON PROPERTY LOAN	(13,680)	(13,200)	480
INT - REGIONAL RWDS BONDS 1998	(321,696)	(307,068)	14,628
INT- REG RWDS EXPAN-2007 BONDS	(863,544)	(852,104)	11,440
INT ON WTR RIGHTS LOAN	(37,716)	(36,672)	1,044
INT ON OFFICE EXPAN BONDS	(156,636)	(151,892)	4,744
INT ON OFFICE EXPAN LOANS	(41,520)	(34,836)	6,684
INT ON WSTRN CANYON BONDS	(3,606,439)	(3,537,870)	68,569
INT ON IH 35 BONDS	(998,382)	(984,826)	13,556
INT ON NEW EQUIP LOAN	(10,670)	(8,270)	2,400
INT ON EXCAVATOR LOANS	(552)	(153)	399
Total INTEREST & BANK FEES	**(6,156,723)**	**(6,027,703)**	**129,020**
TOTAL NON-OPERATING REVENUES (EXPENSES)	**(6,043,673)**	**(5,821,983)**	**221,690**
CHANGE IN NET ASSETS	**6,433,393**	**8,151,966**	**1,718,574**

GUADALUPE-BLANCO RIVER AUTHORITY
WORKPLAN AND BUDGET
FISCAL YEAR ENDING AUGUST 31, 2011

041 - WATER SALES

	FY 2010 BUDGET	FY 2011 BUDGET	FY 2010-2011 DIFFERENCE
INTERFUND LOANS			
DEBT CAPITAL			
REVENUE BONDS	17,350		(17,350)
Total DEBT CAPITAL	**17,350**		**(17,350)**
TOTAL FUNDS AVAILABLE	**6,450,743**	**8,151,966**	**1,701,224**
PURCHASES OF FIXED ASSETS			
AUTO & HEAVY EQUIPMENT	21,000	37,000	16,000
Total PURCHASES OF FIXED ASSETS	**21,000**	**37,000**	**16,000**
WORK IN PROGRESS			
WIP-OPERATING	43,263	40,000	(3,263)
WIP-CONSTRUCTION	1,134,311	69,534	(1,064,777)
Total WORK IN PROGRESS	**1,177,574**	**109,534**	**(1,068,040)**
CHANGE IN RESTRICTED FUNDS	**913,548**	**974,661**	**61,113**
PROJECT DEVELOPMENT	**1,116,607**	**3,693,667**	**2,577,060**
DEBT SERVICE			
BONDS PAID	2,755,411	2,874,572	119,161
LOANS PAID	443,880	450,327	6,447
Total DEBT SERVICE	**3,199,291**	**3,324,899**	**125,608**
TOTAL FUNDS APPLIED	**6,428,020**	**8,139,761**	**1,711,741**
NET CHANGE IN FUND BALANCE	**22,723**	**12,206**	**(10,517)**

GUADALUPE-BLANCO RIVER AUTHORITY
WORKPLAN AND BUDGET
FISCAL YEAR ENDING AUGUST 31, 2011

041 - WATER SALES

	FY 2010 BUDGET	FY 2011 BUDGET	FY 2010-2011 DIFFERENCE
SALARIES & WAGES DETAIL			
STAFF TECHNICAL ASSISTANCE:			
STA- SUPERVISION	341,668	526,958	185,290
STA- CLERICAL	87,623	68,342	(19,281)
STA/SUP- NWRA		17,223	17,223
STA/SUP- TWCA	22,516	17,223	(5,293)
STA/SUP- IH35 PIPELINE		7,565	7,565
STA/CLR- PUBLIC INFORM	82,834	127,566	44,732
STA/SUP- PUBLIC INFORM	49,522	44,895	(4,626)
OVT- STAFF PUBLIC INFORM	7,928	11,694	3,766
Total STAFF TECHNICAL ASSISTANCE	**592,091**	**821,466**	**229,376**
SUPERVISION:			
SUPERVISION	494,118	441,583	(52,536)
SUP- WATER QUALITY	65,390	63,794	(1,596)
SUP- RRWDS PIPELINE	3,547	3,620	73
SUP- GPP PIPELINE	3,017	3,079	62
SUP- GV RECREATION	4,459	4,550	91
SUP- SAFETY & TRAINING	4,112	4,920	807
SUP- IH35 PIPELINE	597	1,041	443
SUP- PUBLIC INFORM	10,934	53,224	42,290
Total SUPERVISION	**586,175**	**575,811**	**(10,364)**
OPERATING LABOR:			
CLERICAL	103,667	77,665	(26,002)
REG- OPERATING LABOR	42,204	25,363	(16,841)
REG- WATER QUALITY LABOR	9,497		(9,497)
REG- RRWDS PIPELINE LABOR	35,777	35,883	105
REG- GPP PIPELINE LABOR	13,338	12,827	(510)
REG- GV RECREATION LABOR	446	182	(264)
REG- LAKEWOOD REC LABOR	44,357	44,966	610
REG- SAFETY & TRAINING	355	362	7
REG- IH35 PIPELINE LABOR	31,902	33,767	1,865
REG- PUBLIC INFORM LABOR	8,015	6,716	(1,299)
OVT- OPERATING LABOR	3,583	4,279	696
OVT- RRWDS PIPELINE	1,581	1,599	18
OVT- GPP PIPELINE	1,581	1,599	18
OVT- LAKEWOOD REC	8,111	8,272	161
REG- WORKING HOL RRWDS PIPELIN		1,695	1,695
REG- WORKING HOL GPP PIPELINE		1,695	1,695
REG- WORKING HOL LAKEWOOD REC	3,863	3,939	77

GUADALUPE-BLANCO RIVER AUTHORITY
WORKPLAN AND BUDGET
FISCAL YEAR ENDING AUGUST 31, 2011

041 - WATER SALES

	FY 2010 BUDGET	FY 2011 BUDGET	FY 2010-2011 DIFFERENCE
Total OPERATING LABOR	**308,276**	**260,810**	**(47,466)**
MAINTENANCE & REPAIR			
M&R-LABOR:			
REG/LBR- RRWDS PIPELINE	47,434	48,324	891
REG/LBR- GPP PIPELINE	24,027	24,478	451
REG/LBR- G.V. RECREATION	19,423	24,804	5,381
REG/LBR- LAKEWOOD REC.	41,945	42,774	829
REG/LBR- COMAL CO.RAIN TELEMET	8,346	4,256	(4,090)
REG/LBR- KENDAL CO.RAIN TELEME	8,346	4,256	(4,090)
REG/LBR- KERR CO RAIN TELEMETR	8,346	4,256	(4,090)
REG/LBR- GUAD.CO.RAIN TELEMETR	8,346	4,256	(4,090)
REG/LBR- OTHER	52,095	42,256	(9,839)
Total M&R-LABOR	**218,305**	**199,660**	**(18,645)**
M&R-OVERTIME:			
OVT/LBR- RRWDS PIPELINE	3,503	3,561	58
OVT/LBR- GPP PIPELINE	1,932	1,965	33
OVT/LBR- G.V. RECREATION	3,475	3,515	40
OVT/LBR- OTHER	9,764	11,030	1,266
Total M&R-OVERTIME	**18,674**	**20,070**	**1,397**
Total MAINTENANCE & REPAIR	**236,979**	**219,730**	**(17,248)**
WORK IN PROGRESS			
WIP-STAFF:			
REGIONAL RAW WTR DS-STAFF	48,070	39,037	(9,033)
KYLE/MONARCH DELVRY PNTS-STAFF	2,046		(2,046)
CONST IH35 PIPELINE-STAFF	3,069		(3,069)
Total WIP-STAFF	**53,186**	**39,037**	**(14,149)**
WIP-SUPERVISION:			
REGIONAL RAW WTR DS-SUPERV	9,422		(9,422)
DEMOLISH MEANS HOUSE-SUPERV	578		(578)
Total WIP-SUPERVISION	**10,000**		**(10,000)**
WIP-LABOR:			
DEMOLISH MEANS HOUSE-LABOR	1,308		(1,308)

GUADALUPE-BLANCO RIVER AUTHORITY
WORKPLAN AND BUDGET
FISCAL YEAR ENDING AUGUST 31, 2011

041 - WATER SALES

	FY 2010 BUDGET	FY 2011 BUDGET	FY 2010-2011 DIFFERENCE
Total WIP-LABOR	**1,308**		**(1,308)**
Total WORK IN PROGRESS	**64,494**	**39,037**	**(25,457)**
PROJECT DEVELOPMENT			
PD-STAFF:			
WIMBERLEY/WW-STAFF	14,000	15,316	1,316
319 RIVER NETWORK-STAFF	2,360	4,400	2,040
ARANSAS PROJ LITIGATION-STAFF		108,751	108,751
BULVERDE AREA WW-STAFF	24,285	9,759	(14,526)
TRANS FAC IH35/SH130 STDY-STAF		19,696	19,696
N.B. AREA WWTP-STAFF	2,046		(2,046)
SUNFIELD-STAFF	12,814	1,500	(11,313)
CANYON GORGE PROJECT-STAFF	9,632	10,020	389
LAKE MGMT&AQUATIC CNTL-STAFF	4,092	5,217	1,125
WIMBERLEY WATER- STAFF	16,438	15,316	(1,122)
MID BASIN PROJECT-STA	11,826		(11,826)
S.B.1 PHASE 3-STAFF	22,516	17,223	(5,293)
GERONIMO CREEK WPP-STAFF	2,573	218	(2,355)
BUD W/O-DELTA MODELING	(10,512)		10,512
Total PD-STAFF	**112,069**	**207,417**	**95,348**
PD-SUPERVISION & LABOR:			
GBRA UNIVERSITY-NON GENERAL EM	8,106	5,744	(2,362)
WIMBERLEY/WW-NON GEN EMPLOYEES	14,972	15,056	83
ENVIRONMENTAL LRNG CNTR-NON GE	13,581	10,931	(2,650)
319 RIVER NETWORK-NON GENERAL	13,607	11,227	(2,379)
LAKE LOADING IMPLEM-NON GENERA	3,624		(3,624)
MITIGATION BANK FEAS-NON GENER	3,020	6,738	3,718
ARANSAS PROJ LITIGAT-NON GEN		1,092	1,092
UPPER BASIN BIOSOLIDS STDY-NON		1,032	1,032
COE BASIN RECON-NON GEN EMPL		2,961	2,961
GROUNDWTR INVSTG-NON GEN EMPL	7,248	7,392	144
APPLIC-UNAPPROP.FLW-NON GEN EM	2,174	2,218	43
BULVERDE AREA WW-NON GEN EMP	3,624	5,922	2,298
MISC PROJ DEV-NON GEN EMPL	2,986	29,908	26,922
HAYS/CALDWELL WWTP-NON GEN EMP		7,403	7,403
CANYON SEASONAL POOL-NON GEN E	3,624	4,442	818
N.B. AREA WWTP-NON GEN EM	4,832	5,922	1,090
HAYS CO W & WW PLAN-NON GEN EM	3,624		(3,624)
CALHOUN CNTY WW STUDY-NON-GENE		6,114	6,114
CANYON GORGE PROJECT-NON-GEN	32,233	31,861	(372)

GUADALUPE-BLANCO RIVER AUTHORITY
WORKPLAN AND BUDGET
FISCAL YEAR ENDING AUGUST 31, 2011

041 - WATER SALES

	FY 2010 BUDGET	FY 2011 BUDGET	FY 2010-2011 DIFFERENCE
WATER SUPPLY ALTERNATIVE-NON-G	35,526	23,665	(11,861)
SIMSBORO PROJECT-NON GEN EMPL		14,816	14,816
WATER RIGHTS/INV-NON GEN EMPL	4,349	7,893	3,545
LAKE MGMT&AQUATIC CNTL-NON GEN	3,624	8,645	5,022
USACE CNYN LK BOAT RAMPS-NON G	2,416	5,187	2,771
PLUM CREEK MONITORING-NON GEN	651	10,133	9,483
PLUM CREEK PROJ ADM-NON GEN EM		13,120	13,120
TRI-COMMUNITY WSC- NON-GEN EMP	1,739	21,053	19,314
WIMBERLEY WATER- NON-GEN EMPL	9,773	14,679	4,906
WATER CO ACQUISITIONS-NON GEN	2,899	8,144	5,245
CALHOUN CNTY SUPPLY STUDY-NONG	2,464	2,513	49
MID BASIN PROJECT-NON-GEN EMPL	16,561	22,857	6,295
LOWER BASIN PERMIT APPL-NON GE	18,973	2,957	(16,016)
UT BAY & ESTUARY STDY-NON GEN	1,450	1,478	29
GERONIMO CREEK WPP-NON GEN EMP	16,674	19,578	2,904
KENDALL CO FEASIBILITY-NON GEN	6,661	8,285	1,624
CAL CO DELTA MODELING-NON-GENE	2,209		(2,209)
BUD W/O-WATER SUPPLY ALTERNAT	(121,653)		121,653
Total PD-SUPERVISION & LABOR	**121,569**	**340,969**	**219,400**
Total PROJECT DEVELOPMENT	**233,638**	**548,386**	**314,748**
TOTAL SALARIES & WAGES	**2,021,652**	**2,465,240**	**443,588**

GUADALUPE-BLANCO RIVER AUTHORITY
WORKPLAN AND BUDGET
FISCAL YEAR ENDING AUGUST 31, 2011

041 - WATER SALES

	FY 2010 BUDGET	FY 2011 BUDGET	FY 2010-2011 DIFFERENCE
MAINTENANCE & REPAIR DETAIL			
LABOR:			
REG/LBR- RRWDS PIPELINE	47,434	48,324	891
REG/LBR- GPP PIPELINE	24,027	24,478	451
REG/LBR- G.V. RECREATION	19,423	24,804	5,381
REG/LBR- LAKEWOOD REC.	41,945	42,774	829
REG/LBR- COMAL CO.RAIN TELEMET	8,346	4,256	(4,090)
REG/LBR- KENDAL CO.RAIN TELEME	8,346	4,256	(4,090)
REG/LBR- KERR CO RAIN TELEMETR	8,346	4,256	(4,090)
REG/LBR- GUAD.CO.RAIN TELEMETR	8,346	4,256	(4,090)
REG/LBR- OTHER	52,095	42,256	(9,839)
OVT/LBR- RRWDS PIPELINE	3,503	3,561	58
OVT/LBR- GPP PIPELINE	1,932	1,965	33
OVT/LBR- G.V. RECREATION	3,475	3,515	40
OVT/LBR- OTHER	9,764	11,030	1,266
Total LABOR	**236,979**	**219,730**	**(17,248)**
MATERIAL:			
M&R/MAT- REMOVE LOG JAMS	3,300	2,400	(900)
M&R/MAT- WORK BOAT	3,300	3,300	
M&R/MAT- DIV. DAM/SWB	3,000	600	(2,400)
M&R/MAT- DIV. ROADS&BRIDG	2,400	10,020	7,620
M&R/MAT- DIVERSION LEVEES	3,240		(3,240)
M&R/MAT- DIVERSION GATES	1,800	1,200	(600)
M&R/MAT- TRUCKS	1,060	1,175	115
M&R/MAT- RRWDS PIPELINE	9,800	17,150	7,350
M&R/MAT- GPP PIPELINE	14,200	29,800	15,600
M&R/MAT- G.V. RECREATION	5,000	5,300	300
M&R/MAT- LAKEWOOD REC.	19,992	15,000	(4,992)
M&R/MAT- IH35 PIPELINE	8,000	8,000	
M&R/MAT- KOBELCO TRACKHOE	3,600	2,400	(1,200)
M&R/MAT- WORK BARGE	1,200	6,000	4,800
M&R/MAT- KUBOTA U45 TRACKHOE	600	2,400	1,800
M&R/MAT- COMAL CO.RAIN TELEMET	2,500	1,500	(1,000)
M&R/MAT- KENDAL CO.RAIN TELEME	2,500	1,500	(1,000)
M&R/MAT- KERR CO RAIN TELEMETR	3,500	2,500	(1,000)
M&R/MAT- GUAD.CO.RAIN TELEMET	2,500	1,500	(1,000)
Total MATERIAL	**91,492**	**111,745**	**20,253**
SERVICES:			
M&R/SER- CORPS OF ENG.	450,000	360,000	(90,000)
M&R/SER- REMOVE LOG JAMS	48,000	12,000	(36,000)
M&R/SER- WORK BOAT	9,600	1,200	(8,400)

GUADALUPE-BLANCO RIVER AUTHORITY
WORKPLAN AND BUDGET
FISCAL YEAR ENDING AUGUST 31, 2011

041 - WATER SALES

	FY 2010 BUDGET	FY 2011 BUDGET	FY 2010-2011 DIFFERENCE
M&R/SER- DIV. DAM/SWB	1,200	1,200	
M&R/SER- DIV. ROADS&BRIDG	1,020	8,100	7,080
M&R/SER- DIVERSION LEVEES	7,200	20,000	12,800
M&R/SER- DIVERSION GATES	6,000		(6,000)
M&R/SER- TRUCKS	2,080	2,000	(80)
M&R/SER- RRWDS PIPELINE	33,320	51,320	18,000
M&R/SER- GPP PIPELINE	45,950	63,160	17,210
M&R/SER- G.V. RECREATION	60,000	62,000	2,000
M&R/SER- LAKEWOOD REC.	6,912	8,100	1,188
M&R/SER- IH35 PIPELINE	26,000	23,700	(2,300)
M&R/SER- KOBELCO TRACKHOE	18,000	3,000	(15,000)
M&R/SER- WORK BARGE	6,000	3,000	(3,000)
M&R/SER- KUBOTA U45 TRACKHOE	2,400	1,200	(1,200)
M&R/SER- GEN. OFFICE BLDG	2,400	2,400	
M&R/SER- COMAL CO.RAIN TELEMET	4,500	3,500	(1,000)
M&R/SER- KENDAL CO.RAIN TELEME	4,500	3,500	(1,000)
M&R/SER- KERR CO RAIN TELEMETR	8,500	6,500	(2,000)
M&R/SER- GUAD.CO.RAIN TELEMETR	4,500	3,500	(1,000)
M&R/SER- OTHER	1,000	1,000	
Total SERVICES	**749,082**	**640,380**	**(108,702)**
TOTAL MAINTENANCE & REPAIR	**1,077,553**	**971,855**	**(105,697)**

GUADALUPE-BLANCO RIVER AUTHORITY
WORKPLAN AND BUDGET
FISCAL YEAR ENDING AUGUST 31, 2011

041 - WATER SALES

	FY 2010 BUDGET	FY 2011 BUDGET	FY 2010-2011 DIFFERENCE
PROJECT DEVELOPMENT			
GBRA UNIVERSITY-ENG	1,000		(1,000)
GBRA UNIVERSITY-BENEFITS	3,323	2,298	(1,026)
GBRA UNIVERSITY-TRAVEL	500	300	(200)
GBRA UNIVERSITY-A&G	2,594	1,896	(698)
GBRA UNIVERSITY-NON GENERAL EM	8,106	5,744	(2,362)
GBRA UNIVERSITY-SERVICE		4,000	4,000
GBRA UNIVERSITY-MAT'L	3,000	2,000	(1,000)
GBRA UNIVERSITY-OTHER	500	5,000	4,500
Total	**19,023**	**21,237**	**2,214**
WIMBERLEY/WW-STAFF	14,000	15,316	1,316
WIMBERLEY/WW-ENG	200,000	100,000	(100,000)
WIMBERLEY/WW-LEGAL	20,000	10,000	(10,000)
WIMBERLEY/WW-BENEFITS	11,879	12,149	270
WIMBERLEY/WW-TRAVEL	500	1,000	500
WIMBERLEY/WW-A&G	9,271	10,023	751
WIMBERLEY/WW-NON GEN EMPLOYEES	14,972	15,056	83
WIMBERLEY/WW-SERVICE		25,000	25,000
WIMBERLEY/WW-MATL	100,000	1,000	(99,000)
WIMBERLEY/WW-REPAY	(321,000)		321,000
WIMBERLEY/WW-OTHER	500		(500)
Total	**50,122**	**189,543**	**139,420**
ENVIRONMENTAL LRNG CNTR-ENG	10,000	45,000	35,000
ENVIRONMENTAL LRNG CNTR-LEGAL	500		(500)
ENVIRONMENTAL LRNG CNTR-BENEFI	5,568	4,372	(1,196)
ENVIRONMENTAL LRNG CNTR-TRAVEL	200	500	300
ENVIRONMENTAL LRNG CNTR-A&G	4,346	3,607	(739)
ENVIRONMENTAL LRNG CNTR-NON GE	13,581	10,931	(2,650)
ENVIRONMENTAL LRNG CNTR-MAT'L	250	1,000	750
ENVIRONMENTAL LRNG CNTR-OTHER	500		(500)
Total	**34,945**	**65,411**	**30,466**
319 RIVER NETWORK-STAFF	2,360	4,400	2,040
319 RIVER NETWORK-ENG	3,000		(3,000)
319 RIVER NETWORK-BENEFITS	6,546	6,251	(295)
319 RIVER NETWORK-TRAVEL	700	1,500	800

GUADALUPE-BLANCO RIVER AUTHORITY
WORKPLAN AND BUDGET
FISCAL YEAR ENDING AUGUST 31, 2011

041 - WATER SALES

	FY 2010 BUDGET	FY 2011 BUDGET	FY 2010-2011 DIFFERENCE
319 RIVER NETWORK-A&G	5,109	5,157	48
319 RIVER NETWORK-NON GENERAL	13,607	11,227	(2,379)
319 RIVER NETWORK-REPAY	(66,313)		66,313
319 RIVER NETWORK-OTHER	62,613	5,000	(57,613)
Total	**27,621**	**33,535**	**5,914**
LAKE LOADING IMPLEM-LEGAL	500		(500)
LAKE LOADING IMPLEM-BENEFITS	1,486		(1,486)
LAKE LOADING IMPLEM-TRAVEL	200		(200)
LAKE LOADING IMPLEM-A&G	1,160		(1,160)
LAKE LOADING IMPLEM-NON GENERA	3,624		(3,624)
LAKE LOADING IMPLEM-MAT'L	500		(500)
LAKE LOADING IMPLEM-OTHER	100		(100)
Total	**7,569**		**(7,569)**
MITIGATION BANK FEAS-ENG	50,000		(50,000)
MITIGATION BANK FEAS-LEGAL	5,000		(5,000)
MITIGATION BANK FEAS-BENEFITS	1,238	2,695	1,457
MITIGATION BANK FEAS-TRAVEL	500		(500)
MITIGATION BANK FEAS-A&G	966	2,224	1,257
MITIGATION BANK FEAS-NON GENER	3,020	6,738	3,718
MITIGATION BANK FEAS-MAT'L	500		(500)
MITIGATION BANK FEAS-OTHER	500		(500)
Total	**61,724**	**11,657**	**(50,067)**
REAL TIME RIVER NETWORK-ENG	100,000		(100,000)
REAL TIME RIVER NETWORK-TRAVEL	500		(500)
REAL TIME RIVER NETWORK-MAT'L	500		(500)
REAL TIME RIVER NETWORK-REPAY	(100,000)		100,000
Total	**1,000**		**(1,000)**
COMAL CO REGIONAL WW STDY-ENG	30,000		(30,000)
COMAL CO REGIONAL WW STDY-LEGA	5,000		(5,000)
COMAL CO REGIONAL WW STDY-TRAV	300		(300)
COMAL CO REGIONAL WW STDY-MATL	500		(500)
COMAL CO REGIONAL WW STDY-OTHR	500		(500)

GUADALUPE-BLANCO RIVER AUTHORITY
WORKPLAN AND BUDGET
FISCAL YEAR ENDING AUGUST 31, 2011

041 - WATER SALES

	FY 2010 BUDGET	FY 2011 BUDGET	FY 2010-2011 DIFFERENCE
Total	**36,300**		**(36,300)**
DROUGHT PLANNING-TRAVEL		600	600
DROUGHT PLANNING-PROF FEE	15,000		(15,000)
DROUGHT PLANNING-MAT'L		5,000	5,000
Total	**15,000**	**5,600**	**(9,400)**
GUAD CO FLOOD MITIG STDY-ENG	10,000		(10,000)
Total	**10,000**		**(10,000)**
SB3- ENVIRONMNTL FLOWS-ENG	35,000	55,000	20,000
Total	**35,000**	**55,000**	**20,000**
SB2 IN-STREAM FLOW-ENG	30,000	25,000	(5,000)
Total	**30,000**	**25,000**	**(5,000)**
ARANSAS PROJ LITIGATION-STAFF		108,751	108,751
ARANSAS PROJ LITIGATION-ENG		150,000	150,000
ARANSAS PROJ LITIGATION-LEGA		1,250,000	1,250,000
ARANSAS PROJ LITIGATION-BENEFI		43,937	43,937
ARANSAS PROJ LITIGATION-A&G		36,248	36,248
ARANSAS PROJ LITIGAT-NON GEN		1,092	1,092
Total		**1,590,029**	**1,590,029**
UPPER BASIN BIOSOLIDS STDY-BEN		413	413
UPPER BASIN BIOSOLIDS STDY-A&G		341	341
UPPER BASIN BIOSOLIDS STDY-NON		1,032	1,032
Total		**1,786**	**1,786**
COE BASIN RECON-BENEFITS		1,184	1,184
COE BASIN RECON-A&G		977	977

GUADALUPE-BLANCO RIVER AUTHORITY
WORKPLAN AND BUDGET
FISCAL YEAR ENDING AUGUST 31, 2011

041 - WATER SALES

	FY 2010 BUDGET	FY 2011 BUDGET	FY 2010-2011 DIFFERENCE
COE BASIN RECON-NON GEN EMPL		2,961	2,961
Total		**5,123**	**5,123**
GROUNDWTR INVSTG-ENG	10,000	15,000	5,000
GROUNDWTR INVSTG-BENEFITS	2,971	2,957	(15)
GROUNDWTR INVSTG-A&G	2,319	2,439	120
GROUNDWTR INVSTG-NON GEN EMPL	7,248	7,392	144
Total	**22,538**	**27,788**	**5,249**
APPLIC-UNAPPROP.FLOW-ENG		20,000	20,000
APPLIC-UNAPPROP.FLOW-BENEFITS	891	887	(4)
APPLIC-UNAPPROP.FLOW-A&G	696	732	36
APPLIC-UNAPPROP.FLW-NON GEN EM	2,174	2,218	43
Total	**3,761**	**23,836**	**20,075**
COUSER RETAIL-ENG	3,000		(3,000)
COUSER RETAIL-TRAVEL	200		(200)
Total	**3,200**		**(3,200)**
BULVERDE AREA WW-STAFF	24,285	9,759	(14,526)
BULVERDE AREA WW-ENG	1,000	30,000	29,000
BULVERDE AREA WW-LEGAL		5,000	5,000
BULVERDE AREA WW-BENEFITS	11,442	6,273	(5,170)
BULVERDE AREA WW-TRAVEL	2,500	500	(2,000)
BULVERDE AREA WW-A&G	8,931	5,175	(3,756)
BULVERDE AREA WW-LEGAL	2,500		(2,500)
BULVERDE AREA WW-NON GEN EMP	3,624	5,922	2,298
BULVERDE AREA WW-SERVICE	1,000		(1,000)
BULVERDE AREA WW-MAT'L		500	500
BULVERDE AREA WW- OTHER	2,500		(2,500)
Total	**57,782**	**63,129**	**5,347**
U/S SWB GUAD RIVER STUDY-ENG		30,000	30,000

GUADALUPE-BLANCO RIVER AUTHORITY
WORKPLAN AND BUDGET
FISCAL YEAR ENDING AUGUST 31, 2011

041 - WATER SALES

	FY 2010 BUDGET	FY 2011 BUDGET	FY 2010-2011 DIFFERENCE
Total		**30,000**	**30,000**
MISC PROJ DEV-BENEFITS	1,224	11,963	10,739
MISC PROJ DEV-A&G	956	9,870	8,914
MISC PROJ DEV-NON GEN EMPL	2,986	29,908	26,922
Total	**5,166**	**51,742**	**46,576**
HAYS/CALDWELL WWTP-ENG		30,000	30,000
HAYS/CALDWELL WWTP-BENEFITS		2,961	2,961
HAYS/CALDWELL WWTP-TRAVEL		500	500
HAYS/CALDWELL WWTP-A&G		2,443	2,443
HAYS/CALDWELL WWTP-NON GEN EMP		7,403	7,403
Total		**43,307**	**43,307**
CANYON SEASONAL POOL-ENG	10,000	10,000	
CANYON SEASONAL POOL-BENEFITS	1,486	1,777	291
CANYON SEASONAL POOL-TRAVEL	2,000	2,000	
CANYON SEASONAL POOL-A&G	1,160	1,466	306
CANYON SEASONAL POOL-NON GEN E	3,624	4,442	818
Total	**18,269**	**19,684**	**1,415**
HAZARD MITIG. PLAN,GUAD-ENG	150,000		(150,000)
Total	**150,000**		**(150,000)**
TRANS FAC IH35/SH130 STDY-STAF		19,696	19,696
TRANS FAC IH35/SH130 STDY-BENE		7,878	7,878
TRANS FAC IH35/SH130 STDY-TRAV		2,000	2,000
TRANS FAC IH35/SH130 STDY-A&G		6,500	6,500
Total		**36,074**	**36,074**
DESAL PILOT STUDY-ENG		15,000	15,000

GUADALUPE-BLANCO RIVER AUTHORITY
WORKPLAN AND BUDGET
FISCAL YEAR ENDING AUGUST 31, 2011

041 - WATER SALES

	FY 2010 BUDGET	FY 2011 BUDGET	FY 2010-2011 DIFFERENCE
Total		**15,000**	**15,000**
ASR STUDY-ENG		20,000	20,000
Total		**20,000**	**20,000**
N.B. AREA WWTP-STAFF	2,046		(2,046)
N.B. AREA WWTP-ENG	20,000	10,000	(10,000)
N.B. AREA WWTP-LEGAL		5,000	5,000
N.B. AREA WWTP-BENEFITS	2,820	2,369	(451)
N.B. AREA WWTP-TRAVEL	500	500	
N.B. AREA WWTP-A&G	2,201	1,954	(247)
N.B. AREA WWTP-NON GEN EM	4,832	5,922	1,090
N.B. AREA WWTP-MAT'L	500		(500)
Total	**32,899**	**25,745**	**(7,153)**
SUNFIELD-STAFF	12,814	1,500	(11,313)
SUNFIELD-BENEFITS	5,254	600	(4,653)
SUNFIELD-TRAVEL		240	240
SUNFIELD-A&G	4,100	495	(3,605)
SUNFIELD-OTHER		1,320	1,320
Total	**22,168**	**4,156**	**(18,012)**
HAYS CO W & WW PLAN-ENG	10,000		(10,000)
HAYS CO W & WW PLAN-BENEFITS	1,486		(1,486)
HAYS CO W & WW PLAN-TRAVEL	500		(500)
HAYS CO W & WW PLAN-A&G	1,160		(1,160)
HAYS CO W & WW PLAN-NON GEN EM	3,624		(3,624)
HAYS CO W & WW PLAN-MAT'L	500		(500)
Total	**17,269**		**(17,269)**
RIVER GAGES-ENG	22,000		(22,000)

GUADALUPE-BLANCO RIVER AUTHORITY
WORKPLAN AND BUDGET
FISCAL YEAR ENDING AUGUST 31, 2011

041 - WATER SALES

	FY 2010 BUDGET	FY 2011 BUDGET	FY 2010-2011 DIFFERENCE
Total	**22,000**		**(22,000)**
RECHARGE STUDY-ENG	10,000		(10,000)
Total	**10,000**		**(10,000)**
EAA HABITAT CONSRV PLAN-OTHER	125,000		(125,000)
Total	**125,000**		**(125,000)**
CALHOUN CNTY WW STUDY-ENG		20,000	20,000
CALHOUN CNTY WW STUDY-BENEFITS		2,446	2,446
CALHOUN CNTY WW STUDY-A&G		2,018	2,018
CALHOUN CNTY WW STUDY-NON-GENE		6,114	6,114
Total		**30,577**	**30,577**
CANYON GORGE PROJECT-STAFF	9,632	10,020	389
CANYON GORGE PROJECT-ENG	5,000		(5,000)
CANYON GORGE PROJECT-LEGAL	1,000		(1,000)
CANYON GORGE PROJECT-BENEFITS	17,164	16,753	(412)
CANYON GORGE PROJECT-TRAVEL	300		(300)
CANYON GORGE PROJECT-A&G	13,397	13,821	424
CANYON GORGE PROJECT-NON-GEN	32,233	31,861	(372)
CANYON GORGE PROJECT-SERVICE		50,000	50,000
CANYON GORGE PROJECT-MAT'L	1,000		(1,000)
CANYON GORGE PROJECT-OTHER	1,208		(1,208)
Total	**80,933**	**122,455**	**41,522**
WATER SUPPLY ALTERNATIVE-ENG	84,000	10,000	(74,000)
WATER SUPPLY ALTERNATIVE-LEGAL	15,000	5,000	(10,000)
WATER SUPPLY ALTERNATIVE-BENEF	14,566	9,466	(5,100)
WATER SUPPLY ALTERNATIVE-TRAV	750	2,000	1,250
WATER SUPPLY ALTERNATIVE-A&G	11,368	7,809	(3,559)
WATER SUPPLY ALTERNATIVE-NON-G	35,526	23,665	(11,861)
WATER SUPPLY ALTERNATIVE-MAT'L	1,000		(1,000)
WATER SUPPLY ALTERNATIVE-OTHER	500		(500)

GUADALUPE-BLANCO RIVER AUTHORITY
WORKPLAN AND BUDGET
FISCAL YEAR ENDING AUGUST 31, 2011

041 - WATER SALES

	FY 2010 BUDGET	FY 2011 BUDGET	FY 2010-2011 DIFFERENCE
Total	**162,710**	**57,940**	**(104,770)**
SIMSBORO PROJECT-ENG		150,000	150,000
SIMSBORO PROJECT-BENEFITS		5,926	5,926
SIMSBORO PROJECT-TRAVEL		4,000	4,000
SIMSBORO PROJECT-A&G		4,889	4,889
SIMSBORO PROJECT-NON GEN EMPL		14,816	14,816
SIMSBORO PROJECT-OTHER		120,000	120,000
Total		**299,632**	**299,632**
WATER RIGHTS/INV-ENG		20,000	20,000
WATER RIGHTS/INV-BENEFITS	1,783	3,157	1,374
WATER RIGHTS/INV-TRAVEL		500	500
WATER RIGHTS/INV-A&G	1,392	2,605	1,213
WATER RIGHTS/INV-NON GEN EMPL	4,349	7,893	3,545
Total	**7,523**	**34,155**	**26,632**
LAKE MGMT&AQUATIC CNTL-STAFF	4,092	5,217	1,125
LAKE MGMT&AQUATIC CNTL-ENG		10,000	10,000
LAKE MGMT&AQUATIC CNTL-LEGAL		5,000	5,000
LAKE MGMT&AQUATIC CNTL-BENEF	3,164	5,545	2,381
LAKE MGMT&AQUATIC CNTL-TRAVL	200	500	300
LAKE MGMT&AQUATIC CNTL-A&G	2,469	4,575	2,106
LAKE MGMT&AQUATIC CNTL-NON GEN	3,624	8,645	5,022
LAKE MGMT&AQUATIC CNTL-PROF FE	40,000	20,000	(20,000)
LAKE MGMT&AQUATIC CNTL-SERVICE		20,000	20,000
LAKE MGMT&AQUATIC CNTL-MAT'L	1,000	3,000	2,000
LAKE MGMT&AQUATIC CNTL-OTHER	200		(200)
Total	**54,749**	**82,482**	**27,733**
ZEDLER MILL-ENG	5,000	15,000	10,000
ZEDLER MILL-LEGAL	1,500		(1,500)
ZEDLER MILL-TRAVEL	100		(100)
ZEDLER MILL-MAT'L	1,000		(1,000)
ZEDLER MILL-OTHER	500		(500)

GUADALUPE-BLANCO RIVER AUTHORITY
WORKPLAN AND BUDGET
FISCAL YEAR ENDING AUGUST 31, 2011

041 - WATER SALES

	FY 2010 BUDGET	FY 2011 BUDGET	FY 2010-2011 DIFFERENCE
Total	**8,100**	**15,000**	**6,900**
USACE CNYN LK BOAT RAMPS-BENEF	990	2,075	1,084
USACE CNYN LK BOAT RAMPS-A&G	773	1,712	939
USACE CNYN LK BOAT RAMPS-NON G	2,416	5,187	2,771
USACE CNYN LK BOAT RAMPS-PROF	30,000		(30,000)
Total	**34,179**	**8,974**	**(25,205)**
PLUM CREEK MONITORING-BENEFITS	267	4,053	3,787
PLUM CREEK MONITORING-TRAVEL		500	500
PLUM CREEK MONITORING-A&G	208	3,344	3,136
PLUM CREEK MONITORING-NON GEN	651	10,133	9,483
PLUM CREEK MONITORING-OTHER		9,300	9,300
Total	**1,125**	**27,331**	**26,205**
PLUM CREEK PROJ ADM-BENEFITS		5,248	5,248
PLUM CREEK PROJ ADM-A&G		4,330	4,330
PLUM CREEK PROJ ADM-NON GEN EM		13,120	13,120
Total		**22,698**	**22,698**
TRI-COMMUNITY WSC- ENG		30,000	30,000
TRI-COMMUNITY WSC- LEGAL		10,000	10,000
TRI-COMMUNITY WSC- BENEFITS	713	8,421	7,708
TRI-COMMUNITY WSC- TRAVEL		1,000	1,000
TRI-COMMUNITY WSC- A&G	557	6,948	6,391
TRI-COMMUNITY WSC- NON-GEN EMP	1,739	21,053	19,314
TRI-COMMUNITY WSC-MAT'L		2,000	2,000
Total	**3,009**	**79,423**	**76,413**
WIMBERLEY WATER- STAFF	16,438	15,316	(1,122)
WIMBERLEY WATER- ENG		10,000	10,000
WIMBERLEY WATER- BENEFITS	10,746	11,998	1,252
WIMBERLEY WATER- TRAVEL		500	500
WIMBERLEY WATER- A&G	8,388	9,898	1,511
WIMBERLEY WATER- NON-GEN EMPL	9,773	14,679	4,906

GUADALUPE-BLANCO RIVER AUTHORITY
WORKPLAN AND BUDGET
FISCAL YEAR ENDING AUGUST 31, 2011

041 - WATER SALES

	FY 2010 BUDGET	FY 2011 BUDGET	FY 2010-2011 DIFFERENCE
WIMBERLEY WATER-SERVICES	30,000		(30,000)
Total	**75,345**	**62,392**	**(12,953)**
WATER CO ACQUISITIONS-LEGAL		5,000	5,000
WATER CO ACQUISITIONS-BENEFITS	1,189	3,258	2,069
WATER CO ACQUISITIONS-TRAVEL		500	500
WATER CO ACQUISITIONS-A&G	928	2,688	1,760
WATER CO ACQUISITIONS-NON GEN	2,899	8,144	5,245
WATER CO ACQUISITIONS-PROF FEE		5,000	5,000
Total	**5,015**	**24,589**	**19,574**
GONZALES CNTY TRAILS-ENG	2,500		(2,500)
GONZALES CNTY TRAILS-TRAVEL	500	500	
GONZALES CNTY TRAILS-MAT'L	1,000	6,000	5,000
Total	**4,000**	**6,500**	**2,500**
INDUSTRIAL DEV PROJECT-LEGAL	37,500	37,500	
Total	**37,500**	**37,500**	
CALHOUN CNTY SUPPLY STUDY-BENE	1,010	1,005	(5)
CALHOUN CNTY SUPPLY STUDY-A&G	789	829	41
CALHOUN CNTY SUPPLY STUDY-NONG	2,464	2,513	49
Total	**4,263**	**4,348**	**85**
MID BASIN PROJECT-STA	11,826		(11,826)
MID BASIN PROJECT-ENG	30,000	50,000	20,000
MID BASIN PROJECT-LEGAL	47,500	47,500	
MID BASIN PROJECT-BENEFITS	11,639	9,143	(2,496)
MID BASIN PROJECT-TRAVEL	500	1,000	500
MID BASIN PROJECT-A&G	9,084	7,543	(1,541)
MID BASIN PROJECT-NON-GEN EMPL	16,561	22,857	6,295
MID BASIN PROJECT-MAT'L	500		(500)
MID BASIN PROJECT-OTHER	500		(500)

GUADALUPE-BLANCO RIVER AUTHORITY
WORKPLAN AND BUDGET
FISCAL YEAR ENDING AUGUST 31, 2011

041 - WATER SALES

	FY 2010 BUDGET	FY 2011 BUDGET	FY 2010-2011 DIFFERENCE
Total	**128,111**	**138,042**	**9,931**
G.I.S. DATA BASE-ENG		10,000	10,000
G.I.S. DATA BASE-OTHER	30,000		(30,000)
Total	**30,000**	**10,000**	**(20,000)**
LOWER BASIN PERMIT APPL-ENG	20,000		(20,000)
LOWER BASIN PERMIT APPL-LEGAL	10,000		(10,000)
LOWER BASIN PERMIT APPL-BENEFI	7,779	1,183	(6,596)
LOWER BASIN PERMIT APPL-TRAVEL	200		(200)
LOWER BASIN PERMIT APPL-A&G	6,071	976	(5,096)
LOWER BASIN PERMIT APPL-NON GE	18,973	2,957	(16,016)
LOWER BASIN PERMIT APPL-MATLS	500		(500)
Total	**63,524**	**5,115**	**(58,408)**
UT BAY & ESTUARY STDY-ENG	95,500		(95,500)
UT BAY & ESTUARY STDY-BENEFITS	594	591	(3)
UT BAY & ESTUARY STDY-A&G	464	488	24
UT BAY & ESTUARY STDY-NON GEN	1,450	1,478	29
Total	**98,008**	**2,558**	**(95,450)**
S.B.1 PHASE 3-STAFF	22,516	17,223	(5,293)
S.B.1 PHASE 3-ENG	48,000	14,000	(34,000)
S.B.1 PHASE 3-BENEFITS	9,231	6,889	(2,342)
S.B.1 PHASE 3-TRAVEL	2,000	2,000	
S.B.1 PHASE 3-A&G	7,205	5,684	(1,521)
Total	**88,952**	**45,796**	**(43,157)**
GERONIMO CREEK WPP-STAFF	2,573	218	(2,355)
GERONIMO CREEK WPP-ENG	177,825	140,800	(37,025)
GERONIMO CREEK WPP-BENEFITS	7,891	7,918	27
GERONIMO CREEK WPP-TRAVEL	800	500	(300)
GERONIMO CREEK WPP-A&G	6,159	6,533	374
GERONIMO CREEK WPP-NON GEN EMP	16,674	19,578	2,904
GERONIMO CREEK WPP-REPAY	(216,125)		216,125

GUADALUPE-BLANCO RIVER AUTHORITY
WORKPLAN AND BUDGET
FISCAL YEAR ENDING AUGUST 31, 2011

041 - WATER SALES

	FY 2010 BUDGET	FY 2011 BUDGET	FY 2010-2011 DIFFERENCE
GERONIMO CREEK WPP-MISC	37,500	1,500	(36,000)
Total	**33,297**	**177,047**	**143,749**
KENDALL CO FEASIBILITY-ENG	135,250	20,000	(115,250)
KENDALL CO FEASIBILITY-BENEFIT	2,731	3,314	583
KENDALL CO FEASIBILITY-TRAVEL	250	200	(50)
KENDALL CO FEASIBILITY-A&G	2,132	2,734	603
KENDALL CO FEASIBILITY-NON GEN	6,661	8,285	1,624
KENDALL CO FEASIBILITY-REPAY	(76,500)		76,500
KENDALL CO FEASIBILITY-MISC	1,000	200	(800)
Total	**71,524**	**34,733**	**(36,791)**
COL CRK GAIN/LOSS STDY-ENG	10,000		(10,000)
Total	**10,000**		**(10,000)**
CAL CO DELTA MODELING-ENG	7,200		(7,200)
CAL CO DELTA MODELING-LEGAL	1,000		(1,000)
CAL CO DELTA MODELING-BENEFITS	906		(906)
CAL CO DELTA MODELING-TRAVEL	2,000		(2,000)
CAL CO DELTA MODELING-A&G	707		(707)
CAL CO DELTA MODELING-NON-GENE	2,209		(2,209)
Total	**14,022**		**(14,022)**
BUD W/O-DELTA MODELING	(10,512)		10,512
BUD W/O-LOWER BASIN PROJECT	(47,628)		47,628
BUD W/O-LAKE MGMT	(40,311)		40,311
BUD W/O-WATER SUPPLY ALTERNAT	(121,653)		121,653
BUD W/O-GORGE	(60,696)		60,696
BUD W/O-MIDBASIN PROJECT	(96,075)		96,075
BUD W/O-SB1 PHASE 3	(66,711)		66,711
BUD W/O-JOHNSON RANC	(43,336)		43,336
BUD W/O-GERONIMO CREEK	(24,974)		24,974
BUD W/O-KENDALL CO FEASIBILITY	(53,642)		53,642
BUD W/O-INDUSTRIAL DEVEL PROJ	(28,125)		28,125
BUD W/O-MISC P/D	(123,977)		123,977

GUADALUPE-BLANCO RIVER AUTHORITY
WORKPLAN AND BUDGET
FISCAL YEAR ENDING AUGUST 31, 2011

041 - WATER SALES

	FY 2010 BUDGET	FY 2011 BUDGET	FY 2010-2011 DIFFERENCE
Total	**(717,640)**		**717,640**
TOTAL PROJECT DEVELOPMENT	**1,116,607**	**3,693,667**	**2,577,060**

GUADALUPE-BLANCO RIVER AUTHORITY
WORKPLAN AND BUDGET
FISCAL YEAR ENDING AUGUST 31, 2011

041 - WATER SALES

	FY 2010 BUDGET	FY 2011 BUDGET	FY 2010-2011 DIFFERENCE
WIP - OPERATING			
LKWD BOAT RAMP REHAB-SERVICE	28,000	100,000	72,000
LKWD BOAT RAMP REHAB-REPAY		(75,000)	(75,000)
Total	**28,000**	**25,000**	**(3,000)**
WORK BARGE BOAT SLIP-SERVICE		3,000	3,000
Total		**3,000**	**3,000**
SIPHON GATE IMPROVMTS-SERVICE	12,000	12,000	
Total	**12,000**	**12,000**	
DEMOLISH MEANS HOUSE-SUPERV	578		(578)
DEMOLISH MEANS HOUSE-LABOR	1,308		(1,308)
DEMOLISH MEANS HOUSE-BENEFITS	773		(773)
DEMOLISH MEANS HOUSE-A&G	603		(603)
Total	**3,263**		**(3,263)**
TOTAL WIP - OPERATING	**43,263**	**40,000**	**(3,263)**

GUADALUPE-BLANCO RIVER AUTHORITY
WORKPLAN AND BUDGET
FISCAL YEAR ENDING AUGUST 31, 2011

041 - WATER SALES

	FY 2010 BUDGET	FY 2011 BUDGET	FY 2010-2011 DIFFERENCE
WIP - CONSTRUCTION			
SUNFIELD IH35 DELIV PNT-TRAVEL	1,000		(1,000)
SUNFIELD IH35 DELIV PNT-SERVIC	250		(250)
SUNFIELD IH35 DELIV PNT-LEGAL	250		(250)
SUNFIELD IH35 DELIV PNT-PRO FE	1,000		(1,000)
SUNFIELD IH35 DELIV PNT-CONST	5,000		(5,000)
SUNFIELD IH35 DELIV PNT-MAT'L	500		(500)
SUNFIELD IH35 DELIV PNT-MISC	500		(500)
Total	**8,500**		**(8,500)**
REGIONAL RAW WTR DS-STAFF	48,070	39,037	(9,033)
REGIONAL RAW WTR DS-SUPERV	9,422		(9,422)
REGIONAL RAW WTR DS-BENEFITS	23,572	15,615	(7,957)
REGIONAL RAW WTR DS-TRAVEL	5,000		(5,000)
REGIONAL RAW WTR DS-SERVICE	2,500		(2,500)
REGIONAL RAW WTR DS-A&G	18,397	12,882	(5,515)
REGIONAL RAW WTR DS-LEGAL	2,500		(2,500)
REGIONAL RAW WTR DS-PROF FEE	100,000		(100,000)
REGIONAL RAW WTR DS-CONST	900,000		(900,000)
REGIONAL RAW WTR DS-MATL	2,500		(2,500)
REGIONAL RAW WTR DS-MISC	5,000		(5,000)
Total	**1,116,961**	**67,534**	**(1,049,427)**
KYLE/MONARCH DELVRY PNTS-STAFF	2,046		(2,046)
KYLE/MONARCH DELVRY PNTS-BENFT	839		(839)
KYLE/MONARCH DELVRY PNTS-TRAVL		500	500
KYLE/MONARCH DELVRY PNTS-SERVI		250	250
KYLE/MONARCH DELVRY PNTS-A&G	655		(655)
KYLE/MONARCH DELVRY PNTS-LEGAL		250	250
KYLE/MONARCH DELVRY PNTS-MAT'L		500	500
KYLE/MONARCH DELVRY PNTS-MISC		500	500
Total	**3,540**	**2,000**	**(1,540)**
CONST IH35 PIPELINE-STAFF	3,069		(3,069)
CONST IH35 PIPELINE-BENEFITS	1,258		(1,258)
CONST IH35 PIPELINE-A&G	982		(982)

GUADALUPE-BLANCO RIVER AUTHORITY
WORKPLAN AND BUDGET
FISCAL YEAR ENDING AUGUST 31, 2011

041 - WATER SALES

	FY 2010 BUDGET	FY 2011 BUDGET	FY 2010-2011 DIFFERENCE
Total	**5,310**		**(5,310)**
TOTAL WIP - CONSTRUCTION	**1,134,311**	**69,534**	**(1,064,777)**

GUADALUPE-BLANCO RIVER AUTHORITY
WORKPLAN AND BUDGET
FISCAL YEAR ENDING AUGUST 31, 2011

WATER SALES

	FY 2011 BUDGET
AUTO & HEAVY EQUIPMENT	
2 TON ELECTRIC HOIST - MS GUAD II DRIVES	2,000
4 WHEEL DRIVE TRUCK - WATER QUALITY	35,000
Total AUTO & HEAVY EQUIPMENT	**37,000**
TOTAL CAPITAL ADDITIONS	**37,000**

Water Resources Division
Regional Laboratory System
Operating Plan for Fiscal Year Ending 8/31/11

BACKGROUND

GBRA maintains a Water Quality Program as a part of the Water Resources Division in order to ensure that the quality of water of the Guadalupe River and its tributaries is suitable for municipal, agricultural and industrial supplies as well as recreational uses and aquatic life. Technological and regulatory developments are monitored and liaison is maintained with federal, state, and local governmental entities related to water quality, as well as corporations and individuals that have an effect on water quality. The water quality program also provides technical assistance to GBRA's potable water treatment and wastewater treatment operations; and, applications for new, renewed or amended wastewater discharge permits are prepared. To ensure high quality water in the district, the Water Quality Program helps identify and monitor sources of pollution and recommends remediation when appropriate. In support of the water quality program, a Regional Laboratory was built and equipped at the General Business Offices in Seguin. The responsibilities of the water quality program including the Regional Laboratory have been assigned to the Director of Water Quality Services.

The Regional Laboratory provides technical assistance and support to GBRA's operations, as well as cities, water districts, industries, engineering firms and other organizations as they comply with federal, state, and local regulatory requirements that protect water quality. The Regional Laboratory is equipped to perform physical, chemical, and biological analyses of water from natural streams, water and wastewater treatment plants, groundwater wells and treatment residuals. The laboratory is also open to area classroom teachers and civic groups for tours. Students working on science projects often obtain technical expertise from Regional Laboratory employees and these employees frequently provide assistance to local and regional science fair competitions.

A Laboratory Director, two Laboratory Analysts, three Laboratory Technicians, a Quality Assurance Officer and one part-time Laboratory Technician staff the Regional Laboratory. These employees continue to avail themselves of training offered by the U.S. Environmental Protection Agency, Texas Commission on Environmental Quality (TCEQ), Texas Engineering Extension Service, Texas Water Utilities Association and other professional associations in order to facilitate certification as laboratory analysts and technicians. The TCEQ has developed a program that has adopted the standards of the National Environmental Laboratory Accreditation Program to accredit environmental laboratories. The program includes standards covering laboratory practices, personnel, training, and facilities. The GBRA Regional Laboratory holds the TCEQ NELAP-recognized laboratory accreditation.

REVENUE SOURCES AND TRENDS

The Regional Laboratory revenue is provided from laboratory test fees. Fees for laboratory analyses will not be raised in FY2011. The laboratory income is estimated to be $770,000 during FY 2011. Revenue will go up slightly as new equipment is fully accredited in FY 2011 and a continuation of lab testing for TEEX, Plum Creek and industrial testing in the City of Seguin is expected.

CAPTITAL ADDITIONS AND OPERATING EXPENDITURES

The two major operating expense components within the Regional Laboratory System are $30,000 of outsourced lab analyses and chemical expenses amounting to $76,000. The lab is budgeting to replace several pieces of equipment due to the age of the existing equipment and its increasing

unreliability. The projected FY 2011 lab equipment budget of $46,000 will not only improve equipment reliability but also improve the lab's processing and "throughput" capability. The principal item budgeted to be replaced is 3-place oil and grease extraction unit. The existing 9 year old unit will be replaced with a new unit for $24,000.

The Work Plan includes the Texas Clean Rivers Program for the Lavaca-Guadalupe Coastal Basin and the Guadalupe River Basin and is administered under contract with the TCEQ for the sum of $143,341. Several of the program's tasks complement tactical objectives that fulfill goals set forth in the Mission Statement of the GBRA, namely: a) monitoring of water quality sampling sites, b) maintaining a computerized water quality database available through GBRA's website, and c) continuing to encourage citizens to volunteer to participate in the Texas Watch Program.

In addition to the Clean Rivers Program, the GBRA Water Resources Division will continue monitoring water quality in the Plum Creek watershed for the non-point source project entitled "Surface Water Quality Monitoring to Support Plum Creek Watershed Protection Plan Development," under a contract with the Texas State Soil and Water Conservation Board (TSSWCB) for the year. A TCEQ 319 Non-Point Source Grant will be initiated in FY2010 and continued through FY2012 that includes the installation of continuous water quality monitoring equipment at a location in the Geronimo Creek watershed. The grant will purchase the equipment ($50,000) and GBRA labor and annual sponsorship of the USGS continuous monitoring station at Cypress Creek at Jacob's Well will be used as the required 40% match. These later two programs are recognized in the Water Sales system component of GBRA's Water Resource Division.

A Water Quality Program is funded through water sales received by the Water Resources Division. The most significant cost associated with the program is labor costs required to gather the numerous test samples needed to support GBRA's Contact Recreation Water Quality Index. The list of sampling sites includes:

Location	County	Location	County
Canyon Reservoir	Comal	Guadalupe River at Second Crossing	Comal
Comal River at Hinman Island	Comal	Lake Dunlap at A.C.'s fish camp	Comal
Lake McQueeney at Lakeview Camp	Guadalupe	San Marcos River at Luling	Caldwell
Guadalupe River at FM 766 bridge	DeWitt	Coleto Creek Reservoir	Goliad
Salt Water Barrier	Refugio	San Antonio River near Fannin	Goliad

Data collection at these ten sites is supplemented with data from 19 other sites that are funded through the TCEQ's Clean Rivers Program. These latter sites are scattered throughout the Guadalupe River Basin in order to assure thorough monitoring of water quality in the river basin.

FUND BALANCE

Funds for the above listed laboratory services, monitoring and maintenance projects, as well as all of the other operating expenditures that are summarized in the following pages, will be principally provided by revenues from lab fees and grants from the Texas Commission on Environmental Quality and the Texas State Soil and Water Conservation Board. Additional funding is received from a $120,000 interdivision transfer from GBRA's Water Sales System.

The net increase in fund balance that GBRA anticipates in the Regional Laboratory System of the Water Resource Division after paying all FY 2011 budgeted expenditures is $9,609.

GUADALUPE-BLANCO RIVER AUTHORITY
WORKPLAN AND BUDGET
FISCAL YEAR ENDING AUGUST 31, 2011

042 - REGIONAL LABORATORY

	FY 2010 BUDGET	FY 2011 BUDGET	FY 2010-2011 DIFFERENCE
OPERATING REVENUES			
LABORATORY SERVICES:			
LAB FEES - OPERATING	700,000	770,000	70,000
Total LABORATORY SERVICES	**700,000**	**770,000**	**70,000**
TOTAL OPERATING REVENUES	**700,000**	**770,000**	**70,000**
OPERATING EXPENSES			
STAFF TECHNICAL ASSISTANCE	44,829	34,577	(10,252)
SUPERVISION	59,990	61,424	1,434
LABOR	180,569	241,196	60,627
Total OPERATING SALARIES & WAGES	**285,388**	**337,197**	**51,809**
EMPLOYEE EXPENSES & BENEFITS:			
EMPLOYEES' TRAVEL	3,000	2,500	(500)
TRAVEL-SAMPLE PICKUP	1,500	2,000	500
EMPLOYEE BENEFITS	117,009	134,879	17,870
Total EMPLOYEE EXPENSES & BENEFITS	**121,509**	**139,379**	**17,870**
OPERATING SUPPLIES & SERVICES:			
PUBLIC INFORMATION	1,000	1,000	
DUES AND MEMBERSHIPS	1,000	1,000	
UNIFORMS AND LAUNDRY	1,500	1,200	(300)
OUTSOURCED LAB ANALYSES	35,000	30,000	(5,000)
TRAINING EXPENSES	3,000	2,500	(500)
SAFETY & EMERG. EXPENSES	1,000	1,000	
POWER AND UTILITIES	13,000	13,000	
WATER CONDITIONING	6,200	7,000	800
FREIGHT EXPENSES	12,000	12,000	
APPARATUS EXPENSES	5,500	1,200	(4,300)
CHEMICAL EXPENSES	65,000	76,000	11,000
GAS CYLINDERS EXPENSES	4,300	4,000	(300)
PT EXPENSES	4,500	3,000	(1,500)
HAZ. WASTE DISPOSAL EXPENSES	3,500	2,200	(1,300)
NELAP - ACCREDIATION FEES	2,500	4,200	1,700
NELAP - PROFESSIONAL SERVICES	10,000	6,000	(4,000)
COMMUNICATIONS	2,500	2,000	(500)
OFFICE SUPPLIES & EXPENSES	6,000	4,000	(2,000)
COMPUTER SUPPLIES & SERVICE	3,000	3,200	200

GUADALUPE-BLANCO RIVER AUTHORITY
WORKPLAN AND BUDGET
FISCAL YEAR ENDING AUGUST 31, 2011

042 - REGIONAL LABORATORY

	FY 2010 BUDGET	FY 2011 BUDGET	FY 2010-2011 DIFFERENCE
INSURANCE EXPENSE	3,675	3,675	
MISCELLANEOUS EXPENSES	2,000	1,500	(500)
Total OPERATING SUPPLIES & SERVICES	**186,175**	**179,675**	**(6,500)**
MAINTENANCE & REPAIR			
MATERIAL	3,000	3,500	500
SERVICES	31,500	34,500	3,000
Total MAINTENANCE & REPAIR	**34,500**	**38,000**	**3,500**
TOTAL OPERATING & MAINTENANCE	**627,572**	**694,251**	**66,679**
ADMINISTRATIVE & GENERAL:			
A & G EXPENSES	91,324	111,275	19,951
Total ADMINISTRATIVE & GENERAL	**91,324**	**111,275**	**19,951**
TOTAL OPERATING EXPENSES	**718,896**	**805,526**	**86,629**
NET OPERATING INCOME	**(18,896)**	**(35,526)**	**(16,629)**

GUADALUPE-BLANCO RIVER AUTHORITY
WORKPLAN AND BUDGET
FISCAL YEAR ENDING AUGUST 31, 2011

042 - REGIONAL LABORATORY

	FY 2010 BUDGET	FY 2011 BUDGET	FY 2010-2011 DIFFERENCE
OPERATING REVENUES	700,000	770,000	70,000
OPERATING EXPENSES	(718,896)	(805,526)	(86,629)
NET OPERATING INCOME	**(18,896)**	**(35,526)**	**(16,629)**
NON-OPERATING REVENUES (EXPENSES)			
CAPITAL CONTRIBUTIONS:			
GOVERNMENT GRANTS & STATE FU	160,341	141,608	(18,733)
CONTRIBUTED BY OTHER FUNDS	134,000	120,000	(14,000)
Total CAPITAL CONTRIBUTIONS	**294,341**	**261,608**	**(32,733)**
INTEREST & BANK FEES:			
INT ON LONG TERM DEBT	(5,050)	(3,375)	1,675
Total INTEREST & BANK FEES	**(5,050)**	**(3,375)**	**1,675**
TOTAL NON-OPERATING REVENUES (EXPENSES)	**289,291**	**258,233**	**(31,058)**
CHANGE IN NET ASSETS	**270,395**	**222,707**	**(47,687)**
INTERFUND LOANS			
DEBT CAPITAL			
TOTAL FUNDS AVAILABLE	**270,395**	**222,707**	**(47,687)**
PURCHASES OF FIXED ASSETS			
SPECIALIZED OPER. EQUIPMENT	58,900	46,000	(12,900)
OFFICE FURN & EQUIPMENT		2,000	2,000
Total PURCHASES OF FIXED ASSETS	**58,900**	**48,000**	**(10,900)**
WORK IN PROGRESS			

GUADALUPE-BLANCO RIVER AUTHORITY
WORKPLAN AND BUDGET
FISCAL YEAR ENDING AUGUST 31, 2011

042 - REGIONAL LABORATORY

	FY 2010 BUDGET	FY 2011 BUDGET	FY 2010-2011 DIFFERENCE
PROJECT DEVELOPMENT	**160,341**	**141,608**	**(18,732)**
DEBT SERVICE			
LOANS PAID	50,528	23,490	(27,038)
Total DEBT SERVICE	**50,528**	**23,490**	**(27,038)**
TOTAL FUNDS APPLIED	**269,769**	**213,098**	**(56,670)**
NET CHANGE IN FUND BALANCE	**626**	**9,609**	**8,983**

GUADALUPE-BLANCO RIVER AUTHORITY
WORKPLAN AND BUDGET
FISCAL YEAR ENDING AUGUST 31, 2011

042 - REGIONAL LABORATORY

	FY 2010 BUDGET	FY 2011 BUDGET	FY 2010-2011 DIFFERENCE
SALARIES & WAGES DETAIL			
STAFF TECHNICAL ASSISTANCE:			
STA- SUPERVISION	18,969	19,300	331
STA- CLERICAL	25,861	15,277	(10,583)
Total STAFF TECHNICAL ASSISTANCE	**44,829**	**34,577**	**(10,252)**
SUPERVISION:			
SUPERVISION	200	205	4
SUP- ANALYTICAL	29,366	29,951	584
SUP- SUPPORT	30,423	31,268	845
Total SUPERVISION	**59,990**	**61,424**	**1,434**
OPERATING LABOR:			
CLERICAL	268	622	354
REG- ANALYTICAL LABOR	75,502	118,666	43,164
REG- SUPPORT LABOR	104,800	106,410	1,611
REG- GARY INSPECTION LABOR		15,498	15,498
Total OPERATING LABOR	**180,569**	**241,196**	**60,627**
MAINTENANCE & REPAIR			
Total MAINTENANCE & REPAIR			
WORK IN PROGRESS			
PROJECT DEVELOPMENT			
PD-STAFF:			
CRP-PUBLIC PART-STAFF	4,807	4,554	(253)
Total PD-STAFF	**4,807**	**4,554**	**(253)**
PD-SUPERVISION & LABOR:			
CRP-PROJ ADMIN-NON GEN EMPL	2,992	3,051	60
CRP-QA & DATA-NON GEN EMPL	2,002	2,042	40
CRP-WQ MONIT-NON GEN EMPL	12,227	13,085	857
CRP-INFO CLRGHS-NON GEN EMPL	4,608	4,700	92
CRP-ISSUES & CAUSE-NON GEN EMP	994	1,013	20
CRP-PUBLIC PART-NON GEN EMPL	1,764	1,799	35

GUADALUPE-BLANCO RIVER AUTHORITY
WORKPLAN AND BUDGET
FISCAL YEAR ENDING AUGUST 31, 2011

042 - REGIONAL LABORATORY

	FY 2010 BUDGET	FY 2011 BUDGET	FY 2010-2011 DIFFERENCE
Total PD-SUPERVISION & LABOR	**24,587**	**25,690**	**1,103**
Total PROJECT DEVELOPMENT	**29,394**	**30,244**	**850**
TOTAL SALARIES & WAGES	**314,782**	**367,441**	**52,659**

GUADALUPE-BLANCO RIVER AUTHORITY
WORKPLAN AND BUDGET
FISCAL YEAR ENDING AUGUST 31, 2011

042 - REGIONAL LABORATORY

	FY 2010 BUDGET	FY 2011 BUDGET	FY 2010-2011 DIFFERENCE
MAINTENANCE & REPAIR DETAIL			
MATERIAL:			
M&R/MAT- REGIONAL LAB	3,000	3,500	500
Total MATERIAL	**3,000**	**3,500**	**500**
SERVICES:			
M&R/SER- REGIONAL LAB	29,000	31,000	2,000
M&R/SER- GEN. OFFICE BLDG	2,500	3,500	1,000
Total SERVICES	**31,500**	**34,500**	**3,000**
TOTAL MAINTENANCE & REPAIR	**34,500**	**38,000**	**3,500**

GUADALUPE-BLANCO RIVER AUTHORITY
WORKPLAN AND BUDGET
FISCAL YEAR ENDING AUGUST 31, 2011

042 - REGIONAL LABORATORY

	FY 2010 BUDGET	FY 2011 BUDGET	FY 2010-2011 DIFFERENCE
PROJECT DEVELOPMENT			
CRP-PROJ ADMIN-ENG	1,000	1,000	
CRP-PROJ ADMIN-BENEFITS	1,227	1,220	(6)
CRP-PROJ ADMIN-TRAVEL	100	100	
CRP-PROJ ADMIN-A&G	957	1,007	50
CRP-PROJ ADMIN-NON GEN EMPL	2,992	3,051	60
CRP-PROJ ADMIN-OTHER	400	400	
Total	**6,676**	**6,778**	**103**
CRP-QA & DATA-ENG	2,000		(2,000)
CRP-QA & DATA-BENEFITS	821	817	(4)
CRP-QA & DATA-TRAVEL	68	68	
CRP-QA & DATA-A&G	641	674	33
CRP-QA & DATA-NON GEN EMPL	2,002	2,042	40
CRP-QA & DATA-OTHER	100	100	
Total	**5,632**	**3,701**	**(1,931)**
CRP-WQ MONIT-ENG	21,000	14,000	(7,000)
CRP-WQ MONIT-BENEFITS	5,013	5,234	221
CRP-WQ MONIT-TRAVEL	3,000	3,000	
CRP-WQ MONIT-A&G	3,913	4,318	405
CRP-WQ MONIT-NON GEN EMPL	12,227	13,085	857
CRP-WQ MONIT-OTHER	74,421	55,828	(18,593)
Total	**119,574**	**95,464**	**(24,110)**
CRP-INFO CLRGHS-ENG	1,500	1,195	(305)
CRP-INFO CLRGHS-BENEFITS	1,889	1,880	(9)
CRP-INFO CLRGHS-A&G	1,475	1,551	76
CRP-INFO CLRGHS-NON GEN EMPL	4,608	4,700	92
CRP-INFO CLRGHS-OTHER	300	300	
Total	**9,772**	**9,626**	**(146)**
CRP-ISSUES & CAUSE-ENG	1,500	1,195	(305)
CRP-ISSUES & CAUSE-BENEFITS	407	405	(2)
CRP-ISSUES & CAUSE-A&G	318	334	16
CRP-ISSUES & CAUSE-NON GEN EMP	994	1,013	20

GUADALUPE-BLANCO RIVER AUTHORITY
WORKPLAN AND BUDGET
FISCAL YEAR ENDING AUGUST 31, 2011

042 - REGIONAL LABORATORY

	FY 2010 BUDGET	FY 2011 BUDGET	FY 2010-2011 DIFFERENCE
CRP-ISSUES & CAUSE-OTHER	2,000	2,000	
Total	**5,219**	**4,948**	**(271)**
CRP-PUBLIC PART-STAFF	4,807	4,554	(253)
CRP-PUBLIC PART-ENG	1,000	1,000	
CRP-PUBLIC PART-BENEFITS	2,694	2,541	(153)
CRP-PUBLIC PART-TRAVEL	100	100	
CRP-PUBLIC PART-EQUIP USE		8,000	8,000
CRP-PUBLIC PART-A&G	2,103	2,097	(6)
CRP-PUBLIC PART-NON GEN EMPL	1,764	1,799	35
CRP-PUBLIC PART-OTHER	1,000	1,000	
Total	**13,468**	**21,091**	**7,623**
TOTAL PROJECT DEVELOPMENT	**160,341**	**141,608**	**(18,732)**

GUADALUPE-BLANCO RIVER AUTHORITY
WORKPLAN AND BUDGET
FISCAL YEAR ENDING AUGUST 31, 2011

REGIONAL LABORATORY

	FY 2011 BUDGET
LABORATORY EQUIPMENT	
AUTOCLAVE	10,000
HOOD & VENT SYSTEM	8,000
REPLACEMENT OIL & GREASE UNIT	24,000
SEALER	4,000
Total LABORATORY EQUIPMENT	**46,000**
OFFICE FURN. & EQUIP.	
SCANNER	2,000
Total OFFICE FURN. & EQUIP.	**2,000**
TOTAL CAPITAL ADDITIONS	**48,000**

Water Resource Division
Calhoun Canal System
Operating Plan for Fiscal Year Ending 8/31/11

BACKGROUND

The Calhoun Canal System of GBRA has as its origin the Calhoun Canal Company, a private enterprise created in the 1940's to establish a new rice industry in the county through the furnishing of irrigation water for rice farmers. As much as 20,000 acres was irrigated at the peak of that business. A severe drought in the 1950's and accompanying saltwater intrusion reduced the acreage significantly. In 1963, GBRA acquired the system. The construction of a new saltwater barrier on the Guadalupe River provided protection against saltwater encroachment and, along with GBRA's substantial and senior surface water permits, allowed GBRA to contract with numerous wholesale customers for industrial and municipal purposes, in addition to the traditional business of irrigating agricultural crops. Customers include DOW-Union Carbide, Ineos Nitriles Green Lake (formerly BP Chemicals Inc), Seadrift Coke LLC, the City of Port Lavaca, the Calhoun County Rural Water Supply System, the Port O'Connor Municipal Utility District, and the farmers who irrigate rice, cotton, and pasture, or impound water for commercial catfish, waterfowl, or crawfish projects. The Canal System utilizes a system of diversion canals, check structures, pump stations and pipelines to deliver water diverted from the Guadalupe River to the Lavaca-Guadalupe Coastal Basin for customers in Calhoun County. In addition to the canal's physical structures that were acquired in 1963, GBRA also acquired important senior water rights for the use of surface water from the river and its tributaries. This allows GBRA to more fully meet the public's expectation of responsible development through enterprises that protect and enhance the environment while providing clean water for Texans.

Calhoun Canal System personnel are responsible for the daily operation and maintenance of river diversion structures, the Guadalupe River Diversion Dam and Salt Water Barrier, one pump station, two smaller saltwater barriers, and approximately 80 miles of delivery canals and eight miles of water delivery pipeline. Operating and maintaining these structures, and the removal of logjams in the lower Guadalupe River Basin is the responsibility of Canal System personnel. Extensive logjam removal work on the lower San Antonio River in Refugio County has also been performed in recent years in order to improve and preserve that river's natural flow as a tributary of the Guadalupe River.

The supply of water diverted at the river is re-lifted at the Union Carbide pump station, whereupon it becomes available for customers via the canal delivery system. For budgeting and operational purposes, the Canal System begins at this point. The costs incurred in operation of the river diversion system upstream of this pump station are budgeted and recorded in GBRA's Water Resource Division. The objectives of this Work Plan and Budget are to operate and maintain the canal delivery system to insure an adequate supply of raw water of good quality to meet the demands of the Canal Division's industrial, municipal and agricultural customers.

The Calhoun Canal System is supervised by the Operations Manager - Lower Basin and the Manager of Port Lavaca Operations. The division is operated by six full-time employees and one part-time employee, including a Chief Water Tender and three Water Tenders who manage the diversion and distribution of water from the Guadalupe River to the various customers of the system. Canal Division maintenance is performed by a Maintenance Chief and an Equipment Operator. Employee training will continue to emphasize safety in marine operations and enhancement of technical skills.

Although GBRA and Union Carbide agreed in principle in 2005 that it would probably increase efficiency and effectiveness if GBRA assumed a direct role in maintenance of the Carbide pump station, security and liability concerns and also the expense of expanding the Canal staff to meet an additional obligation, have delayed the approval and implementation of a maintenance operating agreement.

REVENUE SOURCES AND TRENDS

Estimated rice irrigation in FY 2011 will remain at 2,200 acres, a relatively constant amount in recent years. A shortfall of several thousand acres for a robust irrigation business appears likely to continue for the foreseeable future. As a point of comparison, over 9,000 acres were irrigated in the late 1970's and early 1980's. Acreage cultivated for rice declined drastically in the mid 1990's when the government's farm program began to provide support payments that did not require a crop to be planted, and this philosophy was continued in the most recent USDA farm bill. Thus, rice production in Calhoun County has essentially been relegated to minor crop status, even though an abundance of land and water is present. Seed rice plantings have also declined significantly. Some organic rice remains in the GBRA irrigation mix. Modest revenue of $16,800 is included for second crop rice in the new year, based on recent history.

Revenue flow for the Canal System will continue to come primarily from municipal and industrial water supply customers. These customers will continue to require the presence of vital canal infrastructure to serve their continuing needs for a dependable supply of fresh water. For FY 2011, revenue from water supplied to municipal and industrial customers is budgeted to remain the same as FY 2010 at $850,826.

Alternate crop irrigation of corn, soybeans, cotton and pastureland is not normally a significant revenue source. Only three years in recent canal operational history experienced such irrigation activities, 1996 and 1998 (about 7,500 acres) and 2001 (about 3,900 acres). Ordinarily, farmers do not invest the money, due to the effort required and the very narrow planning window available for a successful project. Pasture irrigation is a more reliable revenue source in dry weather. These types of ventures do have the potential to greatly increase the farmers' income— not to mention an enhanced revenue source for GBRA— but to date the risks associated with irrigation in the coastal prairies for upland crops, where abundant rainfall and poor drainage is the norm, have dissuaded all but the most optimistic agricultural businessmen. Examples do exist however, in the form of two sprinkler irrigation systems, one being a lateral roll unit, and the other a pivot unit. The dependable supply of GBRA water to these units and the precise application rate inherent in this equipment might encourage more row crop venturers to "get their feet wet"; therefore a rate is provided in the schedule with a projection of 328 acres in 2011.

Alternative irrigation ventures include crawfish production, catfish pond farming, and the flooding of abandoned fields for sportsmen interested specifically in waterfowl hunting. These projects have gained some momentum in recent years as landowners invest in the necessary containment levees, and aeration and harvesting equipment. For crawfish, catfish, and waterfowl projects, a charge for the initial fill of dry or partly full ponded areas is made, utilizing the standard municipal/industrial rate. The differing flat rates mentioned are for makeup water based on estimated usage and length of time the pond or field is operated each year.

In FY 2011, the canal system has budgeted to receive $100,000 in water reservation fees. These fees will be paid by Exelon Corporation to reserve 75,000 acre-feet of water as they evaluate the possibility of constructing a nuclear power plant in the area.

Other than the exceptions mentioned, the customer volumes forecast in the previous fiscal year appeared reasonable and are unchanged in the new forecast. The base municipal and industrial rates for the Canal System during FY 2011 are unchanged, as follows:

First crop rice	$112/acre	(unchanged)
Second crop rice	$42/acre	(unchanged)
Row Crop	$32/acre	(unchanged)
Pasture	$32/acre	(unchanged)
Crawfish Pond	$55/acre	(+14.0¢/1000 gals for initial fill; unchanged)
Waterfowl Field	$36/acre	(+14.0¢/1000 gals for initial fill; unchanged)
Catfish Farm	$66/acre	(+14.0¢/1000 gals for initial fill; unchanged)
Other Ponds and rigs	$0.140/1000 gals	(+ $495 basic charge; unchanged)
Seadrift Coke LP	$0.180/1000 gals	(unchanged)
Ineos Nitriles	$0.175/1000 gals	(unchanged)
Other M&I Customers	$0.140/1000 gals	(unchanged)
Sprinkler Irrigation	$38/acre	(unchanged)

CAPITAL ADDITIONS AND OPERATING EXPENDITURES

The decline in rice irrigation during the last two decades and particularly since 1996 continues to have a tremendous impact on the Calhoun Canal System's operating budget. The impact has restricted the implementation of rehabilitation and maintenance work to only the more critical items.

Significant operating expenses for fiscal year 2011 include $24,000 in truck operating costs, $21,000 in tractor operating costs, $34,800 for stream gaging, $28,800 for electrical power to operate the Relift #1 Pump Station, $29,880 in assessments pertaining to the TCEQ South Texas Watermaster Program, and $35,777 in insurance costs. Another significant operating expense is the $300,000 that is budgeted for the Canal Division's payment of operating and power costs associated with the Union Carbide raw water pump station.

Although good progress has been made in the control of aquatic weeds, $18,900 will be budgeted to continue an effective control program. The use of herbicides is governed by GBRA's standard operating procedure to insure safe and correct application that meets all label and material safety data sheet provisions.

Long term problems experienced with a heavy haul truck have necessitated the inclusion of funding for possible replacement. This unit's performance, purchased new, has been disappointing and replacement may be the only feasible option. While repairs or some type of dealer reparation are still possible, it would be unrealistic at this point not to include some allowance ($32,000) for replacement funding. The other capital item of purchase is an all-terrain 4-wheeler, to replace a worn unit.

A new nuclear power plant project, which if constructed would receive water from GBRA, continues to be evaluated for feasibility by the Exelon Corporation. The FY 2011 budgeted costs for these ongoing evaluation efforts amounts to $74,597.

FUND BALANCE

Funds for the above listed operating expenditures as well as the other expenditures that are summarized in the following pages will be provided by revenues from customer billings as well as revenue from Exelon to reserve water as it continues its feasibility studies for a new nuclear power plant. The net change in fund balance after recognizing all budgeted revenues and expenditures is an increase of $11,630.

GUADALUPE-BLANCO RIVER AUTHORITY
WORKPLAN AND BUDGET
FISCAL YEAR ENDING AUGUST 31, 2011

043 - CALHOUN CANAL

	FY 2010 BUDGET	FY 2011 BUDGET	FY 2010-2011 DIFFERENCE
OPERATING REVENUES			
WATER SALES & LAKE OPERATIONS:			
WATER SALES-PT. LAVACA	73,682	73,682	
WATER SALES-RURAL WATER	12,876	12,876	
WATER SALES-CARBIDE	515,340	515,340	
WATER SALES-INEOS NITRILES G.L	206,150	206,150	
WATER SALES-1ST CROP	246,400	246,400	
WATER SALES-2ND CROP RICE		16,800	16,800
WATER SALES-OTHER	22,400	22,400	
WATER SALES-SPRINKLER IRRAGAT		12,464	12,464
WATER SALES-SEADRIFT COKE	27,000	27,000	
WATER SALES-CRAWFISH FARM	49,978	49,978	
WATER SALES-PONDS & RIGS	2,908	2,908	
WATER SALES-WATERFOWL WTR	20,241	20,241	
WATER SALES-POC MUD	15,778	15,778	
WATER SALES-CATFISH FARM	11,092	11,092	
RESERVATION FEE - EXELON CORP	450,000	100,000	(350,000)
Total WATER SALES & LAKE OPERATIONS	**1,653,845**	**1,333,109**	**(320,736)**
RENTALS:			
BUILDING RENTAL	6,384	6,384	
Total RENTALS	**6,384**	**6,384**	
TOTAL OPERATING REVENUES	**1,660,229**	**1,339,493**	**(320,736)**
OPERATING EXPENSES			
STAFF TECHNICAL ASSISTANCE	15,059	16,232	1,173
SUPERVISION	36,071	36,789	718
LABOR	167,833	167,537	(296)
Total OPERATING SALARIES & WAGES	**218,962**	**220,558**	**1,596**
EMPLOYEE EXPENSES & BENEFITS:			
EMPLOYEES' TRAVEL	1,200	1,200	
EMPLOYEE BENEFITS	140,718	132,298	(8,420)

GUADALUPE-BLANCO RIVER AUTHORITY
WORKPLAN AND BUDGET
FISCAL YEAR ENDING AUGUST 31, 2011

043 - CALHOUN CANAL

	FY 2010 BUDGET	FY 2011 BUDGET	FY 2010-2011 DIFFERENCE
Total EMPLOYEE EXPENSES & BENEFITS	**141,918**	**133,498**	**(8,420)**
OPERATING SUPPLIES & SERVICES:			
TRUCK OPERATING EXPENSES	24,000	24,000	
RIGHT-OF-WAY RENTALS	2,400	2,400	
PUBLIC INFORMATION	2,400	2,400	
DUES AND MEMBERSHIPS	480	1,440	960
PUBLICATIONS AND BOOKS	360	360	
SMALL TOOLS EXPENSE	3,000	3,000	
TRACTORS AND EQUIPMENT	28,800	21,000	(7,800)
UNIFORMS AND LAUNDRY	3,180	3,180	
PROCESS/SPECIAL OPERATING	2,400	1,800	(600)
BAD DEBT EXPENSE	1,200	1,200	
GAUGING/MONITORING	34,800	34,800	
TRAINING EXPENSES	3,600	3,600	
SAFETY & EMERG. EXPENSES	4,800	3,960	(840)
POWER AND UTILITIES	360	1,200	840
PUMP STATION POWER/UTILIT	28,800	28,800	
CHLORINE	4,020	4,020	
LAB SUPPLIES & EXPENSES	480	480	
PROFESSIONAL FEES	6,000	4,800	(1,200)
CONTRACT LABOR	6,000	6,000	
WATERMASTER PAYMENT	27,864	29,880	2,016
COMMUNICATIONS	7,200	5,460	(1,740)
OFFICE SUPPLIES & EXPENSES	3,300	3,300	
COMPUTER SUPPLIES & SERVICE	6,000	3,600	(2,400)
BANK SERVICE FEES	200	200	
INSURANCE EXPENSE	35,777	35,777	
MISCELLANEOUS EXPENSES	4,200	4,200	
Total OPERATING SUPPLIES & SERVICES	**241,621**	**230,857**	**(10,764)**
MAINTENANCE & REPAIR			
LABOR	124,251	110,187	(14,064)
MATERIAL	55,900	44,800	(11,100)
SERVICES	65,900	65,820	(80)
Total MAINTENANCE & REPAIR	**246,051**	**220,807**	**(25,244)**
TOTAL OPERATING & MAINTENANCE	**848,552**	**805,720**	**(42,832)**

GUADALUPE-BLANCO RIVER AUTHORITY
WORKPLAN AND BUDGET
FISCAL YEAR ENDING AUGUST 31, 2011

043 - CALHOUN CANAL

	FY 2010 BUDGET	FY 2011 BUDGET	FY 2010-2011 DIFFERENCE
ADMINISTRATIVE & GENERAL:			
A & G EXPENSES	109,828	109,146	(682)
Total ADMINISTRATIVE & GENERAL	**109,828**	**109,146**	**(682)**
WATER PURCHASES/DELIVERY:			
UNION CARBIDE PUMPING	336,660	300,000	(36,660)
Total WATER PURCHASES/DELIVERY	**336,660**	**300,000**	**(36,660)**
TOTAL OPERATING EXPENSES	**1,295,040**	**1,214,866**	**(80,174)**
NET OPERATING INCOME	**365,189**	**124,627**	**(240,562)**

GUADALUPE-BLANCO RIVER AUTHORITY
WORKPLAN AND BUDGET
FISCAL YEAR ENDING AUGUST 31, 2011

043 - CALHOUN CANAL

	FY 2010 BUDGET	FY 2011 BUDGET	FY 2010-2011 DIFFERENCE
OPERATING REVENUES	1,660,229	1,339,493	(320,736)
OPERATING EXPENSES	(1,295,040)	(1,214,866)	80,174
NET OPERATING INCOME	**365,189**	**124,627**	**(240,562)**
NON-OPERATING REVENUES (EXPENSES)			
INTEREST INCOME:			
INT ON NOW ACCTS	360	600	240
Total INTEREST INCOME	**360**	**600**	**240**
TOTAL NON-OPERATING REVENUES (EXPENSES)	**360**	**600**	**240**
CHANGE IN NET ASSETS	**365,549**	**125,227**	**(240,322)**
INTERFUND LOANS			
DEBT CAPITAL			
TOTAL FUNDS AVAILABLE	**365,549**	**125,227**	**(240,322)**
PURCHASES OF FIXED ASSETS			
AUTO & HEAVY EQUIPMENT	35,200	39,000	3,800
MISCELLANEOUS EQUIPMENT	2,400		(2,400)
Total PURCHASES OF FIXED ASSETS	**37,600**	**39,000**	**1,400**
WORK IN PROGRESS			
PROJECT DEVELOPMENT	**266,400**	**74,597**	**(191,804)**
DEBT SERVICE			
GENERAL LOANS PAID	56,250		(56,250)
Total DEBT SERVICE	**56,250**		**(56,250)**
TOTAL FUNDS APPLIED	**360,250**	**113,597**	**(246,654)**
NET CHANGE IN FUND BALANCE	**5,299**	**11,630**	**6,331**

GUADALUPE-BLANCO RIVER AUTHORITY
WORKPLAN AND BUDGET
FISCAL YEAR ENDING AUGUST 31, 2011

043 - CALHOUN CANAL

	FY 2010 BUDGET	FY 2011 BUDGET	FY 2010-2011 DIFFERENCE
SALARIES & WAGES DETAIL			
STAFF TECHNICAL ASSISTANCE:			
STA- SUPERVISION	7,084	8,114	1,030
STA- CLERICAL	7,974	8,118	143
Total STAFF TECHNICAL ASSISTANCE	**15,059**	**16,232**	**1,173**
SUPERVISION:			
SUPERVISION	36,071	36,789	718
Total SUPERVISION	**36,071**	**36,789**	**718**
OPERATING LABOR:			
CLERICAL	446	432	(14)
REG- OPERATING LABOR	131,823	131,557	(266)
CLR- OPERATING LABOR	17,081	17,421	340
REG- CHLORIDE SAMPLES LABOR	4,814	4,647	(167)
OVT- OPERATING LABOR	13,669	13,479	(189)
Total OPERATING LABOR	**167,833**	**167,537**	**(296)**
MAINTENANCE & REPAIR			
M&R-LABOR:			
REG/LBR- OTHER	114,110	101,662	(12,447)
Total M&R-LABOR	**114,110**	**101,662**	**(12,447)**
M&R-OVERTIME:			
OVT/LBR- OTHER	10,142	8,525	(1,616)
Total M&R-OVERTIME	**10,142**	**8,525**	**(1,616)**
Total MAINTENANCE & REPAIR	**124,251**	**110,187**	**(14,064)**
WORK IN PROGRESS			
PROJECT DEVELOPMENT			
PD-STAFF:			
EXELON WATER PROJECT-STAFF	88,798	23,445	(65,353)

GUADALUPE-BLANCO RIVER AUTHORITY
WORKPLAN AND BUDGET
FISCAL YEAR ENDING AUGUST 31, 2011

043 - CALHOUN CANAL

	FY 2010 BUDGET	FY 2011 BUDGET	FY 2010-2011 DIFFERENCE
Total PD-STAFF	**88,798**	**23,445**	**(65,353)**
PD-SUPERVISION & LABOR:			
EXELON WATER PROJECT-NONGEN	23,027	19,674	(3,353)
EXELON LAND/ROW-NON GEN EMPLOY	23,088		(23,088)
Total PD-SUPERVISION & LABOR	**46,115**	**19,674**	**(26,441)**
Total PROJECT DEVELOPMENT	**134,913**	**43,119**	**(91,794)**
TOTAL SALARIES & WAGES	**478,126**	**373,865**	**(104,262)**

GUADALUPE-BLANCO RIVER AUTHORITY
WORKPLAN AND BUDGET
FISCAL YEAR ENDING AUGUST 31, 2011

043 - CALHOUN CANAL

	FY 2010 BUDGET	FY 2011 BUDGET	FY 2010-2011 DIFFERENCE
MAINTENANCE & REPAIR DETAIL			
LABOR:			
REG/LBR- OTHER	114,110	101,662	(12,447)
OVT/LBR- OTHER	10,142	8,525	(1,616)
Total LABOR	**124,251**	**110,187**	**(14,064)**
MATERIAL:			
M&R/MAT- CANAL METERS	1,200		(1,200)
M&R/MAT- CANAL CHECKS	9,240	10,020	780
M&R/MAT- CANAL LEVEES	3,180		(3,180)
M&R/MAT- WATER GATES	10,560	10,560	
M&R/MAT- FENCES & GATES	3,600	1,800	(1,800)
M&R/MAT- CANAL CROSSINGS	1,320		(1,320)
M&R/MAT- BRUSH,WEED CNTRL		2,400	2,400
M&R/MAT- OFFICE & BUILDING	1,200	600	(600)
M&R/MAT- RLF. BLD/GROUNDS	1,200	1,200	
M&R/MAT- RLF. INST.& ELEC	600	1,200	600
M&R/MAT- RLF. PUMPS & MTRS	240	600	360
M&R/MAT- RLF. CL2 EQUIP	240	240	
M&R/MAT- RLF. ROADS &BRID	2,400		(2,400)
M&R/MAT- RLF. FENCES & GTS	3,160		(3,160)
M&R/MAT- RLF. VALVES	1,200	2,400	1,200
M&R/MAT- S.C. PIPELINE	720	600	(120)
M&R/MAT- SCADA EQUIPMENT	1,200	1,200	
M&R/MAT- SHOP BLDG/POLE BA	2,400	840	(1,560)
M&R/MAT- SM EQUIP & TOOLS	1,680	840	(840)
M&R/MAT- UNIT 49	240	480	240
M&R/MAT- UNIT 50	240	240	
M&R/MAT- UNIT 51	600	240	(360)
M&R/MAT- UNIT 52	480	460	(20)
M&R/MAT- UNIT 53	480	360	(120)
M&R/MAT- FLATBED TRAILER	600	600	
M&R/MAT- CASE BACKHOE	1,800	1,200	(600)
M&R/MAT- ALL TERRAIN VHCL	480	480	
M&R/MAT- JOHN DEERE TRACT	480	480	
M&R/MAT- FORD TRACTOR	840	840	
M&R/MAT- BEAN SPRAYER	720	720	
M&R/MAT- WYLIE TRACTR SPRA	600	600	
M&R/MAT- FORD SIDE-MT MOWR	480	480	
M&R/MAT- SCHREDDERS	1,800	2,400	600
M&R/MAT- OTHER	720	720	

GUADALUPE-BLANCO RIVER AUTHORITY
WORKPLAN AND BUDGET
FISCAL YEAR ENDING AUGUST 31, 2011

043 - CALHOUN CANAL

	FY 2010 BUDGET	FY 2011 BUDGET	FY 2010-2011 DIFFERENCE
Total MATERIAL	**55,900**	**44,800**	**(11,100)**
SERVICES:			
M&R/SER- CANAL CHECKS	2,400	2,400	
M&R/SER- CANAL LEVEES	10,560	19,200	8,640
M&R/SER- FENCES & GATES	8,000	3,960	(4,040)
M&R/SER- BRUSH,WEED CNTRL	24,000	16,500	(7,500)
M&R/SER- RADIO EQUIPMENT	840	840	
M&R/SER- PLWTP METERS	1,200	1,200	
M&R/SER- OFFICE &BUILDING	480	1,200	720
M&R/SER- RLF.BLD./GROUNDS	480	480	
M&R/SER- INEOS N.G.L. PIPELINE		1,200	1,200
M&R/SER- S.C. PIPELINE	240	240	
M&R/SER- S.C. INSTRUMNTN	720	480	(240)
M&R/SER- SCADA EQUIPMENT	1,200	1,200	
M&R/SER- HEADQTRS GROUNDS	720	840	120
M&R/SER- UNIT 49	1,200	1,800	600
M&R/SER- UNIT 50	1,200	1,200	
M&R/SER- UNIT 51	1,620	240	(1,380)
M&R/SER- UNIT 52	1,620	1,800	180
M&R/SER- UNIT 53	1,620	1,800	180
M&R/SER- FLATBED TRAILER	480	1,320	840
M&R/SER- CASE BACKHOE	1,200	1,200	
M&R/SER- ALL TERRAIN VHCL	1,200	1,200	
M&R/SER- JOHN DEERE TRACT	2,400	2,400	
M&R/SER- FORD SIDE-MT MOWR	1,800	2,400	600
M&R/SER- OTHER	720	720	
Total SERVICES	**65,900**	**65,820**	**(80)**
TOTAL MAINTENANCE & REPAIR	**246,051**	**220,807**	**(25,244)**

GUADALUPE-BLANCO RIVER AUTHORITY
WORKPLAN AND BUDGET
FISCAL YEAR ENDING AUGUST 31, 2011

043 - CALHOUN CANAL

	FY 2010 BUDGET	FY 2011 BUDGET	FY 2010-2011 DIFFERENCE
PROJECT DEVELOPMENT			
EXELON WATER PROJECT-STAFF	88,798	23,445	(65,353)
EXELON WATER PROJECT-ENG	15,000		(15,000)
EXELON WATER PROJECT-BENEFITS	45,848	17,248	(28,600)
EXELON WATER PROJECT-TRAVEL	3,000		(3,000)
EXELON WATER PROJECT-A&G	35,784	14,229	(21,555)
EXELON WATER PROJECT-NONGEN	23,027	19,674	(3,353)
Total	**211,457**	**74,597**	**(136,860)**
EXELON LAND/ROW-BENEFITS	9,466		(9,466)
EXELON LAND/ROW-A&G	7,388		(7,388)
EXELON LAND/ROW-NON GEN EMPLOY	23,088		(23,088)
Total	**39,943**		**(39,943)**
EXELON DEFIN AGRMT-ENG	15,000		(15,000)
Total	**15,000**		**(15,000)**
EXELON LAND/ROW-LEGAL	20,000		(20,000)
EXELON LAND/ROW-TRAVEL	8,000		(8,000)
EXELON LAND/ROW-MAT'L	20,000		(20,000)
EXELON LAND/ROW-REPAY	(98,000)		98,000
EXELON LAND/ROW-OTHER	50,000		(50,000)
TOTAL PROJECT DEVELOPMENT	**266,400**	**74,597**	**(191,804)**

GUADALUPE-BLANCO RIVER AUTHORITY
WORKPLAN AND BUDGET
FISCAL YEAR ENDING AUGUST 31, 2011

CALHOUN CANAL

	FY 2011 BUDGET
AUTO & HEAVY EQUIPMENT	
REPLACEMENT ALL TERRAIN VEHICLE	7,000
REPLACEMENT TRUCK	32,000
Total AUTO & HEAVY EQUIPMENT	**39,000**
TOTAL CAPITAL ADDITIONS	**39,000**

Water Resource Division
San Marcos Water Treatment Plant
Operating Plan for Fiscal Year Ending 8/31/11

BACKGROUND

The Guadalupe-Blanco River Authority entered into a ten-year agreement with the City of San Marcos in December 2005 to operate the surface water and ground water production facilities for the City. The surface water treatment plant is located between State Highways 21 and 80 on the east side of San Marcos. Raw water for the plant is supplied from Canyon Reservoir. GBRA owns and operates the 23-mile pipeline that delivers water from Lake Dunlap, downstream of Canyon Dam.

The ground water system consists of seven wells that provide the City with water from the Edwards Aquifer and seven booster pump stations. The wells supply water to those areas of the City not served by the surface water treatment plant and supplements the surface water supply during times when the plant capacity is not adequate to meet City demand. GBRA is responsible for the operations and maintenance of the booster stations and chemical feed systems associated with the ground water system. The City continues to maintain the wells, control systems, and water distribution system.

The nominal rating of the surface water treatment plant is 21 million gallons per day and is operated to produce the base water requirements for the City. In addition to supplying San Marcos its water needs, GBRA has contracted with and is supplying other water customers from the plant by way of the IH 35 transmission pipeline and pump station that was completed during mid-2006. Customers of the IH 35 Treated Water Delivery System are the Cities of Kyle and Buda, Monarch Water Supply, Sunfield Municipal Utilities District, and the GoForth Special Utility District. The City of San Marcos on behalf of GBRA expanded the capacity of the treatment plant from 9 to 21 million gallons per day to serve customers of the I-35 pipeline. The expansion was completed midway through fiscal year 2008. Income and expenses for the IH 35 system are shown in the Water Sales portion of the Water Resources budget.

A Plant Manager and six Operators staff the plant. Operations are continuous, 24 hours a day, and include managing the water deliveries through the raw water pipeline and the I-35 transmission main, operating and maintaining the plant, and monitoring treated water quality to ensure it meets contractual requirements. Specialized instrumentation and electrical maintenance labor is supplied through interdivisional transfers of personnel, and predictive maintenance of equipment is contracted with outside vendors.

REVENUE SOURCES AND TRENDS

This operating budget includes an annual service fee of $837,279 payable by the City in monthly installments less $471,712 in reimbursements the City receives for the use of their plant in supplying water to the IH35 customers. Additionally, the City reimburses GBRA for the actual costs incurred for power, chemicals, insurance, and a letter of credit. In FY 2011, these pass through reimbursements are projected to total $736,411. Revenue from other water customers is estimated to be $555,530.

CAPITAL ADDITIONS AND OPERATING EXPENDITURES

The total operating costs budgeted for FY 2011 is $1,539,496. Significant costs within that budget include electrical power at $436,002, chemicals at $238,919, personnel costs at $406,024, and administrative expenses at $94,998. Power and chemical costs are based on a daily average flow of 9.231 MGD at the Plant, and 1.70 MGD at the Wells.

FUND BALANCE

The budget projects a fund balance increase of $123,412.

GUADALUPE-BLANCO RIVER AUTHORITY
WORKPLAN AND BUDGET
FISCAL YEAR ENDING AUGUST 31, 2011

044 - SAN MARCOS WTP

	FY 2010 BUDGET	FY 2011 BUDGET	FY 2010-2011 DIFFERENCE
OPERATING REVENUES			
WATER SALES & LAKE OPERATIONS:			
ANNUAL SERVICE FEE INCOME	841,004	837,279	(3,725)
SMWTP CHARGES-KYLE	489,100	365,000	(124,100)
SMWTP CHARGES-GOFORTH WSC	97,820	73,000	(24,820)
SMWTP CHARGES-CITY OF BUDA	97,820	73,000	(24,820)
SMWTP CHARGES-MONARCH WSC	53,800	36,500	(17,300)
SMWTP CHARGES-SUNFIELD MUD	10,760	8,030	(2,730)
CONTRA-SMWTP CHARGES	(749,300)	(471,712)	277,588
Total WATER SALES & LAKE OPERATIONS	**841,004**	**921,097**	**80,093**
MISCELLANEOUS INCOME:			
PASS THROUGH ELEC. COSTS	245,981	291,247	45,266
SM GRNDWTR PASS THRU ELEC COST	117,275	142,715	25,440
PASS THROUGH CHEM COSTS	210,078	209,829	(249)
SM GRNDWTR PASS THRU CHEM COST	29,090	29,090	
PASS THROUGH INSURANCE	48,530	48,530	
PASS THROUGH L.O.C	15,000	15,000	
Total MISCELLANEOUS INCOME	**665,954**	**736,411**	**70,457**
TOTAL OPERATING REVENUES	**1,506,958**	**1,657,508**	**150,550**
OPERATING EXPENSES			
STAFF TECHNICAL ASSISTANCE	15,290	16,626	1,336
SUPERVISION	71,571	72,840	1,269
LABOR	155,938	147,051	(8,887)
Total OPERATING SALARIES & WAGES	**242,799**	**236,518**	**(6,281)**
EMPLOYEE EXPENSES & BENEFITS:			
EMPLOYEES' TRAVEL	3,000	3,000	
EMPLOYEE BENEFITS	121,387	115,150	(6,237)
Total EMPLOYEE EXPENSES & BENEFITS	**124,387**	**118,150**	**(6,237)**
OPERATING SUPPLIES & SERVICES:			
TRUCK OPERATING EXPENSES	4,500	4,500	
PUBLIC INFORMATION	650	650	
DUES AND MEMBERSHIPS	600	600	
PUBLICATIONS AND BOOKS	360	360	

GUADALUPE-BLANCO RIVER AUTHORITY
WORKPLAN AND BUDGET
FISCAL YEAR ENDING AUGUST 31, 2011

044 - SAN MARCOS WTP

	FY 2010 BUDGET	FY 2011 BUDGET	FY 2010-2011 DIFFERENCE
SMALL TOOLS EXPENSE	1,600	1,600	
TRACTORS AND EQUIPMENT	1,000	1,000	
UNIFORMS AND LAUNDRY	3,285	3,285	
PROCESS/SPECIAL OPERATING	11,500	11,500	
BIOSOLIDS DISPOSAL COSTS	10,325	10,325	
TRAINING EXPENSES	6,000	6,000	
SAFETY & EMERG. EXPENSES	1,500	1,500	
SECURITY EXPENSE	3,600	3,600	
POWER AND UTILITIES	245,981	291,247	45,266
AUXILLARY POWER EXPENSE	2,040	2,040	
SM GROUNDWATER POWER/UTILITIES	117,275	142,715	25,440
CHLORINE	26,475	26,475	
CHLORINE SM GROUNDWATER	27,315	27,315	
FLOURIDE SM GROUNDWATER	1,775	1,775	
ALUM/FERRIC	96,830	104,420	7,590
POLYMER A	12,980	12,980	
FLUOSILICIC ACID	30,071	29,537	(534)
FERROUS CHLORIDE	11,190	1,200	(9,990)
SODIUM CHLORITE	31,332	35,217	3,885
SODIUM HYDROXIDE	1,200		(1,200)
LAB SUPPLIES & EXPENSES	13,440	13,440	
PROFESSIONAL FEES	3,000	3,000	
INSPECTION FEES	8,600	45,000	36,400
COMMUNICATIONS	5,600	5,600	
OFFICE SUPPLIES & EXPENSES	2,940	2,940	
COMPUTER SUPPLIES & SERVICE	3,900	3,900	
BANK SERVICE FEES	100	100	
SM LETTER OF CREDIT	15,000	15,000	
INSURANCE EXPENSE	48,530	48,530	
MISCELLANEOUS EXPENSES	2,000	2,000	
Total OPERATING SUPPLIES & SERVICES	**752,494**	**859,351**	**106,857**
MAINTENANCE & REPAIR			
LABOR	53,267	51,356	(1,911)
MATERIAL	52,900	61,216	8,316
SERVICES	57,930	117,908	59,978
Total MAINTENANCE & REPAIR	**164,097**	**230,480**	**66,383**
TOTAL OPERATING & MAINTENANCE	**1,283,776**	**1,444,498**	**160,722**

GUADALUPE-BLANCO RIVER AUTHORITY
WORKPLAN AND BUDGET
FISCAL YEAR ENDING AUGUST 31, 2011

044 - SAN MARCOS WTP

	FY 2010 BUDGET	FY 2011 BUDGET	FY 2010-2011 DIFFERENCE
ADMINISTRATIVE & GENERAL:			
A & G EXPENSES	94,741	94,998	257
Total ADMINISTRATIVE & GENERAL	**94,741**	**94,998**	**257**
TOTAL OPERATING EXPENSES	**1,378,518**	**1,539,496**	**160,979**
NET OPERATING INCOME	**128,440**	**118,012**	**(10,429)**

GUADALUPE-BLANCO RIVER AUTHORITY
WORKPLAN AND BUDGET
FISCAL YEAR ENDING AUGUST 31, 2011

044 - SAN MARCOS WTP

	FY 2010 BUDGET	FY 2011 BUDGET	FY 2010-2011 DIFFERENCE
OPERATING REVENUES	1,506,958	1,657,508	150,550
OPERATING EXPENSES	(1,378,518)	(1,539,496)	(160,979)
NET OPERATING INCOME	**128,440**	**118,012**	**(10,429)**
NON-OPERATING REVENUES (EXPENSES)			
INTEREST INCOME:			
INT ON SAN MARCOS OPR FUND	6,600	5,400	(1,200)
Total INTEREST INCOME	**6,600**	**5,400**	**(1,200)**
TOTAL NON-OPERATING REVENUES (EXPENSES)	**6,600**	**5,400**	**(1,200)**
CHANGE IN NET ASSETS	**135,040**	**123,412**	**(11,629)**
INTERFUND LOANS			
DEBT CAPITAL			
TOTAL FUNDS AVAILABLE	**135,040**	**123,412**	**(11,629)**
PURCHASES OF FIXED ASSETS			
SPECIALIZED OPER. EQUIPMENT	4,500		(4,500)
Total PURCHASES OF FIXED ASSETS	**4,500**		**(4,500)**
WORK IN PROGRESS			
DEBT SERVICE			
TOTAL FUNDS APPLIED	**4,500**		**(4,500)**
NET CHANGE IN FUND BALANCE	**130,540**	**123,412**	**(7,129)**

GUADALUPE-BLANCO RIVER AUTHORITY
WORKPLAN AND BUDGET
FISCAL YEAR ENDING AUGUST 31, 2011

044 - SAN MARCOS WTP

	FY 2010 BUDGET	FY 2011 BUDGET	FY 2010-2011 DIFFERENCE
SALARIES & WAGES DETAIL			
STAFF TECHNICAL ASSISTANCE:			
STA- SUPERVISION	7,108	8,269	1,160
STA- CLERICAL	8,182	8,358	176
Total STAFF TECHNICAL ASSISTANCE	**15,290**	**16,626**	**1,336**
SUPERVISION:			
SUPERVISION	43,455	44,165	709
SUP- SAFETY & TRAINING	1,189	1,213	24
SUP- GROUND WATER SYSTEM	26,926	27,462	536
Total SUPERVISION	**71,571**	**72,840**	**1,269**
OPERATING LABOR:			
CLERICAL	988	859	(130)
REG- OPERATING LABOR	102,721	103,330	609
REG- SAFETY & TRAINING	4,462	4,559	97
REG- GROUND WATER SYSTEM	19,723	20,835	1,112
OVT- OPERATING LABOR	22,317	14,268	(8,049)
OVT- SAFETY & TRAINING LBR	5,727	3,200	(2,527)
Total OPERATING LABOR	**155,938**	**147,051**	**(8,887)**
MAINTENANCE & REPAIR			
M&R-LABOR:			
REG/LBR- GROUND WATER SYSTEM	4,144	4,226	82
REG/LBR- OTHER	45,911	47,130	1,219
Total M&R-LABOR	**50,055**	**51,356**	**1,301**
M&R-OVERTIME:			
OVT/LBR- OTHER	3,212		(3,212)
Total M&R-OVERTIME	**3,212**		**(3,212)**
Total MAINTENANCE & REPAIR	**53,267**	**51,356**	**(1,911)**
WORK IN PROGRESS			
PROJECT DEVELOPMENT			
TOTAL SALARIES & WAGES	**296,066**	**287,874**	**(8,192)**

GUADALUPE-BLANCO RIVER AUTHORITY
WORKPLAN AND BUDGET
FISCAL YEAR ENDING AUGUST 31, 2011

044 - SAN MARCOS WTP

	FY 2010 BUDGET	FY 2011 BUDGET	FY 2010-2011 DIFFERENCE
MAINTENANCE & REPAIR DETAIL			
LABOR:			
REG/LBR- GROUND WATER SYSTEM	4,144	4,226	82
REG/LBR- OTHER	45,911	47,130	1,219
OVT/LBR- OTHER	3,212		(3,212)
Total LABOR	**53,267**	**51,356**	**(1,911)**
MATERIAL:			
M&R/MAT- GROUNDS	720	720	
M&R/MAT- BUILDING	1,200	1,200	
M&R/MAT- CHEMICAL FEED SY	2,500	5,140	2,640
M&R/MAT- CLARIFIER	1,200	1,200	
M&R/MAT- FILTERS	28,500	28,536	36
M&R/MAT- CLEARWELL	200	2,500	2,300
M&R/MAT- HI SERV. PUMP STA	300	1,500	1,200
M&R/MAT- PONDS & LAGOONS	200	200	
M&R/MAT- ELEC./INSTRUMNTS	7,520	7,520	
M&R/MAT- COMPRESS.AIR SYS.	2,000	2,000	
M&R/MAT- TRUCK	1,000	1,000	
M&R/MAT- TOOLS & EQUIP.	420	420	
M&R/MAT- HIGH SERV. METER	1,200	1,200	
M&R/MAT- OAKRIDGE FILTERS-GW	1,200	1,200	
M&R/MAT-PUMPS & MOTORS-GW	3,000	3,000	
M&R/MAT- GENERAL MAINT-GW	360	1,200	840
M&R/MAT- CHEM FEED SYSTMS-GW	1,200	1,500	300
M&R/MAT- AUX GENERATOR		1,000	1,000
M&R/MAT- OTHER	180	180	
Total MATERIAL	**52,900**	**61,216**	**8,316**
SERVICES:			
M&R/SER- GROUNDS	28,560	30,000	1,440
M&R/SER- BUILDING	1,200	1,200	
M&R/SER- CHEMICAL FEED SY	3,000	5,640	2,640
M&R/SER- CLARIFIER	1,580	1,580	
M&R/SER- FILTERS	5,000	52,678	47,678
M&R/SER- CLEARWELL	1,700	1,700	
M&R/SER- HI SERV. PUMP STA	1,500	5,000	3,500
M&R/SER- PONDS & LAGOONS	500	500	
M&R/SER- ELEC./INSTRUMNTS	2,820	2,820	
M&R/SER- COMPRESS.AIR SYS.	600	2,000	1,400
M&R/SER- TRUCK	860	860	
M&R/SER- TOOLS & EQUIP.	1,000	1,000	
M&R/SER- ROADS	600	1,100	500

GUADALUPE-BLANCO RIVER AUTHORITY
WORKPLAN AND BUDGET
FISCAL YEAR ENDING AUGUST 31, 2011

044 - SAN MARCOS WTP

	FY 2010 BUDGET	FY 2011 BUDGET	FY 2010-2011 DIFFERENCE
M&R/SER- HIGH SERV. METER	1,200	1,200	
M&R/SER- OAKRIDGE FILTERS-GW	180	180	
M&R/SER- PUMPS & MOTORS-GW	3,500	3,500	
M&R/SER- GENERAL MAINT-GW	360	450	90
M&R/SER- CHEM FEED SYSTMS-GW	180	180	
M&R/SER- AUX GENERATOR	2,200	5,000	2,800
M&R/SER- GEN. OFFICE BLDG	250	180	(70)
M&R/SER- OTHER	1,140	1,140	
Total SERVICES	**57,930**	**117,908**	**59,978**
TOTAL MAINTENANCE & REPAIR	**164,097**	**230,480**	**66,383**

Water Resource Division
Buda Wastewater Treatment Plant System
Operating Plan for Fiscal Year Ending 8/31/11

BACKGROUND

The following Work Plan and Budget for the Buda Wastewater Treatment Plant is based on the treatment of an average sewage flow of 401.5 million gallons per year or 1.1 million gallons per day (MGD). The plant was expanded during Fiscal Year 2007 with current treatment capacity of 0.95 MGD. The City of Buda has engaged the engineering firm AECOM to design the expansion and begin construction to 1.5 MGD treatment capacity during this fiscal year.

Three licensed wastewater treatment professionals operate and maintain the plant. In addition, some contract labor and support from other GBRA Divisions is included in the form of electrical, preventive maintenance, supervision, engineering, purchasing, laboratory, and administrative functions. GBRA's budget forecast includes all payroll and employee benefit expenses. The Chief Operator of GBRA's Shadow Creek System supervises the Buda Wastewater Treatment Plant. Management of the plant is performed by personnel located in GBRA's Seguin office.

REVENUE SOURCES AND TRENDS

After signing a contract with the City of Buda in September 2001 GBRA assumed operation of the City's wastewater plant on October 1, 2001. The contract between the City of Buda and GBRA provides that GBRA will bill the City the actual cost of operating and maintaining the plant. As a result, revenue is matched to expenses and GBRA does not over-recover nor under-recover the cost of operating the plant.

The proposed FY 2011 budget is based upon a 12-month fiscal year ending August 31, 2011. Since the City funded the 2007 and 2010 expansion project, no debt service is included in this budget.

The budget is based on total estimated annual wastewater to be treated of 401,500,000 gallons which is an increase of 18.7% over the FY 2010 projected flow. The budgeted FY 2011 revenue for the Buda Division is $511,681 which is $25,254 or 5% more than last year's budget. The majority of the proposed revenue increase is from passing along the additional operating costs resulting from the projected increased flow at the Plant.

CAPITAL ADDITIONS AND OPERATING EXPENDITURES

The combined capital additions and operating expenditure budget for FY 2011 amounts to $511,681 which is $25,254 more than FY 2010. The principal reason for the increase in total budgeted expenditures is the increase in biosolids disposal, power, and chemical costs to treat the additional raw flows anticipated during this fiscal year. Due to the recent and proposed expansions to the plant, no capital additions are needed during FY 2011.

The budget assumes that GBRA will be completely responsible for insurance and risk management. The budget also includes the standard administration and general cost percentage charged to all operating divisions of GBRA.

FUND BALANCE

Funds for the above listed capital additions and maintenance projects as well as all of the other operating expenditures summarized in the following pages will be provided from revenues from the City of Buda. Since this system represents a contract operation in which GBRA does not over-recover nor under-recover its costs, the net change in fund balance for FY 2011 is $240.

GUADALUPE-BLANCO RIVER AUTHORITY
WORKPLAN AND BUDGET
FISCAL YEAR ENDING AUGUST 31, 2011

045 - BUDA WWTP

	FY 2010 BUDGET	FY 2011 BUDGET	FY 2010-2011 DIFFERENCE
OPERATING REVENUES			
WASTEWATER SERVICES:			
PLANT O & M EXPENSES	453,059	478,342	25,283
ADMINISTRATIVE & GENERAL	33,368	33,340	(28)
Total WASTEWATER SERVICES	**486,427**	**511,681**	**25,254**
TOTAL OPERATING REVENUES	**486,427**	**511,681**	**25,254**
OPERATING EXPENSES			
STAFF TECHNICAL ASSISTANCE	4,604	4,860	256
SUPERVISION	12,832	15,850	3,019
LABOR	37,467	38,871	1,404
Total OPERATING SALARIES & WAGES	**54,903**	**59,581**	**4,678**
EMPLOYEE EXPENSES & BENEFITS:			
EMPLOYEES' TRAVEL	960	960	
EMPLOYEE BENEFITS	42,753	40,412	(2,341)
Total EMPLOYEE EXPENSES & BENEFITS	**43,713**	**41,372**	**(2,341)**
OPERATING SUPPLIES & SERVICES:			
TRUCK OPERATING EXPENSES	3,500	5,155	1,655
EQUIPMENT RENTAL	2,340	1,800	(540)
DUES AND MEMBERSHIPS	120	120	
PUBLICATIONS AND BOOKS	120	120	
SMALL TOOLS EXPENSE	360	1,200	840
TRACTORS AND EQUIPMENT	960	2,000	1,040
UNIFORMS AND LAUNDRY	1,500	1,500	
BIOSOLIDS DISPOSAL COSTS	45,000	58,500	13,500
TRAINING EXPENSES	1,560	1,560	
SAFETY & EMERG. EXPENSES	1,800	1,800	
POWER AND UTILITIES	109,377	109,377	
OPERATING CHEMICALS	1,560	1,580	20
CHLORINE	5,400	5,400	
ALUM	26,040	29,000	2,960
POLYMER	7,400	8,160	760
SODIUM BISULFATE		3,000	3,000
LAB SUPPLIES & EXPENSES	22,000	22,000	
PROFESSIONAL FEES	1,056	1,056	
INSPECTION FEES	12,000	5,297	(6,703)

GUADALUPE-BLANCO RIVER AUTHORITY
WORKPLAN AND BUDGET
FISCAL YEAR ENDING AUGUST 31, 2011

045 - BUDA WWTP

	FY 2010 BUDGET	FY 2011 BUDGET	FY 2010-2011 DIFFERENCE
COMMUNICATIONS	2,808	2,808	
OFFICE SUPPLIES & EXPENSES	780	780	
COMPUTER SUPPLIES & SERVICE	660	780	120
INSURANCE EXPENSE	7,622	7,622	
MISCELLANEOUS EXPENSES	1,608	600	(1,008)
Total OPERATING SUPPLIES & SERVICES	**255,571**	**271,215**	**15,644**
MAINTENANCE & REPAIR			
LABOR	49,373	41,449	(7,924)
MATERIAL	14,784	21,970	7,186
SERVICES	34,716	42,756	8,040
Total MAINTENANCE & REPAIR	**98,873**	**106,175**	**7,302**
TOTAL OPERATING & MAINTENANCE	**453,059**	**478,342**	**25,283**
ADMINISTRATIVE & GENERAL:			
A & G EXPENSES	33,368	33,340	(28)
Total ADMINISTRATIVE & GENERAL	**33,368**	**33,340**	**(28)**
TOTAL OPERATING EXPENSES	**486,427**	**511,681**	**25,254**

GUADALUPE-BLANCO RIVER AUTHORITY
WORKPLAN AND BUDGET
FISCAL YEAR ENDING AUGUST 31, 2011

045 - BUDA WWTP

	FY 2010 BUDGET	FY 2011 BUDGET	FY 2010-2011 DIFFERENCE
OPERATING REVENUES	486,427	511,681	25,254
OPERATING EXPENSES	(486,427)	(511,681)	(25,254)
NET OPERATING INCOME			
NON-OPERATING REVENUES (EXPENSES)			
INTEREST INCOME:			
INT ON OPERATING FUNDS	600	240	(360)
Total INTEREST INCOME	**600**	**240**	**(360)**
TOTAL NON-OPERATING REVENUES (EXPENSES)	**600**	**240**	**(360)**
CHANGE IN NET ASSETS	**600**	**240**	**(360)**
INTERFUND LOANS			
DEBT CAPITAL			
TOTAL FUNDS AVAILABLE	**600**	**240**	**(360)**
PURCHASES OF FIXED ASSETS			
WORK IN PROGRESS			
DEBT SERVICE			
TOTAL FUNDS APPLIED			
NET CHANGE IN FUND BALANCE	**600**	**240**	**(360)**

GUADALUPE-BLANCO RIVER AUTHORITY
WORKPLAN AND BUDGET
FISCAL YEAR ENDING AUGUST 31, 2011

045 - BUDA WWTP

	FY 2010 BUDGET	FY 2011 BUDGET	FY 2010-2011 DIFFERENCE
SALARIES & WAGES DETAIL			
STAFF TECHNICAL ASSISTANCE:			
STA - SUPERVISION	2,538	2,571	33
STA - CLERICAL	2,066	2,288	223
Total STAFF TECHNICAL ASSISTANCE	**4,604**	**4,860**	**256**
SUPERVISION:			
SUPERVISION	12,832	15,850	3,019
Total SUPERVISION	**12,832**	**15,850**	**3,019**
OPERATING LABOR:			
CLERICAL	1,107	989	(118)
REG- OPERATING LABOR	31,713	32,005	293
REG- SAFETY & TRAINING	1,329	889	(440)
OVT- OPERATING LABOR	3,319	4,988	1,669
Total OPERATING LABOR	**37,467**	**38,871**	**1,404**
MAINTENANCE & REPAIR			
M&R-LABOR:			
REG/LBR- OTHER	49,064	41,449	(7,615)
Total M&R-LABOR	**49,064**	**41,449**	**(7,615)**
M&R-OVERTIME:			
OVT/LBR- OTHER	309		(309)
Total M&R-OVERTIME	**309**		**(309)**
Total MAINTENANCE & REPAIR	**49,373**	**41,449**	**(7,924)**
WORK IN PROGRESS			
PROJECT DEVELOPMENT			
TOTAL SALARIES & WAGES	**104,275**	**101,029**	**(3,246)**

GUADALUPE-BLANCO RIVER AUTHORITY
WORKPLAN AND BUDGET
FISCAL YEAR ENDING AUGUST 31, 2011

045 - BUDA WWTP

	FY 2010 BUDGET	FY 2011 BUDGET	FY 2010-2011 DIFFERENCE
MAINTENANCE & REPAIR DETAIL			
LABOR:			
REG/LBR- OTHER	49,064	41,449	(7,615)
OVT/LBR- OTHER	309		(309)
Total LABOR	**49,373**	**41,449**	**(7,924)**
MATERIAL:			
M&R/MAT- PUMPS	3,204	4,000	796
M&R/MAT- RAW STRUCTURE	1,200	1,200	
M&R/MAT- METERS	420	420	
M&R/MAT- GATES/VALVES	120	120	
M&R/MAT- INSTRUMENTS/ELECTRICA	1,200	1,200	
M&R/MAT- DIGESTERS	240	240	
M&R/MAT- THICKENER	300	550	250
M&R/MAT- AERATION BASINS	960	960	
M&R/MAT- CLARIFIERS	480	480	
M&R/MAT- CHEM FEED SYSTEMS	600	960	360
M&R/MAT- POTABLE WTR SYSTEM	120	120	
M&R/MAT- BIOSOLIDS HANDLING	780	1,050	270
M&R/MAT- NON POT WTR SYSTEM	600	1,250	650
M&R/MAT- GROUNDSKEEPING	360	400	40
M&R/MAT- TRUCKS	480	580	100
M&R/MAT- MOTORS	120	3,500	3,380
M&R/MAT- BUILDING	420	2,000	1,580
M&R/MAT- TOOLS & EQUIP.	960	960	
M&R/MAT- TRACTORS	240	240	
M&R/MAT- FILTERS	1,200	960	(240)
M&R/MAT- OTHER	780	780	
Total MATERIAL	**14,784**	**21,970**	**7,186**
SERVICES:			
M&R/SER- PUMPS	4,020	3,000	(1,020)
M&R/SER- RAW STRUCTURE	600	600	
M&R/SER- METERS	960	960	
M&R/SER- GATES/VALVES	240	240	
M&R/SER- INSTRUMENTS/ELECTRICA	1,512	1,512	
M&R/SER- DIGESTERS	120	10,150	10,030
M&R/SER- THICKENER	840	840	
M&R/SER- AERATION BASINS	1,560	1,560	
M&R/SER- CLARIFIERS	2,940	2,940	
M&R/SER- CHEM FEED SYSTEMS	2,640	2,800	160
M&R/SER- POTABLE WTR SYSTEM	360	360	
M&R/SER- BIOSOLIDS HANDLING	3,804	3,804	

GUADALUPE-BLANCO RIVER AUTHORITY
WORKPLAN AND BUDGET
FISCAL YEAR ENDING AUGUST 31, 2011

045 - BUDA WWTP

	FY 2010 BUDGET	FY 2011 BUDGET	FY 2010-2011 DIFFERENCE
M&R/SER- NON POT. WTR SYSTEM	600	3,200	2,600
M&R/SER- GROUNDSKEEPING	3,360	700	(2,660)
M&R/SER- TRUCKS	600	600	
M&R/SER- MOTORS	4,200	4,400	200
M&R/SER- BUILDING	120	50	(70)
M&R/SER- TOOLS & EQUIP.	3,000	1,500	(1,500)
M&R/SER- TRACTORS	1,200	1,500	300
M&R/SER- FILTERS	1,200	1,200	
M&R/SER- GEN. OFFICE BLDG	360	360	
M&R/SER- OTHER	480	480	
Total SERVICES	**34,716**	**42,756**	**8,040**
TOTAL MAINTENANCE & REPAIR	**98,873**	**106,175**	**7,302**

The systems within this division are independent systems. The inclusion of the following Division level consolidation pages is for information purposes only.

GUADALUPE-BLANCO RIVER AUTHORITY
WATER RESOURCES DIVISION - WORKPLAN AND BUDGET
FISCAL YEAR ENDING AUGUST 31, 2011

	FY 2010 BUDGET	FY 2011 BUDGET	FY 2010-2011 DIFFERENCE
OPERATING REVENUES			
WATER SALES & LAKE OPERATIONS:			
ANNUAL SERVICE FEE INCOME	1,387,186	1,404,086	16,900
WATER SALES-RURAL WATER	128,376	133,418	5,042
WATER SALES-CARBIDE	578,340	581,090	2,750
WATER SALES-INEOS NITRILES G.L	213,815	214,150	335
WATER SALES-ISP TECH,INC.	105,000	109,583	4,583
W/S GONZALES COUNTY WSC	73,500	76,708	3,208
WATER SALES-1ST CROP	246,400	246,400	
WATER SALES-2ND CROP RICE		16,800	16,800
WATER SALES-OTHER	22,400	22,400	
WATER SALES-SPRINKLER IRRAGAT		12,464	12,464
WATER SALES-SEADRIFT COKE	289,500	300,958	11,458
WATER SALES-CRAWFISH FARM	49,978	49,978	
WATER SALES-PONDS & RIGS	16,558	17,154	596
WATER SALES-WATERFOWL WTR	234,231	243,572	9,341
WATER SALES-POC MUD	15,778	15,778	
WATER SALES-CATFISH FARM	46,162	47,693	1,531
W/S UNION CARBIDE	10,500	10,958	458
WATER SALES-EXELON	27,090	28,273	1,183
W/S WESTERN CANYON	105,000	110,000	5,000
W/S STRUCTURAL METALS	73,500	76,708	3,208
W/S NEW BRAUNFELS UTIL.	705,600	809,733	104,133
W/S CRYSTAL CLEAR WSC	84,000	87,667	3,667
W/S GOLF CLUB OF SEGUIN	2,625	2,740	115
W/S CANYON REGIONAL W.A.	1,275,193	1,328,945	53,752
W/S CANYON LAKE W.S.C.	672,000	701,333	29,333
W/S CITY OF SAN MARCOS	805,000	950,000	145,000
W/S GUADALUPE POWER,L.P.	718,200	749,550	31,350
W/S CITY OF KYLE	310,485	324,038	13,553
W/S GO FORTH WSC	105,000	109,583	4,583
W/S CITY OF BUDA WTC	258,720	270,013	11,293
W/S CITY OF FAIR OAKS	194,250	202,729	8,479
W/S SAN ANTONIO WTR. SYS.	756,784	784,283	27,499
W/S CITY OF BOERNE	379,155	395,705	16,550
W/S KOPECKY	15,750	16,438	688
W/S SAN JOSE-PARK VILLAGE	33,810	35,286	1,476
W/S CITY OF BLANCO	51,800	54,067	2,267
W/S FORESIGHT	30,450	31,779	1,329
W/S CORDILLERA RANCH, LTD.	105,000	109,583	4,583
W/S KENDALL CUC/TAPATIO SPRGS	78,750	82,188	3,438
W/S HAWK GOLF DEVELOPMENT	21,000	21,917	917
W/S CITY OF BUDA	117,600	122,733	5,133
W/S D.H.INV-JOHNSON RANCH	42,000	43,833	1,833
W/S GOFORTH WSC	110,250	115,063	4,813
W/S H H RANCH PROPERTIES	26,250	27,396	1,146

GUADALUPE-BLANCO RIVER AUTHORITY
WATER RESOURCES DIVISION - WORKPLAN AND BUDGET
FISCAL YEAR ENDING AUGUST 31, 2011

	FY 2010 BUDGET	FY 2011 BUDGET	FY 2010-2011 DIFFERENCE
W/S SUNFIELD	329,280	343,653	14,373
W/S MONARCH UTILITIES, LP	58,800	61,367	2,567
W/S LERIN DEVELOPMENT CO. INC	78,750	82,188	3,438
RESERVATION FEE - EXELON CORP	450,000	100,000	(350,000)
SMWTP CHARGES-KYLE	489,100	365,000	(124,100)
SMWTP CHARGES-GOFORTH WSC	97,820	73,000	(24,820)
SMWTP CHARGES-CITY OF BUDA	97,820	73,000	(24,820)
SMWTP CHARGES-MONARCH WSC	53,800	36,500	(17,300)
SMWTP CHARGES-SUNFIELD MUD	10,760	8,030	(2,730)
O&M RRWDS PIPELINE TRANSM.	659,520	684,535	25,015
O&M GPP PIPELINE TRANSM.	414,823	428,232	13,409
O&M IH35 P/L TRNSM-KYLE	175,200	193,450	18,250
O&M IH35 P/L TRNSM-GOFORTH	35,040	38,690	3,650
O&M IH35 P/L TRNSM-BUDA	35,040	38,690	3,650
O&M IH35 P/L TRNSM-SUNFLD	3,854	4,256	402
O&M IH35 P/L TRNSM-MONARCH	19,272	19,345	73
W/S OTHER SMALL SALES	43,888	39,847	(4,041)
DEBT SERV REQ-INTEREST	172,524	172,750	226
DEBT SERV REQ-RRWDS PIPELINE	1,725,240	1,727,500	2,260
DEBT SERV REQ-WESTERN CANYON	5,852,669	5,854,239	1,570
DEBT SERV REQ-IH35	1,506,591	1,508,179	1,588
CONTRA-SMWTP CHARGES	(749,300)	(471,712)	277,588
Total WATER SALES & LAKE OPERATIONS	**22,083,477**	**22,475,512**	**392,035**
RECREATION & LAND USE:			
G. V. RECREATION REVENUE	25,000	25,000	
LAKEWOOD REC. REVENUE	72,300	70,700	(1,600)
Total RECREATION & LAND USE	**97,300**	**95,700**	**(1,600)**
WASTEWATER SERVICES:			
PLANT O & M EXPENSES	453,059	478,342	25,283
ADMINISTRATIVE & GENERAL	33,368	33,340	(28)
Total WASTEWATER SERVICES	**486,427**	**511,681**	**25,254**
LABORATORY SERVICES:			
LAB FEES - OPERATING	700,000	770,000	70,000
Total LABORATORY SERVICES	**700,000**	**770,000**	**70,000**
RENTALS:			
BUILDING RENTAL	31,024	33,824	2,800
OFFICE EXPAN. BLDG RENTAL	230,460	230,460	

GUADALUPE-BLANCO RIVER AUTHORITY
WATER RESOURCES DIVISION - WORKPLAN AND BUDGET
FISCAL YEAR ENDING AUGUST 31, 2011

	FY 2010 BUDGET	FY 2011 BUDGET	FY 2010-2011 DIFFERENCE
Total RENTALS	**261,484**	**264,284**	**2,800**
MISCELLANEOUS INCOME:			
PASS THROUGH ELEC. COSTS	245,981	291,247	45,266
SM GRNDWTR PASS THRU ELEC COST	117,275	142,715	25,440
PASS THROUGH CHEM COSTS	210,078	209,829	(249)
SM GRNDWTR PASS THRU CHEM COST	29,090	29,090	
PASS THROUGH INSURANCE	48,530	48,530	
PASS THROUGH L.O.C	15,000	15,000	
MISCELLANEOUS REVENUES	169,700	182,500	12,800
Total MISCELLANEOUS INCOME	**835,654**	**918,911**	**83,257**
TOTAL OPERATING REVENUES	**24,464,342**	**25,036,088**	**571,746**
OPERATING EXPENSES			
STAFF TECHNICAL ASSISTANCE	671,872	893,761	221,889
SUPERVISION	766,638	762,714	(3,924)
LABOR	850,082	855,465	5,382
Total OPERATING SALARIES & WAGES	**2,288,593**	**2,511,940**	**223,347**
EMPLOYEE EXPENSES & BENEFITS:			
EMPLOYEES' TRAVEL	58,160	59,110	950
TRAVEL - WATER QUALITY	2,000	2,000	
TRAVEL EXP - NWRA	12,000	12,000	
TRAVEL EXP - TWCA	11,000	11,000	
TRAVEL-SAMPLE PICKUP	1,500	2,000	500
EMPLOYEE BENEFITS	1,128,509	1,173,865	45,355
Total EMPLOYEE EXPENSES & BENEFITS	**1,213,169**	**1,259,975**	**46,805**
OPERATING SUPPLIES & SERVICES:			
TRUCK OPERATING EXPENSES	34,000	35,655	1,655
AUTO OPERATING EXPENSES	2,000	1,000	(1,000)
EQUIPMENT RENTAL	3,340	2,300	(1,040)
RIGHT-OF-WAY RENTALS	509,900	532,400	22,500
OFFICE RENTAL & EXPENSES	18,000	17,000	(1,000)
SAN ANTONIO BAY FOUNDATION EXP	36,000	56,000	20,000
ECONOMIC DEVELOPMENT	60,000	60,000	
PUBLIC INFORMATION	5,050	7,050	2,000
GOVERNMENT RELATIONS	4,000	2,000	(2,000)
CHAMBER OF COMMERCE	15,000	15,000	
PC-MEDIA EXPENSES	3,000	3,000	

GUADALUPE-BLANCO RIVER AUTHORITY
WATER RESOURCES DIVISION - WORKPLAN AND BUDGET
FISCAL YEAR ENDING AUGUST 31, 2011

	FY 2010 BUDGET	FY 2011 BUDGET	FY 2010-2011 DIFFERENCE
PC-ED/CONSV PROJ.MATERIAL	55,000	55,000	
PC-COMMUNITY REL/SPONSORS	15,000	15,000	
PC-SPECIAL PROJECTS	7,000	7,500	500
PC-RIVER RUN MAGAZINE	14,000	15,000	1,000
PC-PECAN FEST	7,500	7,000	(500)
DUES AND MEMBERSHIPS	9,700	9,660	(40)
PUBLICATIONS AND BOOKS	2,840	2,840	
SMALL TOOLS EXPENSE	4,960	5,800	840
TRACTORS AND EQUIPMENT	30,760	24,000	(6,760)
UNIFORMS AND LAUNDRY	9,465	9,165	(300)
PROCESS/SPECIAL OPERATING	213,900	83,300	(130,600)
BIOSOLIDS DISPOSAL COSTS	55,325	68,825	13,500
OUTSOURCED LAB ANALYSES	35,000	30,000	(5,000)
BAD DEBT EXPENSE	1,200	1,200	
GAUGING/MONITORING	157,200	157,200	
TRAINING EXPENSES	44,780	33,660	(11,120)
SAFETY & EMERG. EXPENSES	10,100	11,260	1,160
SECURITY EXPENSE	4,100	4,100	
POWER AND UTILITIES	375,990	422,096	46,106
PUMP STATION POWER/UTILIT	28,800	28,800	
POWER/UTIL-RRWDS PUMP STATION	432,000	414,000	(18,000)
POWER/UTIL-GPP PIPELINE	203,500	180,000	(23,500)
POWER/UTIL-IH35 PIPELINE	164,000	155,000	(9,000)
AUXILLARY POWER EXPENSE	2,040	2,040	
SM GROUNDWATER POWER/UTILITIES	117,275	142,715	25,440
OPERATING CHEMICALS	1,560	1,580	20
CHLORINE	35,895	35,895	
CHLORINE SM GROUNDWATER	27,315	27,315	
FLOURIDE SM GROUNDWATER	1,775	1,775	
ALUM	122,870	133,420	10,550
POLYMER	20,380	21,140	760
SODIUM BISULFATE		3,000	3,000
FLUOSILICIC ACID	30,071	29,537	(534)
FERROUS CHLORIDE	11,190	1,200	(9,990)
SODIUM CHLORITE	31,332	35,217	3,885
SODIUM HYDROXIDE	1,200		(1,200)
LAB SUPPLIES & EXPENSES	53,920	55,920	2,000
WATER CONDITIONING	6,200	7,000	800
FREIGHT EXPENSES	12,000	12,000	
APPARATUS EXPENSES	5,500	1,200	(4,300)
CHEMICAL EXPENSES	65,000	76,000	11,000
GAS CYLINDERS EXPENSES	4,300	4,000	(300)
PT EXPENSES	4,500	3,000	(1,500)
HAZ. WASTE DISPOSAL EXPENSES	3,500	2,200	(1,300)
NELAP - ACCREDIATION FEES	2,500	4,200	1,700
NELAP - PROFESSIONAL SERVICES	10,000	6,000	(4,000)
PROFESSIONAL FEES	413,606	282,171	(131,435)

GUADALUPE-BLANCO RIVER AUTHORITY
WATER RESOURCES DIVISION - WORKPLAN AND BUDGET
FISCAL YEAR ENDING AUGUST 31, 2011

	FY 2010 BUDGET	FY 2011 BUDGET	FY 2010-2011 DIFFERENCE
PROF. FEES-LEGIS. ADVOC.	51,030	51,030	
PROF.FEES-PUBLIC COMMUNICATION	114,000	114,000	
CONTRACT LABOR	6,000	6,000	
REGIONAL RWDS PROJECT EXPS.	26,155	34,104	7,949
IH35 PIPELINE EXPS.	18,000	18,000	
GPP PIPELINE EXPS.	13,682	13,650	(32)
G. V. RECREATION EXPS.	17,500	17,500	
LAKEWOOD RECREATION EXPS.	62,868	63,588	720
COMAL CO. ALERT EXPS.	3,000	1,000	(2,000)
KENDALL CO. ALERT EXPS.	3,000	1,000	(2,000)
KERR CO. ALERT SYS. EXPS.	3,000	1,000	(2,000)
INSPECTION FEES	20,600	50,297	29,697
SB. 818 ASSESSMENT	68,000	40,000	(28,000)
WATERMASTER PAYMENT	127,864	129,880	2,016
COMMUNICATIONS	43,108	35,868	(7,240)
OFFICE SUPPLIES & EXPENSES	33,020	26,020	(7,000)
COMPUTER SUPPLIES & SERVICE	28,560	19,865	(8,695)
REPRODUCTION/DUPLICATING	27,500	25,000	(2,500)
BANK SERVICE FEES	8,100	8,500	400
SM LETTER OF CREDIT	15,000	15,000	
INSURANCE EXPENSE	188,485	202,418	13,932
MISCELLANEOUS EXPENSES	19,808	13,300	(6,508)
Total OPERATING SUPPLIES & SERVICES	**4,454,619**	**4,247,356**	**(207,264)**
MAINTENANCE & REPAIR			
LABOR	463,869	422,723	(41,147)
MATERIAL	218,076	243,231	25,155
SERVICES	939,128	901,364	(37,764)
Total MAINTENANCE & REPAIR	**1,621,073**	**1,567,318**	**(53,756)**
TOTAL OPERATING & MAINTENANCE	**9,577,455**	**9,586,588**	**9,133**
ADMINISTRATIVE & GENERAL:			
A & G EXPENSES	880,788	968,439	87,650
Total ADMINISTRATIVE & GENERAL	**880,788**	**968,439**	**87,650**
WATER PURCHASES/DELIVERY:			
INTERDIVISION WATER PURCH	336,660	300,000	(36,660)

GUADALUPE-BLANCO RIVER AUTHORITY
WATER RESOURCES DIVISION - WORKPLAN AND BUDGET
FISCAL YEAR ENDING AUGUST 31, 2011

	FY 2010 BUDGET	FY 2011 BUDGET	FY 2010-2011 DIFFERENCE
Total WATER PURCHASES/DELIVERY	336,660	300,000	(36,660)
PROJECT WRITE OFFS TO OPR EXP	717,640		(717,640)
TOTAL OPERATING EXPENSES	11,512,543	10,855,027	(657,517)
NET OPERATING INCOME	12,951,799	14,181,062	1,229,263

GUADALUPE-BLANCO RIVER AUTHORITY
WATER RESOURCES DIVISION - WORKPLAN AND BUDGET
FISCAL YEAR ENDING AUGUST 31, 2011

	FY 2010 BUDGET	FY 2011 BUDGET	FY 2010-2011 DIFFERENCE
OPERATING REVENUES	24,464,342	25,036,088	571,746
OPERATING EXPENSES	(11,512,543)	(10,855,027)	657,517
NET OPERATING INCOME	**12,951,799**	**14,181,062**	**1,229,263**
NON-OPERATING REVENUES (EXPENSES)			
INTEREST INCOME:			
INT ON OPERATING FUNDS	22,800	35,640	12,840
INT ON NOW ACCTS	660	1,020	360
INT-I&S FUND,SAN MARCOS BOND	4,800	2,400	(2,400)
INT-I&S FUND,OFFICE EXP BOND	1,200	600	(600)
INT-I&S FUND,WEST CANYON BOND	46,200	36,000	(10,200)
INT-I&S FUND,IH 35 BONDS	5,400	1,200	(4,200)
INT-RESERVE FUND,IH35 BONDS	61,800	61,800	
INT-W.CANYON RATE STABILIZ.	60,000	31,200	(28,800)
Total INTEREST INCOME	**202,860**	**169,860**	**(33,000)**
CAPITAL CONTRIBUTIONS:			
GOVERNMENT GRANTS & STATE FUND	212,091	303,708	91,617
Total CAPITAL CONTRIBUTIONS	**212,091**	**303,708**	**91,617**
INTEREST & BANK FEES:			
INT ON REVENUE BONDS	(105,888)	(100,812)	5,076
INT ON LONG TERM LOANS	(5,050)	(3,375)	1,675
INT ON PROPERTY LOAN	(13,680)	(13,200)	480
INTEREST ON SOHIO BONDS	(321,696)	(307,068)	14,628
INT- REG RWDS EXPAN-2007 BONDS	(863,544)	(852,104)	11,440
INT ON WTR RIGHTS LOAN	(37,716)	(36,672)	1,044
INT ON OFFICE EXPAN BONDS	(156,636)	(151,892)	4,744
INT ON OFFICE EXPAN LOANS	(41,520)	(34,836)	6,684
INT ON WSTRN CANYON BONDS	(3,606,439)	(3,537,870)	68,569
INT ON IH 35 BONDS	(998,382)	(984,826)	13,556
INT ON NEW EQUIP LOAN	(10,670)	(8,270)	2,400
INT ON EXCAVATOR LOANS	(552)	(153)	399
Total INTEREST & BANK FEES	**(6,161,773)**	**(6,031,078)**	**130,695**
TOTAL NON-OPERATING REVENUES (EXPENSES)	**(5,746,822)**	**(5,557,510)**	**189,312**
CHANGE IN NET ASSETS	**7,204,977**	**8,623,552**	**1,418,575**
INTERFUND LOANS			

GUADALUPE-BLANCO RIVER AUTHORITY
WATER RESOURCES DIVISION - WORKPLAN AND BUDGET
FISCAL YEAR ENDING AUGUST 31, 2011

	FY 2010 BUDGET	FY 2011 BUDGET	FY 2010-2011 DIFFERENCE
DEBT CAPITAL			
REVENUE BONDS	17,350		(17,350)
Total DEBT CAPITAL	**17,350**		**(17,350)**
TOTAL FUNDS AVAILABLE	**7,222,327**	**8,623,552**	**1,401,225**
PURCHASES OF FIXED ASSETS			
SPECIALIZED OPER. EQUIPMENT	63,400	46,000	(17,400)
AUTO & HEAVY EQUIPMENT	56,200	76,000	19,800
OFFICE FURN & EQUIPMENT		2,000	2,000
MISCELLANEOUS EQUIPMENT	2,400		(2,400)
Total PURCHASES OF FIXED ASSETS	**122,000**	**124,000**	**2,000**
WORK IN PROGRESS			
WIP-OPERATING	43,263	40,000	(3,263)
WIP-CONSTRUCTION	1,134,311	69,534	(1,064,777)
Total WORK IN PROGRESS	**1,177,574**	**109,534**	**(1,068,040)**
CHANGE IN RESTRICTED FUNDS	**913,548**	**974,661**	**61,113**
PROJECT DEVELOPMENT	**1,543,348**	**3,909,872**	**2,366,524**
DEBT SERVICE			
BONDS PAID	2,755,411	2,874,572	119,161
LOANS PAID	494,408	473,817	(20,591)
GENERAL LOANS PAID	56,250		(56,250)
Total DEBT SERVICE	**3,306,069**	**3,348,389**	**42,320**
TOTAL FUNDS APPLIED	**7,062,538**	**8,466,456**	**1,403,917**
NET CHANGE IN FUND BALANCE	**159,788**	**157,096**	**(2,692)**

GUADALUPE-BLANCO RIVER AUTHORITY
WATER RESOURCES DIVISION - WORKPLAN AND BUDGET
FISCAL YEAR ENDING AUGUST 31, 2011

	FY 2010 BUDGET	FY 2011 BUDGET	FY 2010-2011 DIFFERENCE
SALARIES & WAGES DETAIL			
STAFF TECHNICAL ASSISTANCE:			
STA - SUPERVISION	377,368	565,213	187,845
STA - CLERICAL	131,705	102,383	(29,322)
STA/SUP- NWRA		17,223	17,223
STA/SUP- TWCA	22,516	17,223	(5,293)
STA/SUP- IH35 PIPELINE		7,565	7,565
STA/CLR- PUBLIC INFORM	82,834	127,566	44,732
STA/SUP- PUBLIC INFORM	49,522	44,895	(4,626)
OVT- STAFF PUBLIC INFORM	7,928	11,694	3,766
Total STAFF TECHNICAL ASSISTANCE	**671,872**	**893,761**	**221,889**
SUPERVISION:			
SUPERVISION	586,677	538,592	(48,085)
SUP- ANALYTICAL	94,757	93,745	(1,012)
SUP- SUPPORT	30,423	31,268	845
SUP- RRWDS PIPELINE	3,547	3,620	73
SUP- GPP PIPELINE	3,017	3,079	62
SUP- GV RECREATION	4,459	4,550	91
SUP- SAFETY & TRAINING	5,302	6,133	831
SUP- IH35 PIPELINE	597	1,041	443
SUP- GROUND WATER SYSTEM	26,926	27,462	536
SUP- PUBLIC INFORM	10,934	53,224	42,290
Total SUPERVISION	**766,638**	**762,714**	**(3,924)**
OPERATING LABOR:			
CLERICAL	106,476	80,567	(25,909)
REG- OPERATING LABOR	383,963	410,922	26,959
REG- MISC LABOR	104,800	106,410	1,611
CLR- OPERATING LABOR	26,578	32,919	6,341
REG- CHLORIDE SAMPLES LABOR	40,591	40,530	(61)
REG- LABORATORY LABOR	13,338	12,827	(510)
REG- GV RECREATION LABOR	446	182	(264)
REG- LAKEWOOD REC LABOR	44,357	44,966	610
REG- SAFETY & TRAINING	6,146	5,810	(335)
REG- IH35 PIPELINE LABOR	31,902	33,767	1,865
REG- GROUND WATER SYSTEM	19,723	20,835	1,112
REG- PUBLIC INFORM LABOR	8,015	6,716	(1,299)
OVT- OPERATING LABOR	42,887	37,014	(5,873)
OVT- WATER GATES	1,581	1,599	18
OVT- LABORATORY LABOR	1,581	1,599	18
OVT- LAKEWOOD REC	8,111	8,272	161
OVT- SAFETY & TRAINING LBR	5,727	3,200	(2,527)
REG- WORKING HOL RRWDS PIPELIN		1,695	1,695
REG- WORKING HOL GPP PIPELINE		1,695	1,695

GUADALUPE-BLANCO RIVER AUTHORITY
WATER RESOURCES DIVISION - WORKPLAN AND BUDGET
FISCAL YEAR ENDING AUGUST 31, 2011

	FY 2010 BUDGET	FY 2011 BUDGET	FY 2010-2011 DIFFERENCE
REG- WORKING HOL LAKEWOOD REC	3,863	3,939	77
Total OPERATING LABOR	**850,082**	**855,465**	**5,382**
MAINTENANCE & REPAIR			
M&R-LABOR:			
REG/LBR- RRWDS PIPELINE	47,434	48,324	891
REG/LBR- GPP PIPELINE	24,027	24,478	451
REG/LBR- G.V. RECREATION	19,423	24,804	5,381
REG/LBR- LAKEWOOD REC.	41,945	42,774	829
REG/LBR- GROUND WATER SYSTEM	4,144	4,226	82
REG/LBR- COMAL CO.RAIN TELEMET	8,346	4,256	(4,090)
REG/LBR- KENDAL CO.RAIN TELEME	8,346	4,256	(4,090)
REG/LBR- KERR CO RAIN TELEMETR	8,346	4,256	(4,090)
REG/LBR- GUAD.CO.RAIN TELEMETR	8,346	4,256	(4,090)
REG/LBR- OTHER	261,179	232,497	(28,682)
Total M&R-LABOR	**431,533**	**394,127**	**(37,406)**
M&R-OVERTIME:			
OVT/LBR- RRWDS PIPELINE	3,503	3,561	58
OVT/LBR- GPP PIPELINE	1,932	1,965	33
OVT/LBR- G.V. RECREATION	3,475	3,515	40
OVT/LBR- OTHER	23,427	19,555	(3,871)
Total M&R-OVERTIME	**32,336**	**28,596**	**(3,740)**
Total MAINTENANCE & REPAIR	**463,869**	**422,723**	**(41,147)**
WORK IN PROGRESS			
WIP-STAFF:			
REGIONAL RAW WTR DS-STAFF	48,070	39,037	(9,033)
KYLE/MONARCH DELVRY PNTS-STAFF	2,046		(2,046)
CONST IH35 PIPELINE-STAFF	3,069		(3,069)
Total WIP-STAFF	**53,186**	**39,037**	**(14,149)**
WIP-SUPERVISION:			
REGIONAL RAW WTR DS-SUPERV	9,422		(9,422)
DEMOLISH MEANS HOUSE-SUPERV	578		(578)
Total WIP-SUPERVISION	**10,000**		**(10,000)**
WIP-LABOR:			
DEMOLISH MEANS HOUSE-LABOR	1,308		(1,308)

GUADALUPE-BLANCO RIVER AUTHORITY
WATER RESOURCES DIVISION - WORKPLAN AND BUDGET
FISCAL YEAR ENDING AUGUST 31, 2011

	FY 2010 BUDGET	FY 2011 BUDGET	FY 2010-2011 DIFFERENCE
Total WIP-LABOR	**1,308**		**(1,308)**
Total WORK IN PROGRESS	**64,494**	**39,037**	**(25,457)**
PROJECT DEVELOPMENT			
PD-STAFF:			
CRP-PUBLIC PART-STAFF	4,807	4,554	(253)
WIMBERLEY/WW-STAFF	14,000	15,316	1,316
319 RIVER NETWORK-STAFF	2,360	4,400	2,040
ARANSAS PROJ LITIGATION-STAFF		108,751	108,751
BULVERDE AREA WW-STAFF	24,285	9,759	(14,526)
TRANS FAC IH35/SH130 STDY-STAF		19,696	19,696
N.B. AREA WWTP-STAFF	2,046		(2,046)
WINFIELD-STAFF	12,814	1,500	(11,313)
CANYON GORGE PROJECT-STAFF	9,632	10,020	389
LAKE MGMT&AQUATIC CNTL-STAFF	4,092	5,217	1,125
EXELON WATER PROJECT-STAFF	88,798	23,445	(65,353)
WIMBERLEY WATER- STAFF	16,438	15,316	(1,122)
MID BASIN PROJECT-STA	11,826		(11,826)
S.B.1 PHASE 3-STAFF	22,516	17,223	(5,293)
GERONIMO CREEK WPP-STAFF	2,573	218	(2,355)
BUD W/O-CLEAN RIVERS PROGRAM	(10,512)		10,512
Total PD-STAFF	**205,674**	**235,416**	**29,742**
PD-SUPERVISION & LABOR:			
CRP-PROJ ADMIN-NON GEN EMPL	2,992	3,051	60
CRP-QA & DATA-NON GEN EMPL	2,002	2,042	40
CRP-WQ MONIT-NON GEN EMPL	12,227	13,085	857
CRP-INFO CLRGHS-NON GEN EMPL	4,608	4,700	92
CRP-ISSUES & CAUSE-NON GEN EMP	994	1,013	20
CRP-PUBLIC PART-NON GEN EMPL	1,764	1,799	35
GBRA UNIVERSITY-NON GENERAL EM	8,106	5,744	(2,362)
WIMBERLEY/WW-NON GEN EMPLOYEES	14,972	15,056	83
ENVIRONMENTAL LRNG CNTR-NON GE	13,581	10,931	(2,650)
319 RIVER NETWORK-NON GENERAL	13,607	11,227	(2,379)
LAKE LOADING IMPLEM-NON GENERA	3,624		(3,624)
MITIGATION BANK FEAS-NON GENER	3,020	6,738	3,718
ARANSAS PROJ LITIGAT-NON GEN		1,092	1,092
UPPER BASIN BIOSOLIDS STDY-NON		1,032	1,032
COE BASIN RECON-NON GEN EMPL		2,961	2,961
GROUNDWTR INVSTG-NON GEN EMPL	7,248	7,392	144
APPLIC-UNAPPROP.FLW-NON GEN EM	2,174	2,218	43
BULVERDE AREA WW-NON GEN EMP	3,624	5,922	2,298
MISC PROJ DEV-NON GEN EMPL	2,986	29,908	26,922

GUADALUPE-BLANCO RIVER AUTHORITY
WATER RESOURCES DIVISION - WORKPLAN AND BUDGET
FISCAL YEAR ENDING AUGUST 31, 2011

	FY 2010 BUDGET	FY 2011 BUDGET	FY 2010-2011 DIFFERENCE
HAYS/CALDWELL WWTP-NON GEN EMP		7,403	7,403
CANYON SEASONAL POOL-NON GEN E	3,624	4,442	818
N.B. AREA WWTP-NON GEN EM	4,832	5,922	1,090
HAYS CO WW PLAN-NON GEN EMP	3,624		(3,624)
CALHOUN CNTY WW STUDY-NON-GENE		6,114	6,114
CANYON GORGE PROJECT-NON-GEN	32,233	31,861	(372)
WATER SUPPLY ALTERNATIVE-NON-G	35,526	23,665	(11,861)
SIMSBORO PROJECT-NON GEN EMPL		14,816	14,816
WATER RIGHTS/INV-NON GEN EMPL	4,349	7,893	3,545
LAKE MGMT&AQUATIC CNTL-NON GEN	3,624	8,645	5,022
USACE CNYN LK BOAT RAMPS-NON G	2,416	5,187	2,771
PLUM CREEK MONITORING-NON GEN	651	10,133	9,483
PLUM CREEK PROJ ADM-NON GEN EM		13,120	13,120
EXELON WATER PROJECT-NONGEN	23,027	19,674	(3,353)
TRI-COMMUNITY WSC- NON-GEN EMP	1,739	21,053	19,314
WIMBERLEY WATER- NON-GEN EMPL	9,773	14,679	4,906
WATER CO ACQUISITIONS-NON GEN	2,899	8,144	5,245
CALHOUN CNTY SUPPLY STUDY-NONG	2,464	2,513	49
EXELON LAND/ROW-NON GEN EMPLOY	23,088		(23,088)
MID BASIN PROJECT-NON-GEN EMPL	16,561	22,857	6,295
LOWER BASIN PERMIT APPL-NON GE	18,973	2,957	(16,016)
UT BAY & ESTUARY STDY-NON GEN	1,450	1,478	29
GERONIMO CREEK WPP-NON GEN EMP	16,674	19,578	2,904
KENDALL CO FEASIBILITY-NON GEN	6,661	8,285	1,624
CAL CO DELTA MODELING-NON-GENE	2,209		(2,209)
BUD W/O-WATER SUPPLY ALTERNAT	(121,653)		121,653
Total PD-SUPERVISION & LABOR	**192,271**	**386,333**	**194,062**
Total PROJECT DEVELOPMENT	**397,946**	**621,749**	**223,804**
TOTAL SALARIES & WAGES	**3,214,902**	**3,595,449**	**380,547**

GUADALUPE-BLANCO RIVER AUTHORITY
WATER RESOURCES DIVISION - WORKPLAN AND BUDGET
FISCAL YEAR ENDING AUGUST 31, 2011

	FY 2010 BUDGET	FY 2011 BUDGET	FY 2010-2011 DIFFERENCE
MAINTENANCE & REPAIR DETAIL			
LABOR:			
REG/LBR- RRWDS PIPELINE	47,434	48,324	891
REG/LBR- GPP PIPELINE	24,027	24,478	451
REG/LBR- G.V. RECREATION	19,423	24,804	5,381
REG/LBR- LAKEWOOD REC.	41,945	42,774	829
REG/LBR- GROUND WATER SYSTEM	4,144	4,226	82
REG/LBR- COMAL CO.RAIN TELEMET	8,346	4,256	(4,090)
REG/LBR- KENDAL CO.RAIN TELEME	8,346	4,256	(4,090)
REG/LBR- KERR CO RAIN TELEMETR	8,346	4,256	(4,090)
REG/LBR- GUAD.CO.RAIN TELEMETR	8,346	4,256	(4,090)
REG/LBR- OTHER	261,179	232,497	(28,682)
OVT/LBR- RRWDS PIPELINE	3,503	3,561	58
OVT/LBR- GPP PIPELINE	1,932	1,965	33
OVT/LBR- G.V. RECREATION	3,475	3,515	40
OVT/LBR- OTHER	23,427	19,555	(3,871)
Total LABOR	**463,869**	**422,723**	**(41,147)**
MATERIAL:			
M&R/MAT- PUMPS	6,924	8,220	1,296
M&R/MAT- RAW STRUCTURE	2,400	2,400	
M&R/MAT- METERS	6,220	7,960	1,740
M&R/MAT- GATES/VALVES	4,620	4,620	
M&R/MAT- INSTRUMENTS/ELECTRICA	33,900	30,336	(3,564)
M&R/MAT- DIGESTERS	12,080	22,780	10,700
M&R/MAT- THICKENER	7,020	2,050	(4,970)
M&R/MAT- AERATION BASINS	13,520	12,920	(600)
M&R/MAT- CLARIFIERS	12,660	10,975	(1,685)
M&R/MAT- CHEM FEED SYSTEMS	13,720	20,110	6,390
M&R/MAT- POTABLE WTR SYSTEM	15,320	30,920	15,600
M&R/MAT- BIOSOLIDS HANDLING	6,200	6,770	570
M&R/MAT- NON POT WTR SYSTEM	20,592	18,650	(1,942)
M&R/MAT- GROUNDSKEEPING	8,360	8,400	40
M&R/MAT- TRUCKS	1,680	1,780	100
M&R/MAT- MOTORS	1,320	4,700	3,380
M&R/MAT- BUILDING	3,420	5,000	1,580
M&R/MAT- TOOLS & EQUIP.	2,520	2,760	240
M&R/MAT- TRACTORS	1,440	1,740	300
M&R/MAT- FILTERS	6,000	4,560	(1,440)
M&R/MAT- RLF. INST.& ELEC	1,800	7,200	5,400
M&R/MAT- RLF. PUMPS & MTRS	840	3,000	2,160
M&R/MAT- RLF. CL2 EQUIP	240	240	
M&R/MAT- AUX GENERATOR		1,000	1,000
M&R/MAT- RLF. ROADS &BRID	2,400		(2,400)
M&R/MAT- RLF. FENCES & GTS	3,160		(3,160)
M&R/MAT- RLF. VALVES	1,200	2,400	1,200

GUADALUPE-BLANCO RIVER AUTHORITY
WATER RESOURCES DIVISION - WORKPLAN AND BUDGET
FISCAL YEAR ENDING AUGUST 31, 2011

	FY 2010 BUDGET	FY 2011 BUDGET	FY 2010-2011 DIFFERENCE
M&R/MAT- S.C. PIPELINE	720	600	(120)
M&R/MAT- SCADA EQUIPMENT	1,200	1,200	
M&R/MAT- COMAL CO.RAIN TELEMET	2,500	1,500	(1,000)
M&R/MAT- HEADQTRS GROUNDS	2,500	1,500	(1,000)
M&R/MAT- SHOP BLDG/POLE BA	5,900	3,340	(2,560)
M&R/MAT- SM EQUIP & TOOLS	4,180	2,340	(1,840)
M&R/MAT- UNIT 49	240	480	240
M&R/MAT- UNIT 50	240	240	
M&R/MAT- UNIT 51	600	240	(360)
M&R/MAT- UNIT 52	480	460	(20)
M&R/MAT- UNIT 53	480	360	(120)
M&R/MAT- FLATBED TRAILER	600	600	
M&R/MAT- CASE BACKHOE	1,800	1,200	(600)
M&R/MAT- ALL TERRAIN VHCL	480	480	
M&R/MAT- JOHN DEERE TRACT	480	480	
M&R/MAT- FORD TRACTOR	840	840	
M&R/MAT- BEAN SPRAYER	720	720	
M&R/MAT- WYLIE TRACTR SPRA	600	600	
M&R/MAT- FORD SIDE-MT MOWR	480	480	
M&R/MAT- SCHREDDERS	1,800	2,400	600
M&R/MAT- OTHER	1,680	1,680	
Total MATERIAL	**218,076**	**243,231**	**25,155**
SERVICES:			
M&R/SER- PUMPS	61,580	64,000	2,420
M&R/SER- RAW STRUCTURE	451,800	361,800	(90,000)
M&R/SER- METERS	51,960	18,600	(33,360)
M&R/SER- GATES/VALVES	11,420	3,020	(8,400)
M&R/SER- INSTRUMENTS/ELECTRICA	7,712	55,390	47,678
M&R/SER- DIGESTERS	5,240	22,350	17,110
M&R/SER- THICKENER	20,100	45,040	24,940
M&R/SER- AERATION BASINS	8,060	2,060	(6,000)
M&R/SER- CLARIFIERS	15,840	11,720	(4,120)
M&R/SER- CHEM FEED SYSTEMS	36,560	56,120	19,560
M&R/SER- POTABLE WTR SYSTEM	47,170	64,380	17,210
M&R/SER- BIOSOLIDS HANDLING	64,804	66,804	2,000
M&R/SER- NON POT. WTR SYSTEM	31,512	27,800	(3,712)
M&R/SER- GROUNDSKEEPING	29,960	25,500	(4,460)
M&R/SER- TRUCKS	2,640	2,640	
M&R/SER- MOTORS	4,380	4,580	200
M&R/SER- BUILDING	4,820	4,750	(70)
M&R/SER- TOOLS & EQUIP.	3,840	3,150	(690)
M&R/SER- TRACTORS	1,380	1,680	300
M&R/SER- FILTERS	19,680	4,680	(15,000)
M&R/SER- RLF.INST. & ELEC	6,000	3,000	(3,000)
M&R/SER- RLF. PUMPS &MTRS	2,400	1,200	(1,200)

GUADALUPE-BLANCO RIVER AUTHORITY
WATER RESOURCES DIVISION - WORKPLAN AND BUDGET
FISCAL YEAR ENDING AUGUST 31, 2011

	FY 2010 BUDGET	FY 2011 BUDGET	FY 2010-2011 DIFFERENCE
M&R/SER- AUX GENERATOR	2,200	6,200	4,000
M&R/SER- S.C. PIPELINE	240	240	
M&R/SER- S.C. INSTRUMNTN	720	480	(240)
M&R/SER- GEN. OFFICE BLDG	6,710	7,640	930
M&R/SER- COMAL CO.RAIN TELEMET	4,500	3,500	(1,000)
M&R/SER- HEADQTRS GROUNDS	5,220	4,340	(880)
M&R/SER- SHOP BLDG/POLE BA	8,500	6,500	(2,000)
M&R/SER- SM EQUIP & TOOLS	4,500	3,500	(1,000)
M&R/SER- UNIT 49	1,200	1,800	600
M&R/SER- UNIT 50	1,200	1,200	
M&R/SER- UNIT 51	1,620	240	(1,380)
M&R/SER- UNIT 52	1,620	1,800	180
M&R/SER- UNIT 53	1,620	1,800	180
M&R/SER- FLATBED TRAILER	480	1,320	840
M&R/SER- CASE BACKHOE	1,200	1,200	
M&R/SER- ALL TERRAIN VHCL	1,200	1,200	
M&R/SER- JOHN DEERE TRACT	2,400	2,400	
M&R/SER- FORD SIDE-MT MOWR	1,800	2,400	600
M&R/SER- OTHER	3,340	3,340	
Total SERVICES	**939,128**	**901,364**	**(37,764)**
TOTAL MAINTENANCE & REPAIR	**1,621,073**	**1,567,318**	**(53,756)**

GUADALUPE-BLANCO RIVER AUTHORITY
WATER RESOURCES DIVISION - WORKPLAN AND BUDGET
FISCAL YEAR ENDING AUGUST 31, 2011

	FY 2010 BUDGET	FY 2011 BUDGET	FY 2010-2011 DIFFERENCE
PROJECT DEVELOPMENT			
CRP-PROJ ADMIN-ENG	1,000	1,000	
CRP-PROJ ADMIN-BENEFITS	1,227	1,220	(6)
CRP-PROJ ADMIN-TRAVEL	100	100	
CRP-PROJ ADMIN-A&G	957	1,007	50
CRP-PROJ ADMIN-NON GEN EMPL	2,992	3,051	60
CRP-PROJ ADMIN-OTHER	400	400	
Total	**6,676**	**6,778**	**103**
CRP-QA & DATA-ENG	2,000		(2,000)
CRP-QA & DATA-BENEFITS	821	817	(4)
CRP-QA & DATA-TRAVEL	68	68	
CRP-QA & DATA-A&G	641	674	33
CRP-QA & DATA-NON GEN EMPL	2,002	2,042	40
CRP-QA & DATA-OTHER	100	100	
Total	**5,632**	**3,701**	**(1,931)**
CRP-WQ MONIT-ENG	21,000	14,000	(7,000)
CRP-WQ MONIT-BENEFITS	5,013	5,234	221
CRP-WQ MONIT-TRAVEL	3,000	3,000	
CRP-WQ MONIT-A&G	3,913	4,318	405
CRP-WQ MONIT-NON GEN EMPL	12,227	13,085	857
CRP-WQ MONIT-OTHER	74,421	55,828	(18,593)
Total	**119,574**	**95,464**	**(24,110)**
CRP-INFO CLRGHS-ENG	1,500	1,195	(305)
CRP-INFO CLRGHS-BENEFITS	1,889	1,880	(9)
CRP-INFO CLRGHS-A&G	1,475	1,551	76
CRP-INFO CLRGHS-NON GEN EMPL	4,608	4,700	92
CRP-INFO CLRGHS-OTHER	300	300	
Total	**9,772**	**9,626**	**(146)**
CRP-ISSUES & CAUSE-ENG	1,500	1,195	(305)
CRP-ISSUES & CAUSE-BENEFITS	407	405	(2)
CRP-ISSUES & CAUSE-A&G	318	334	16
CRP-ISSUES & CAUSE-NON GEN EMP	994	1,013	20
CRP-ISSUES & CAUSE-OTHER	2,000	2,000	

GUADALUPE-BLANCO RIVER AUTHORITY
WATER RESOURCES DIVISION - WORKPLAN AND BUDGET
FISCAL YEAR ENDING AUGUST 31, 2011

	FY 2010 BUDGET	FY 2011 BUDGET	FY 2010-2011 DIFFERENCE
Total	**5,219**	**4,948**	**(271)**
CRP-PUBLIC PART-STAFF	4,807	4,554	(253)
CRP-PUBLIC PART-ENG	1,000	1,000	
CRP-PUBLIC PART-BENEFITS	2,694	2,541	(153)
CRP-PUBLIC PART-TRAVEL	100	100	
CRP-PUBLIC PART-EQUIP USE		8,000	8,000
CRP-PUBLIC PART-A&G	2,103	2,097	(6)
CRP-PUBLIC PART-NON GEN EMPL	1,764	1,799	35
CRP-PUBLIC PART-OTHER	1,000	1,000	
Total	**13,468**	**21,091**	**7,623**
GBRA UNIVERSITY-ENG	1,000		(1,000)
GBRA UNIVERSITY-BENEFITS	3,323	2,298	(1,026)
GBRA UNIVERSITY-TRAVEL	500	300	(200)
GBRA UNIVERSITY-A&G	2,594	1,896	(698)
GBRA UNIVERSITY-NON GENERAL EM	8,106	5,744	(2,362)
GBRA UNIVERSITY-SERVICE		4,000	4,000
GBRA UNIVERSITY-MAT'L	3,000	2,000	(1,000)
GBRA UNIVERSITY-OTHER	500	5,000	4,500
Total	**19,023**	**21,237**	**2,214**
WIMBERLEY/WW-STAFF	14,000	15,316	1,316
WIMBERLEY/WW-ENG	200,000	100,000	(100,000)
WIMBERLEY/WW-LEGAL	20,000	10,000	(10,000)
WIMBERLEY/WW-BENEFITS	11,879	12,149	270
WIMBERLEY/WW-TRAVEL	500	1,000	500
WIMBERLEY/WW-A&G	9,271	10,023	751
WIMBERLEY/WW-NON GEN EMPLOYEES	14,972	15,056	83
WIMBERLEY/WW-SERVICE		25,000	25,000
WIMBERLEY/WW-MATL	100,000	1,000	(99,000)
WIMBERLEY/WW-REPAY	(321,000)		321,000
WIMBERLEY/WW-OTHER	500		(500)
Total	**50,122**	**189,543**	**139,420**
ENVIRONMENTAL LRNG CNTR-ENG	10,000	45,000	35,000
ENVIRONMENTAL LRNG CNTR-LEGAL	500		(500)
ENVIRONMENTAL LRNG CNTR-BENEFI	5,568	4,372	(1,196)
ENVIRONMENTAL LRNG CNTR-TRAVEL	200	500	300

GUADALUPE-BLANCO RIVER AUTHORITY
WATER RESOURCES DIVISION - WORKPLAN AND BUDGET
FISCAL YEAR ENDING AUGUST 31, 2011

	FY 2010 BUDGET	FY 2011 BUDGET	FY 2010-2011 DIFFERENCE
ENVIRONMENTAL LRNG CNTR-A&G	4,346	3,607	(739)
ENVIRONMENTAL LRNG CNTR-NON GE	13,581	10,931	(2,650)
ENVIRONMENTAL LRNG CNTR-MAT'L	250	1,000	750
ENVIRONMENTAL LRNG CNTR-OTHER	500		(500)
Total	**34,945**	**65,411**	**30,466**
319 RIVER NETWORK-STAFF	2,360	4,400	2,040
319 RIVER NETWORK-ENG	3,000		(3,000)
319 RIVER NETWORK-BENEFITS	6,546	6,251	(295)
319 RIVER NETWORK-TRAVEL	700	1,500	800
319 RIVER NETWORK-A&G	5,109	5,157	48
319 RIVER NETWORK-NON GENERAL	13,607	11,227	(2,379)
319 RIVER NETWORK-REPAY	(66,313)		66,313
319 RIVER NETWORK-OTHER	62,613	5,000	(57,613)
Total	**27,621**	**33,535**	**5,914**
LAKE LOADING IMPLEM-LEGAL	500		(500)
LAKE LOADING IMPLEM-BENEFITS	1,486		(1,486)
LAKE LOADING IMPLEM-TRAVEL	200		(200)
LAKE LOADING IMPLEM-A&G	1,160		(1,160)
LAKE LOADING IMPLEM-NON GENERA	3,624		(3,624)
LAKE LOADING IMPLEM-MAT'L	500		(500)
LAKE LOADING IMPLEM-OTHER	100		(100)
Total	**7,569**		**(7,569)**
MITIGATION BANK FEAS-ENG	50,000		(50,000)
MITIGATION BANK FEAS-LEGAL	5,000		(5,000)
MITIGATION BANK FEAS-BENEFITS	1,238	2,695	1,457
MITIGATION BANK FEAS-TRAVEL	500		(500)
MITIGATION BANK FEAS-A&G	966	2,224	1,257
MITIGATION BANK FEAS-NON GENER	3,020	6,738	3,718
MITIGATION BANK FEAS-MAT'L	500		(500)
MITIGATION BANK FEAS-OTHER	500		(500)
Total	**61,724**	**11,657**	**(50,067)**
REAL TIME RIVER NETWORK-ENG	100,000		(100,000)
REAL TIME RIVER NETWORK-TRAVEL	500		(500)
REAL TIME RIVER NETWORK-MAT'L	500		(500)
REAL TIME RIVER NETWORK-REPAY	(100,000)		100,000

GUADALUPE-BLANCO RIVER AUTHORITY
WATER RESOURCES DIVISION - WORKPLAN AND BUDGET
FISCAL YEAR ENDING AUGUST 31, 2011

	FY 2010 BUDGET	FY 2011 BUDGET	FY 2010-2011 DIFFERENCE
Total	**1,000**		**(1,000)**
COMAL CO REGIONAL WW STDY-ENG	30,000		(30,000)
COMAL CO REGIONAL WW STDY-LEGA	5,000		(5,000)
COMAL CO REGIONAL WW STDY-TRAV	300		(300)
COMAL CO REGIONAL WW STDY-MATL	500		(500)
COMAL CO REGIONAL WW STDY-OTHR	500		(500)
Total	**36,300**		**(36,300)**
DROUGHT PLANNING-TRAVEL		600	600
DROUGHT PLANNING-PROF FEE	15,000		(15,000)
DROUGHT PLANNING-MAT'L		5,000	5,000
Total	**15,000**	**5,600**	**(9,400)**
GUAD CO FLOOD MITIG STDY-ENG	10,000		(10,000)
Total	**10,000**		**(10,000)**
SB3- ENVIRONMNTL FLOWS-ENG	35,000	55,000	20,000
Total	**35,000**	**55,000**	**20,000**
SB2 IN-STREAM FLOW-ENG	30,000	25,000	(5,000)
Total	**30,000**	**25,000**	**(5,000)**
ARANSAS PROJ LITIGATION-STAFF		108,751	108,751
ARANSAS PROJ LITIGATION-ENG		150,000	150,000
ARANSAS PROJ LITIGATION-LEGA		1,250,000	1,250,000
ARANSAS PROJ LITIGATION-BENEFI		43,937	43,937
ARANSAS PROJ LITIGATION-A&G		36,248	36,248
ARANSAS PROJ LITIGAT-NON GEN		1,092	1,092
Total		**1,590,029**	**1,590,029**
UPPER BASIN BIOSOLIDS STDY-BEN		413	413
UPPER BASIN BIOSOLIDS STDY-A&G		341	341

GUADALUPE-BLANCO RIVER AUTHORITY
WATER RESOURCES DIVISION - WORKPLAN AND BUDGET
FISCAL YEAR ENDING AUGUST 31, 2011

	FY 2010 BUDGET	FY 2011 BUDGET	FY 2010-2011 DIFFERENCE
UPPER BASIN BIOSOLIDS STDY-NON		1,032	1,032
Total		**1,786**	**1,786**
COE BASIN RECON-BENEFITS		1,184	1,184
COE BASIN RECON-A&G		977	977
COE BASIN RECON-NON GEN EMPL		2,961	2,961
Total		**5,123**	**5,123**
GROUNDWTR INVSTG-ENG	10,000	15,000	5,000
GROUNDWTR INVSTG-BENEFITS	2,971	2,957	(15)
GROUNDWTR INVSTG-A&G	2,319	2,439	120
GROUNDWTR INVSTG-NON GEN EMPL	7,248	7,392	144
Total	**22,538**	**27,788**	**5,249**
APPLIC-UNAPPROP.FLOW-ENG		20,000	20,000
APPLIC-UNAPPROP.FLOW-BENEFITS	891	887	(4)
APPLIC-UNAPPROP.FLOW-A&G	696	732	36
APPLIC-UNAPPROP.FLW-NON GEN EM	2,174	2,218	43
Total	**3,761**	**23,836**	**20,075**
COUSER RETAIL-ENG	3,000		(3,000)
COUSER RETAIL-TRAVEL	200		(200)
Total	**3,200**		**(3,200)**
BULVERDE AREA WW-STAFF	24,285	9,759	(14,526)
BULVERDE AREA WW-ENG	1,000	30,000	29,000
BULVERDE AREA WW-LEGAL		5,000	5,000
BULVERDE AREA WW-BENEFITS	11,442	6,273	(5,170)
BULVERDE AREA WW-TRAVEL	2,500	500	(2,000)
BULVERDE AREA WW-A&G	8,931	5,175	(3,756)
BULVERDE AREA WW-LEGAL	2,500		(2,500)
BULVERDE AREA WW-NON GEN EMP	3,624	5,922	2,298
BULVERDE AREA WW-SERVICE	1,000		(1,000)
BULVERDE AREA WW-MAT'L		500	500
BULVERDE AREA WW- OTHER	2,500		(2,500)

GUADALUPE-BLANCO RIVER AUTHORITY
WATER RESOURCES DIVISION - WORKPLAN AND BUDGET
FISCAL YEAR ENDING AUGUST 31, 2011

	FY 2010 BUDGET	FY 2011 BUDGET	FY 2010-2011 DIFFERENCE
Total	**57,782**	**63,129**	**5,347**
U/S SWB GUAD RIVER STUDY-ENG		30,000	30,000
Total		**30,000**	**30,000**
MISC PROJ DEV-BENEFITS	1,224	11,963	10,739
MISC PROJ DEV-A&G	956	9,870	8,914
MISC PROJ DEV-NON GEN EMPL	2,986	29,908	26,922
Total	**5,166**	**51,742**	**46,576**
HAYS/CALDWELL WWTP-ENG		30,000	30,000
HAYS/CALDWELL WWTP-BENEFITS		2,961	2,961
HAYS/CALDWELL WWTP-TRAVEL		500	500
HAYS/CALDWELL WWTP-A&G		2,443	2,443
HAYS/CALDWELL WWTP-NON GEN EMP		7,403	7,403
Total		**43,307**	**43,307**
CANYON SEASONAL POOL-ENG	10,000	10,000	
CANYON SEASONAL POOL-BENEFITS	1,486	1,777	291
CANYON SEASONAL POOL-TRAVEL	2,000	2,000	
CANYON SEASONAL POOL-A&G	1,160	1,466	306
CANYON SEASONAL POOL-NON GEN E	3,624	4,442	818
Total	**18,269**	**19,684**	**1,415**
HAZARD MITIG. PLAN,GUAD-ENG	150,000		(150,000)
Total	**150,000**		**(150,000)**
TRANS FAC IH35/SH130 STDY-STAF		19,696	19,696
TRANS FAC IH35/SH130 STDY-BENE		7,878	7,878
TRANS FAC IH35/SH130 STDY-TRAV		2,000	2,000
TRANS FAC IH35/SH130 STDY-A&G		6,500	6,500

GUADALUPE-BLANCO RIVER AUTHORITY
WATER RESOURCES DIVISION - WORKPLAN AND BUDGET
FISCAL YEAR ENDING AUGUST 31, 2011

	FY 2010 BUDGET	FY 2011 BUDGET	FY 2010-2011 DIFFERENCE
Total		**36,074**	**36,074**
DESAL PILOT STUDY-ENG		15,000	15,000
Total		**15,000**	**15,000**
ASR STUDY-ENG		20,000	20,000
Total		**20,000**	**20,000**
N.B. AREA WWTP-STAFF	2,046		(2,046)
N.B. AREA WWTP-ENG	20,000	10,000	(10,000)
N.B. AREA WWTP-LEGAL		5,000	5,000
N.B. AREA WWTP-BENEFITS	2,820	2,369	(451)
N.B. AREA WWTP-TRAVEL	500	500	
N.B. AREA WWTP-A&G	2,201	1,954	(247)
N.B. AREA WWTP-NON GEN EM	4,832	5,922	1,090
N.B. AREA WWTP-MAT'L	500		(500)
Total	**32,899**	**25,745**	**(7,153)**
WINFIELD-STAFF	12,814	1,500	(11,313)
WINFIELD-BENEFITS	5,254	600	(4,653)
WINFIELD-TRAVEL		240	240
WINFIELD-A&G	4,100	495	(3,605)
WINFIELD-OTHER		1,320	1,320
Total	**22,168**	**4,156**	**(18,012)**
HAYS CO WW PLAN-ENG	10,000		(10,000)
HAYS CO WW PLAN-A&G	1,486		(1,486)
HAYS CO W & WW PLAN-TRAVEL	500		(500)
HAYS CO W & WW PLAN-A&G	1,160		(1,160)
HAYS CO WW PLAN-NON GEN EMP	3,624		(3,624)
HAYS CO W & WW PLAN-MAT'L	500		(500)
Total	**17,269**		**(17,269)**
RIVER GAGES-ENG	22,000		(22,000)

GUADALUPE-BLANCO RIVER AUTHORITY
WATER RESOURCES DIVISION - WORKPLAN AND BUDGET
FISCAL YEAR ENDING AUGUST 31, 2011

	FY 2010 BUDGET	FY 2011 BUDGET	FY 2010-2011 DIFFERENCE
Total	**22,000**		**(22,000)**
RECHARGE STUDY-ENG	10,000		(10,000)
Total	**10,000**		**(10,000)**
EAA HABITAT CONSRV PLAN-OTHER	125,000		(125,000)
Total	**125,000**		**(125,000)**
CALHOUN CNTY WW STUDY-ENG		20,000	20,000
CALHOUN CNTY WW STUDY-BENEFITS		2,446	2,446
CALHOUN CNTY WW STUDY-A&G		2,018	2,018
CALHOUN CNTY WW STUDY-NON-GENE		6,114	6,114
Total		**30,577**	**30,577**
CANYON GORGE PROJECT-STAFF	9,632	10,020	389
CANYON GORGE PROJECT-ENG	5,000		(5,000)
CANYON GORGE PROJECT-LEGAL	1,000		(1,000)
CANYON GORGE PROJECT-BENEFITS	17,164	16,753	(412)
CANYON GORGE PROJECT-TRAVEL	300		(300)
CANYON GORGE PROJECT-A&G	13,397	13,821	424
CANYON GORGE PROJECT-NON-GEN	32,233	31,861	(372)
CANYON GORGE PROJECT-SERVICE		50,000	50,000
CANYON GORGE PROJECT-MAT'L	1,000		(1,000)
CANYON GORGE PROJECT-OTHER	1,208		(1,208)
Total	**80,933**	**122,455**	**41,522**
WATER SUPPLY ALTERNATIVE-ENG	84,000	10,000	(74,000)
WATER SUPPLY ALTERNATIVE-LEGAL	15,000	5,000	(10,000)
WATER SUPPLY ALTERNATIVE-BENEF	14,566	9,466	(5,100)
WATER SUPPLY ALTERNATIVE-TRAV	750	2,000	1,250
WATER SUPPLY ALTERNATIVE-A&G	11,368	7,809	(3,559)
WATER SUPPLY ALTERNATIVE-NON-G	35,526	23,665	(11,861)
WATER SUPPLY ALTERNATIVE-MAT'L	1,000		(1,000)
WATER SUPPLY ALTERNATIVE-OTHER	500		(500)

GUADALUPE-BLANCO RIVER AUTHORITY
WATER RESOURCES DIVISION - WORKPLAN AND BUDGET
FISCAL YEAR ENDING AUGUST 31, 2011

	FY 2010 BUDGET	FY 2011 BUDGET	FY 2010-2011 DIFFERENCE
Total	**162,710**	**57,940**	**(104,770)**
SIMSBORO PROJECT-ENG		150,000	150,000
SIMSBORO PROJECT-BENEFITS		5,926	5,926
SIMSBORO PROJECT-TRAVEL		4,000	4,000
SIMSBORO PROJECT-A&G		4,889	4,889
SIMSBORO PROJECT-NON GEN EMPL		14,816	14,816
SIMSBORO PROJECT-OTHER		120,000	120,000
Total		**299,632**	**299,632**
WATER RIGHTS/INV-ENG		20,000	20,000
WATER RIGHTS/INV-BENEFITS	1,783	3,157	1,374
WATER RIGHTS/INV-TRAVEL		500	500
WATER RIGHTS/INV-A&G	1,392	2,605	1,213
WATER RIGHTS/INV-NON GEN EMPL	4,349	7,893	3,545
Total	**7,523**	**34,155**	**26,632**
LAKE MGMT&AQUATIC CNTL-STAFF	4,092	5,217	1,125
LAKE MGMT&AQUATIC CNTL-ENG		10,000	10,000
LAKE MGMT&AQUATIC CNTL-LEGAL		5,000	5,000
LAKE MGMT&AQUATIC CNTL-BENEF	3,164	5,545	2,381
LAKE MGMT&AQUATIC CNTL-TRAVL	200	500	300
LAKE MGMT&AQUATIC CNTL-A&G	2,469	4,575	2,106
LAKE MGMT&AQUATIC CNTL-NON GEN	3,624	8,645	5,022
LAKE MGMT&AQUATIC CNTL-PROF FE	40,000	20,000	(20,000)
LAKE MGMT&AQUATIC CNTL-SERVICE		20,000	20,000
LAKE MGMT&AQUATIC CNTL-MAT'L	1,000	3,000	2,000
LAKE MGMT&AQUATIC CNTL-OTHER	200		(200)
Total	**54,749**	**82,482**	**27,733**
ZEDLER MILL-ENG	5,000	15,000	10,000
ZEDLER MILL-LEGAL	1,500		(1,500)
ZEDLER MILL-TRAVEL	100		(100)
ZEDLER MILL-MAT'L	1,000		(1,000)
ZEDLER MILL-OTHER	500		(500)

GUADALUPE-BLANCO RIVER AUTHORITY
WATER RESOURCES DIVISION - WORKPLAN AND BUDGET
FISCAL YEAR ENDING AUGUST 31, 2011

	FY 2010 BUDGET	FY 2011 BUDGET	FY 2010-2011 DIFFERENCE
Total	**8,100**	**15,000**	**6,900**
USACE CNYN LK BOAT RAMPS-BENEF	990	2,075	1,084
USACE CNYN LK BOAT RAMPS-A&G	773	1,712	939
USACE CNYN LK BOAT RAMPS-NON G	2,416	5,187	2,771
USACE CNYN LK BOAT RAMPS-PROF	30,000		(30,000)
Total	**34,179**	**8,974**	**(25,205)**
PLUM CREEK MONITORING-BENEFITS	267	4,053	3,787
PLUM CREEK MONITORING-TRAVEL		500	500
PLUM CREEK MONITORING-A&G	208	3,344	3,136
PLUM CREEK MONITORING-NON GEN	651	10,133	9,483
PLUM CREEK MONITORING-OTHER		9,300	9,300
Total	**1,125**	**27,331**	**26,205**
PLUM CREEK PROJ ADM-BENEFITS		5,248	5,248
PLUM CREEK PROJ ADM-A&G		4,330	4,330
PLUM CREEK PROJ ADM-NON GEN EM		13,120	13,120
Total		**22,698**	**22,698**
EXELON WATER PROJECT-STAFF	88,798	23,445	(65,353)
EXELON WATER PROJECT-ENG	15,000		(15,000)
EXELON WATER PROJECT-BENEFITS	45,848	17,248	(28,600)
EXELON WATER PROJECT-TRAVEL	3,000		(3,000)
EXELON WATER PROJECT-A&G	35,784	14,229	(21,555)
EXELON WATER PROJECT-NONGEN	23,027	19,674	(3,353)
Total	**211,457**	**74,597**	**(136,860)**
TRI-COMMUNITY WSC- ENG		30,000	30,000
TRI-COMMUNITY WSC- LEGAL		10,000	10,000
TRI-COMMUNITY WSC- BENEFITS	713	8,421	7,708
TRI-COMMUNITY WSC- TRAVEL		1,000	1,000
TRI-COMMUNITY WSC- A&G	557	6,948	6,391
TRI-COMMUNITY WSC- NON-GEN EMP	1,739	21,053	19,314
TRI-COMMUNITY WSC-MAT'L		2,000	2,000

GUADALUPE-BLANCO RIVER AUTHORITY
WATER RESOURCES DIVISION - WORKPLAN AND BUDGET
FISCAL YEAR ENDING AUGUST 31, 2011

	FY 2010 BUDGET	FY 2011 BUDGET	FY 2010-2011 DIFFERENCE
Total	**3,009**	**79,423**	**76,413**
WIMBERLEY WATER- STAFF	16,438	15,316	(1,122)
WIMBERLEY WATER- ENG		10,000	10,000
WIMBERLEY WATER- BENEFITS	10,746	11,998	1,252
WIMBERLEY WATER- TRAVEL		500	500
WIMBERLEY WATER- A&G	8,388	9,898	1,511
WIMBERLEY WATER- NON-GEN EMPL	9,773	14,679	4,906
WIMBERLEY WATER-SERVICES	30,000		(30,000)
Total	**75,345**	**62,392**	**(12,953)**
WATER CO ACQUISITIONS-LEGAL		5,000	5,000
WATER CO ACQUISITIONS-BENEFITS	1,189	3,258	2,069
WATER CO ACQUISITIONS-TRAVEL		500	500
WATER CO ACQUISITIONS-A&G	928	2,688	1,760
WATER CO ACQUISITIONS-NON GEN	2,899	8,144	5,245
WATER CO ACQUISITIONS-PROF FEE		5,000	5,000
Total	**5,015**	**24,589**	**19,574**
GONZALES CNTY TRAILS-ENG	2,500		(2,500)
GONZALES CNTY TRAILS-TRAVEL	500	500	
GONZALES CNTY TRAILS-MAT'L	1,000	6,000	5,000
Total	**4,000**	**6,500**	**2,500**
INDUSTRIAL DEV PROJECT-LEGAL	37,500	37,500	
Total	**37,500**	**37,500**	
CALHOUN CNTY SUPPLY STUDY-BENE	1,010	1,005	(5)
CALHOUN CNTY SUPPLY STUDY-A&G	789	829	41
CALHOUN CNTY SUPPLY STUDY-NONG	2,464	2,513	49
Total	**4,263**	**4,348**	**85**
EXELON LAND/ROW-BENEFITS	9,466		(9,466)
EXELON LAND/ROW-A&G	7,388		(7,388)
EXELON LAND/ROW-NON GEN EMPLOY	23,088		(23,088)

GUADALUPE-BLANCO RIVER AUTHORITY
WATER RESOURCES DIVISION - WORKPLAN AND BUDGET
FISCAL YEAR ENDING AUGUST 31, 2011

	FY 2010 BUDGET	FY 2011 BUDGET	FY 2010-2011 DIFFERENCE
Total	**39,943**		**(39,943)**
MID BASIN PROJECT-STA	11,826		(11,826)
MID BASIN PROJECT-ENG	30,000	50,000	20,000
MID BASIN PROJECT-LEGAL	47,500	47,500	
MID BASIN PROJECT-BENEFITS	11,639	9,143	(2,496)
MID BASIN PROJECT-TRAVEL	500	1,000	500
MID BASIN PROJECT-A&G	9,084	7,543	(1,541)
MID BASIN PROJECT-NON-GEN EMPL	16,561	22,857	6,295
MID BASIN PROJECT-MAT'L	500		(500)
MID BASIN PROJECT-OTHER	500		(500)
Total	**128,111**	**138,042**	**9,931**
G.I.S. DATA BASE-ENG		10,000	10,000
G.I.S. DATA BASE-OTHER	30,000		(30,000)
Total	**30,000**	**10,000**	**(20,000)**
LOWER BASIN PERMIT APPL-ENG	20,000		(20,000)
LOWER BASIN PERMIT APPL-LEGAL	10,000		(10,000)
LOWER BASIN PERMIT APPL-BENEFI	7,779	1,183	(6,596)
LOWER BASIN PERMIT APPL-TRAVEL	200		(200)
LOWER BASIN PERMIT APPL-A&G	6,071	976	(5,096)
LOWER BASIN PERMIT APPL-NON GE	18,973	2,957	(16,016)
LOWER BASIN PERMIT APPL-MATLS	500		(500)
Total	**63,524**	**5,115**	**(58,408)**
UT BAY & ESTUARY STDY-ENG	95,500		(95,500)
UT BAY & ESTUARY STDY-BENEFITS	594	591	(3)
UT BAY & ESTUARY STDY-A&G	464	488	24
UT BAY & ESTUARY STDY-NON GEN	1,450	1,478	29
Total	**98,008**	**2,558**	**(95,450)**
S.B.1 PHASE 3-STAFF	22,516	17,223	(5,293)
S.B.1 PHASE 3-ENG	48,000	14,000	(34,000)
S.B.1 PHASE 3-BENEFITS	9,231	6,889	(2,342)
S.B.1 PHASE 3-TRAVEL	2,000	2,000	
S.B.1 PHASE 3-A&G	7,205	5,684	(1,521)

GUADALUPE-BLANCO RIVER AUTHORITY
WATER RESOURCES DIVISION - WORKPLAN AND BUDGET
FISCAL YEAR ENDING AUGUST 31, 2011

	FY 2010 BUDGET	FY 2011 BUDGET	FY 2010-2011 DIFFERENCE
Total	**88,952**	**45,796**	**(43,157)**
EXELON DEFIN AGRMT-ENG	15,000		(15,000)
Total	**15,000**		**(15,000)**
EXELON LAND/ROW-LEGAL	20,000		(20,000)
EXELON LAND/ROW-TRAVEL	8,000		(8,000)
EXELON LAND/ROW-MAT'L	20,000		(20,000)
EXELON LAND/ROW-REPAY	(98,000)		98,000
EXELON LAND/ROW-OTHER	50,000		(50,000)
GERONIMO CREEK WPP-STAFF	2,573	218	(2,355)
GERONIMO CREEK WPP-ENG	177,825	140,800	(37,025)
GERONIMO CREEK WPP-BENEFITS	7,891	7,918	27
GERONIMO CREEK WPP-TRAVEL	800	500	(300)
GERONIMO CREEK WPP-A&G	6,159	6,533	374
GERONIMO CREEK WPP-NON GEN EMP	16,674	19,578	2,904
GERONIMO CREEK WPP-REPAY	(216,125)		216,125
GERONIMO CREEK WPP-MISC	37,500	1,500	(36,000)
Total	**33,297**	**177,047**	**143,749**
KENDALL CO FEASIBILITY-ENG	135,250	20,000	(115,250)
KENDALL CO FEASIBILITY-BENEFIT	2,731	3,314	583
KENDALL CO FEASIBILITY-TRAVEL	250	200	(50)
KENDALL CO FEASIBILITY-A&G	2,132	2,734	603
KENDALL CO FEASIBILITY-NON GEN	6,661	8,285	1,624
KENDALL CO FEASIBILITY-REPAY	(76,500)		76,500
KENDALL CO FEASIBILITY-MISC	1,000	200	(800)
Total	**71,524**	**34,733**	**(36,791)**
COL CRK GAIN/LOSS STDY-ENG	10,000		(10,000)
Total	**10,000**		**(10,000)**
CAL CO DELTA MODELING-ENG	7,200		(7,200)
CAL CO DELTA MODELING-LEGAL	1,000		(1,000)

GUADALUPE-BLANCO RIVER AUTHORITY
WATER RESOURCES DIVISION - WORKPLAN AND BUDGET
FISCAL YEAR ENDING AUGUST 31, 2011

	FY 2010 BUDGET	FY 2011 BUDGET	FY 2010-2011 DIFFERENCE
CAL CO DELTA MODELING-BENEFITS	906		(906)
CAL CO DELTA MODELING-TRAVEL	2,000		(2,000)
CAL CO DELTA MODELING-A&G	707		(707)
CAL CO DELTA MODELING-NON-GENE	2,209		(2,209)
Total	**14,022**		**(14,022)**
BUD W/O-CLEAN RIVERS PROGRAM	(10,512)		10,512
BUD W/O-LOWER BASIN PROJECT	(47,628)		47,628
BUD W/O-LAKE MGMT	(40,311)		40,311
BUD W/O-WATER SUPPLY ALTERNAT	(121,653)		121,653
BUD W/O-GORGE	(60,696)		60,696
BUD W/O-MIDBASIN PROJECT	(96,075)		96,075
BUD W/O-SB1 PHASE 3	(66,711)		66,711
BUD W/O-JOHNSON RANC	(43,336)		43,336
BUD W/O-GERONIMO CREEK	(24,974)		24,974
BUD W/O-KENDALL CO FEASIBILITY	(53,642)		53,642
BUD W/O-INDUSTRIAL DEVEL PROJ	(28,125)		28,125
BUD W/O-MISC P/D	(123,977)		123,977
Total	**(717,640)**		**717,640**
TOTAL PROJECT DEVELOPMENT	**1,543,348**	**3,909,872**	**2,366,524**

GUADALUPE-BLANCO RIVER AUTHORITY
WATER RESOURCES DIVISION - WORKPLAN AND BUDGET
FISCAL YEAR ENDING AUGUST 31, 2011

	FY 2010 BUDGET	FY 2011 BUDGET	FY 2010-2011 DIFFERENCE
WIP - OPERATING			
BUILDING REMODEL-SERVICE	28,000	100,000	72,000
LKWD BOAT RAMP REHAB-REPAY		(75,000)	(75,000)
Total	**28,000**	**25,000**	**(3,000)**
OFFICE IMPROVEMENTS-SERVICE		3,000	3,000
Total		**3,000**	**3,000**
SIPHON GATE IMPROVMTS-SERVICE	12,000	12,000	
Total	**12,000**	**12,000**	
DEMOLISH MEANS HOUSE-SUPERV	578		(578)
DEMOLISH MEANS HOUSE-LABOR	1,308		(1,308)
DEMOLISH MEANS HOUSE-BENEFITS	773		(773)
DEMOLISH MEANS HOUSE-A&G	603		(603)
Total	**3,263**		**(3,263)**
TOTAL WIP - OPERATING	**43,263**	**40,000**	**(3,263)**

GUADALUPE-BLANCO RIVER AUTHORITY
WATER RESOURCES DIVISION - WORKPLAN AND BUDGET
FISCAL YEAR ENDING AUGUST 31, 2011

	FY 2010 BUDGET	FY 2011 BUDGET	FY 2010-2011 DIFFERENCE
WIP - CONSTRUCTION			
SUNFIELD IH35 DELIV PNT-TRAVEL	1,000		(1,000)
SUNFIELD IH35 DELIV PNT-SERVIC	250		(250)
SUNFIELD IH35 DELIV PNT-LEGAL	250		(250)
SUNFIELD IH35 DELIV PNT-PRO FE	1,000		(1,000)
SUNFIELD IH35 DELIV PNT-CONST	5,000		(5,000)
SUNFIELD IH35 DELIV PNT-MAT'L	500		(500)
SUNFIELD IH35 DELIV PNT-MISC	500		(500)
Total	**8,500**		**(8,500)**
REGIONAL RAW WTR DS-STAFF	48,070	39,037	(9,033)
REGIONAL RAW WTR DS-SUPERV	9,422		(9,422)
REGIONAL RAW WTR DS-BENEFITS	23,572	15,615	(7,957)
REGIONAL RAW WTR DS-TRAVEL	5,000		(5,000)
REGIONAL RAW WTR DS-SERVICE	2,500		(2,500)
REGIONAL RAW WTR DS-A&G	18,397	12,882	(5,515)
REGIONAL RAW WTR DS-LEGAL	2,500		(2,500)
REGIONAL RAW WTR DS-PROF FEE	100,000		(100,000)
REGIONAL RAW WTR DS-CONST	900,000		(900,000)
REGIONAL RAW WTR DS-MATL	2,500		(2,500)
REGIONAL RAW WTR DS-MISC	5,000		(5,000)
Total	**1,116,961**	**67,534**	**(1,049,427)**
KYLE/MONARCH DELVRY PNTS-STAFF	2,046		(2,046)
KYLE/MONARCH DELVRY PNTS-BENFT	839		(839)
KYLE/MONARCH DELVRY PNTS-TRAVL		500	500
KYLE/MONARCH DELVRY PNTS-SERVI		250	250
KYLE/MONARCH DELVRY PNTS-A&G	655		(655)
KYLE/MONARCH DELVRY PNTS-LEGAL		250	250
KYLE/MONARCH DELVRY PNTS-MAT'L		500	500
KYLE/MONARCH DELVRY PNTS-MISC		500	500
Total	**3,540**	**2,000**	**(1,540)**
CONST IH35 PIPELINE-STAFF	3,069		(3,069)
CONST IH35 PIPELINE-BENEFITS	1,258		(1,258)
CONST IH35 PIPELINE-A&G	982		(982)

GUADALUPE-BLANCO RIVER AUTHORITY
WATER RESOURCES DIVISION - WORKPLAN AND BUDGET
FISCAL YEAR ENDING AUGUST 31, 2011

	FY 2010 BUDGET	FY 2011 BUDGET	FY 2010-2011 DIFFERENCE
Total	**5,310**		**(5,310)**
TOTAL WIP - CONSTRUCTION	**1,134,311**	**69,534**	**(1,064,777)**

GUADALUPE-BLANCO RIVER AUTHORITY
WATER RESOURCES DIVISION - WORKPLAN AND BUDGET
FISCAL YEAR ENDING AUGUST 31, 2011

	FY 2011 BUDGET
AUTO & HEAVY EQUIPMENT	
2 TON ELECTRIC HOIST - MS GUAD II DRIVES	2,000
4 WHEEL DRIVE TRUCK - WATER QUALITY	35,000
Total AUTO & HEAVY EQUIPMENT	**37,000**
LABORATORY EQUIPMENT	
AUTOCLAVE	10,000
HOOD & VENT SYSTEM	8,000
REPLACEMENT OIL & GREASE UNIT	24,000
SEALER	4,000
Total LABORATORY EQUIPMENT	**46,000**
OFFICE FURN. & EQUIP.	
SCANNER	2,000
Total OFFICE FURN. & EQUIP.	**2,000**
AUTO & HEAVY EQUIPMENT	
REPLACEMENT ALL TERRAIN VEHICLE	7,000
REPLACEMENT TRUCK	32,000
Total AUTO & HEAVY EQUIPMENT	**39,000**
TOTAL CAPITAL ADDITIONS	**124,000**



Western Canyon WTP

The Western Canyon Water Treatment Plant, which began delivering treated water to customers on April 3, 2006, uses water from Canyon Reservoir to provide a firm supply of treated drinking water to area communities and water systems. Some of these customers, as well as many other area residents, depend upon wells drilled into the groundwater supplies of the Edwards and Trinity Aquifers. Some wells experience water quality and quantity problems during low rainfall or drought, and the Western Canyon water helps to supplement these sources.

The facility consists of a raw water intake at Comal Park on Canyon Lake, a 10 mgd micro-filtration water treatment plant at Startz Hill, two booster pump stations, and approximately 45 miles of raw and treated water pipelines. The employees at the plant are also responsible for monitoring the customer delivery points along the treated water transmission pipeline with the use of a SCADA (control and monitoring) system.

- Service Provided: Water treatment
- Location: Canyon Lake, TX
- Startup Operation Date: 2006
- Service Area: Comal & Kendall Co., TX
- Capacity: 10mgd
- # of Current Employees: 8
- Budgeted Revenue: $3,354,166

Western Canyon Division Organizational Chart

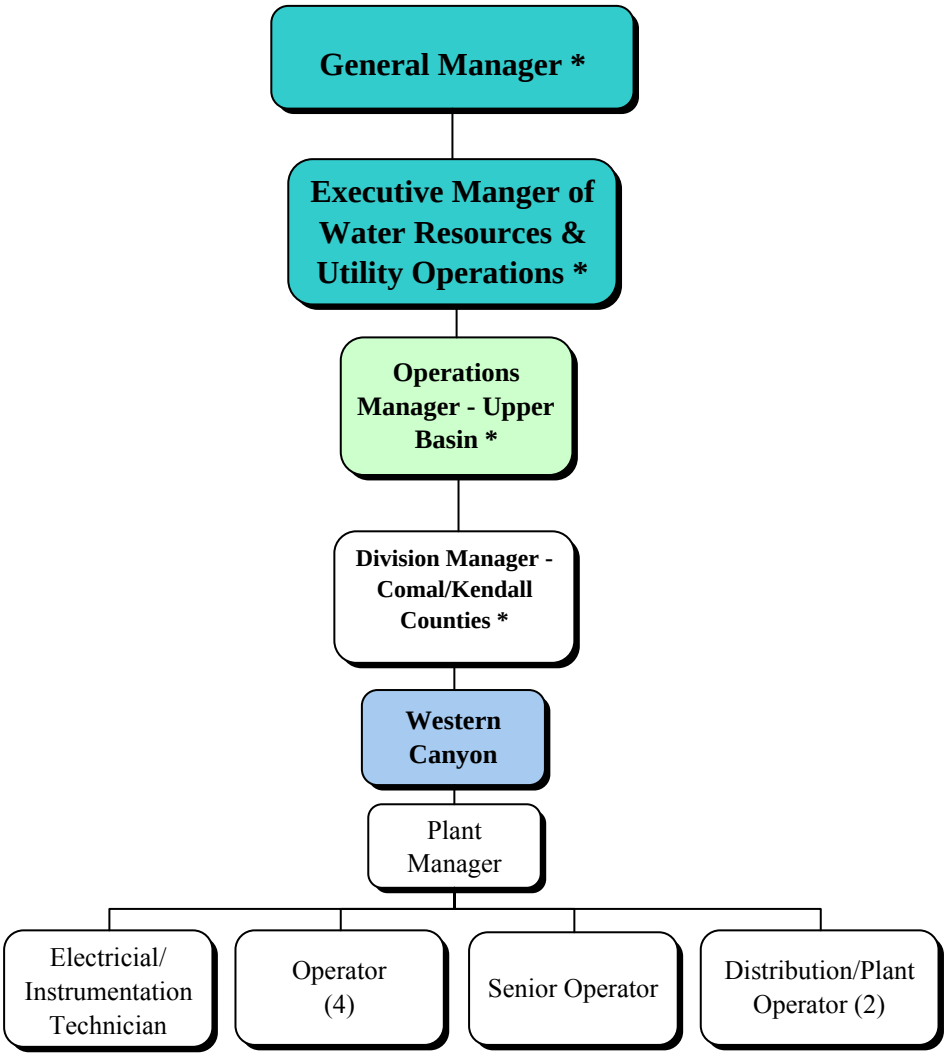

* GBRA employee from another Division

Staffing Summary

Western Canyon	# of Authorized Positions (FTE)		
	2009	2010	2011
Plant Manager	1	1	1
Electrical/Instrumentation Technician	1	1	1
Senior Operator	1	1	1
Operator	4	4	4
Distribution/Plant Operator	2	2	2
Total	**9**	**9**	**9**

Changes from FY 2009 to FY 2010
Distribution Lead Operator was changed to Senior Operator.

Changes from FY 2010 to FY 2011
No staffing changes for this division.

Budget Summary

Division: **Western Canyon**

Description

The Western Canyon Water Treatment Plant System, which began sending treated water to customers on April 3, 2006, is responsible for operating the raw water pump station located at Canyon Lake, the raw water pipeline, the water treatment plant, the treated water transmission pipeline, the Amman Road booster pump station and the FM 3351 booster pump station. The Western Canyon Water Treatment Plant is also monitoring the customer delivery points along the treated water transmission pipeline via SCADA. Customers of the Western Canyon Water Treatment Plant include San Antonio Water System, City of Fair Oaks Ranch, City of Boerne, City of Bulverde, Tapatio Springs/Kendall County Utility Company, Johnson Ranch and Cordillera Ranch.

The Cordillera Water Distribution System is responsible for operating the Cordillera Ranch Subdivision retail water system.

The Cordillera Waste Water Treatment System is responsible for operating the Cordillera Ranch Subdivision sewer system including the wastewater treatment plant, collection system and the individual sewer grinder pumps for each house.

The Comal Trace Water System was purchased by GBRA in December of 2006. The Comal Trace Water Distribution system is responsible for operating the distribution system, wells and pump station.

The Johnson Ranch Water Distribution System began operations in June of 2009. Currently, only the Johnson Ranch Elementary School is receiving water service at this time.

Objectives

The following objectives are the division's operating plan for FY 2011 in working toward the goals and objectives as outlined in the mission statement.

WATER RESOURCE MANAGEMENT GOAL

Western Canyon WTP
To … use water efficiently by coordinating raw and treated water deliveries with no unscheduled downtime.

To … complete work plan tasks within 90% of budget projections.

Cordillera WDS
To … oversee/inspect water construction projects to ensure quality construction and to optimize the use of water wells and provide customers reminders to customers regarding water conservation.

Cordillera WWTP
To … oversee/inspect wastewater construction projects to ensure quality construction.

Comal Trace WDS
To … optimize the use of water wells and provide reminders to customers regarding water conservation.

Johnson Ranch WDS
To … oversee/inspect water and wastewater construction projects to ensure quality construction

WATER QUALITY GOAL

Western Canyon WTP
To … meet or exceed Texas Commission on Environmental Quality and Environmental Protection Agency water quality requirements.

To … meet or exceed all water quality goals as outlined in the System's work plan and contract documents.

To … continue the reduction of T.H.M. formation through treatment techniques and testing.

Cordillera WDS
To … meet or exceed Texas Commission on Environmental Quality and Environmental Protection Agency water quality requirements.

Cordillera WWTP
To … meet or exceed Texas Commission on Environmental Quality and Environmental Protection Agency wastewater quality requirements.

Comal Trace WDS
To … meet or exceed Texas Commission on Environmental Quality and Environmental Protection Agency wastewater quality requirements.

Johnson Ranch WDS
To … meet or exceed Texas Commission on Environmental Quality and Environmental Protection Agency water quality requirements.

PUBLIC SERVICES GOAL

Western Canyon WTP
To … supply high quality potable water in quantities requested by the Customers and as outlined in the Customer contracts.

To … remain aware of local issues as related to water quality.

Cordillera WDS
To … meet with Cordillera owners twice per year to discuss Cordillera water system operations.

Cordillera WWTP
To … meet with Cordillera owners twice per year to discuss Cordillera wastewater operations.

Comal Trace WDS
To … meet with Comal Trace Home Owners Association Board once per year to discuss Comal Trace water operations.

Johnson Ranch WDS
To … meet with Johnson Ranch owners twice per year to discuss Cordillera water system operations.

ECONOMIC DEVELOPMENT GOAL

Western Canyon WTP
To … deal with all individuals we come into contact with as a potential customer.

To … assist in studies for delivering high quality potable water to entities located in the Plant service area.

To … maintain the plant as a “show place” and produce superior water.

To … participate in volunteer efforts in our community.

Cordillera WDS
To … deal with all individuals we come into contact with as a potential customer.

Cordillera WWTP
To … deal with all individuals we come into contact with as a potential customer.

Comal Trace WDS
To … deal with all individuals we come into contact with as a potential customer.

Johnson Ranch WDS
To … deal with all individuals we come into contact with as a potential customer.

TECHNICAL ASSISTANCE AND SUPPORT GOAL

Western Canyon WTP
To … work toward a maximum degree of water treatment training, licensing and certification for all employees.

To … provide assistance in regional potable water quality and supply studies.

Cordillera WDS
To … work toward a maximum degree of water treatment training, licensing and certification for all employees.

To … provide assistance in regional potable water quality and supply studies.

Cordillera WWTP
To … work toward a maximum degree of wastewater treatment training, licensing and certification for all employees.

To … provide assistance in regional potable water quality and wastewater service studies.

Comal Trace WDS
To … work toward a maximum degree of water treatment training, licensing and certification for all employees.

To … provide assistance in regional potable water quality and supply studies.

Johnson Ranch WDS
To … work toward a maximum degree of water treatment training, licensing and certification for all employees.

To … provide assistance in regional potable water quality and supply studies.

COMMUNICATION AND EDUCATION

Western Canyon WTP
To … maintain a positive public image and professional attitude.

To … host educational tours and serve as a TEEX training location as requested.

To … operate in a team environment that allows for efficient internal and external communications.

Cordillera WDS
To … provide all Custom ers with the annual Consumer Confidence Report that outlines the quality of their drinking water.

Cordillera WWTP
To … host educational tours at the Cordillera WWTP.

Comal Trace WDS
To … provide all Custom ers with the annual Consumer Confidence Report that outlines the quality of their drinking water.

Johnson Ranch WDS
To … maintain a positive public image and professional attitude.

(This page was intentionally left blank)

Budget Summary

REVENUES - Western Canyon

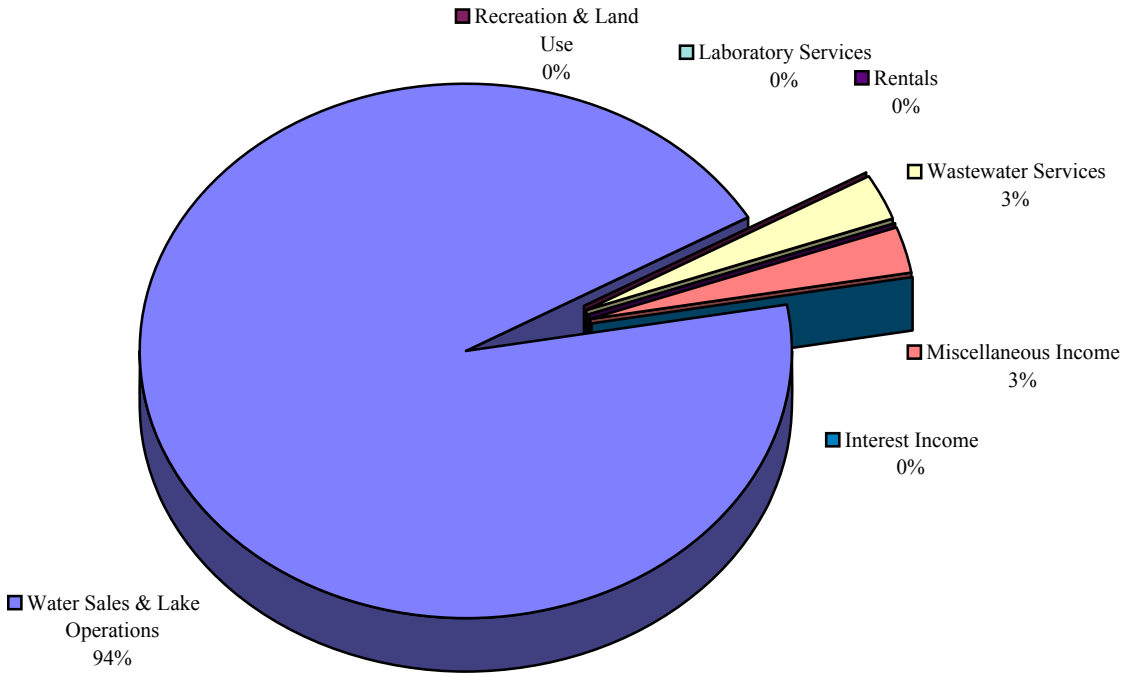

Revenues	FY 2009 Actual	FY 2010 Budget	FY 2011 Budget
Pollution & Industrial Financing			
Power Sales			
Water Sales & Lake Operations	3,955,087	3,798,166	3,823,809
Recreation & Land Use			
Wastewater Services	73,875	95,040	110,437
Laboratory Services			
Rentals			
Administrative & General			
Miscellaneous Income	88,202	150,158	117,373
Total Operating Revenue	**4,117,164**	**4,043,364**	**4,051,618**
Interest Income	306	600	360
Grand Total Revenues	**4,117,470**	**4,043,964**	**4,051,978**

Budget Summary

EXPENSES - Western Canyon

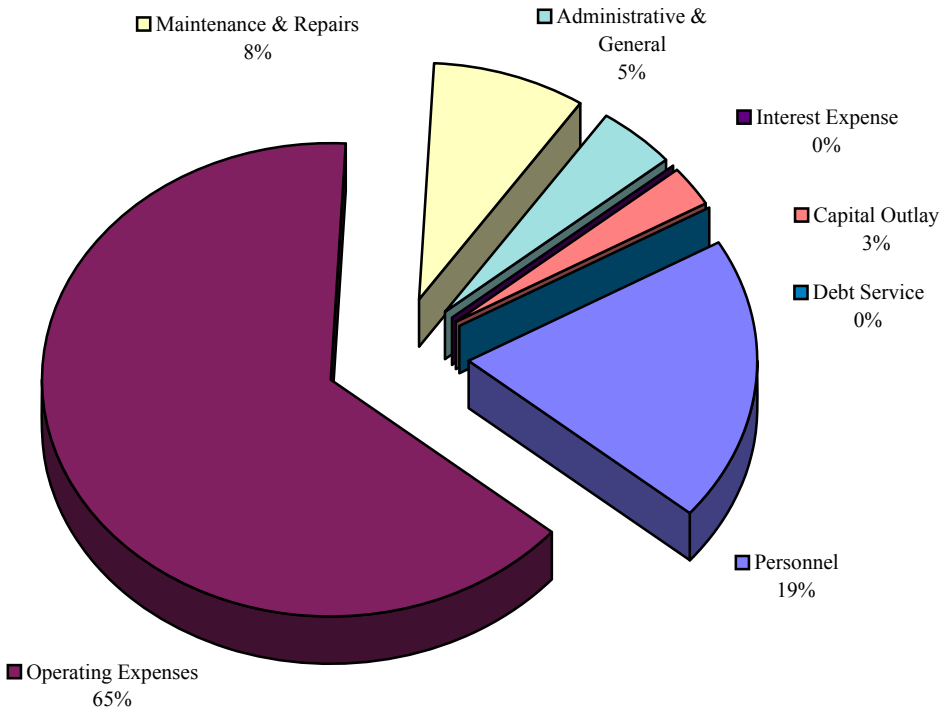

Expenses	FY 2009 Actual	FY 2010 Budget	FY 2011 Budget
Personnel	638,835	733,088	780,088
Operating Expenses	2,783,238	2,743,566	2,613,950
Maintenance & Repairs	252,476	312,419	341,027
Administrative & General	143,992	165,297	181,927
Total Operating Expenses	**3,818,542**	**3,954,370**	**3,916,992**
Interest Expense			
Capital Outlay	20,725	126,500	109,000
Debt Service	171,500		
Grand Total Expenses	**4,010,767**	**4,080,870**	**4,025,992**

Western Canyon Division
Western Canyon Water Treatment Plant System
Operating Plan For Fiscal Year Ending 8/31/11

BACKGROUND

The Western Canyon Water Treatment Plant System, which began sending treated water to customers on April 3, 2006, is responsible for operating the Raw Water pump station located at Canyon Lake, the raw water pipeline, the water treatment plant, the treated water transmission pipeline, the Amman Road booster pump station and the FM 3351 booster pump station. The Western Canyon Water Treatment Pant is also monitoring the customer delivery points along the treated water transmission pipeline via SCADA. Customers of the Western Canyon Water Treatment Plant include San Antonio Water System, City of Fair Oaks Ranch, City of Boerne, Canyon Lake Water Supply Company, Tapatio Springs/Kendall County Utility Company, Cordillera Ranch and Johnson Ranch.

REVENUE SOURCES AND TRENDS

Revenues are obtained through monthly water service fees to the wholesale customers. The rate charged to the customers is projected to remain the same at 92¢ per thousand gallons. This reflects GBRA's efforts to prioritize projects and to cost effectively operate the Western Canyon System for the benefit of the system's customers.

CAPITAL ADDITIONS AND OPERATING EXPENSES

Capital additions include $85,000 for the purchase of an evaporator system to evaporate CIP water. Funds for the evaporator system will be provided from revenue received from customers during FY 2011.

In an effort to provide advanced training and maintain Texas Commission on Environmental Quality water licenses for all division employees, operating personnel will attend several Texas Engineering Extension Service courses including a hazardous materials course. Personnel will also attend the Texas Water Utilities Association training, as well as, attend electrical training classes throughout the year. In-house training programs will be held on first aid, CPR, hazard communications and team training.

FUND BALANCE

Funds for the above listed capital additions and maintenance projects in addition to all of the other operating expenditures that are summarized in the following pages will be provided from revenues from customer billings as well as funds accumulated in prior years. In the upcoming FY 2011, the net change in fund balance is $11,970.

GUADALUPE-BLANCO RIVER AUTHORITY
WORKPLAN AND BUDGET
FISCAL YEAR ENDING AUGUST 31, 2011

050 - WESTERN CANYON WTP

	FY 2010 BUDGET	FY 2011 BUDGET	FY 2010-2011 DIFFERENCE
OPERATING REVENUES			
WATER SALES & LAKE OPERATIONS:			
W.C.-PLANT O&M	3,354,166	3,354,166	
Total WATER SALES & LAKE OPERATIONS	**3,354,166**	**3,354,166**	
TOTAL OPERATING REVENUES	**3,354,166**	**3,354,166**	
OPERATING EXPENSES			
STAFF TECHNICAL ASSISTANCE	22,397	24,723	2,326
SUPERVISION	82,247	83,912	1,665
LABOR	215,942	218,687	2,745
Total OPERATING SALARIES & WAGES	**320,586**	**327,322**	**6,736**
EMPLOYEE EXPENSES & BENEFITS:			
EMPLOYEES' TRAVEL	4,000	4,800	800
EMPLOYEE BENEFITS	165,792	165,430	(363)
Total EMPLOYEE EXPENSES & BENEFITS	**169,792**	**170,230**	**437**
OPERATING SUPPLIES & SERVICES:			
TRUCK OPERATING EXPENSES	15,500	16,395	895
EQUIPMENT RENTAL	2,000	2,340	340
DUES AND MEMBERSHIPS	700	700	
PUBLICATIONS AND BOOKS	100	100	
SMALL TOOLS EXPENSE	1,000	1,500	500
TRACTORS AND EQUIPMENT	1,500	1,500	
UNIFORMS AND LAUNDRY	3,500	4,380	880
PROCESS/SPECIAL OPERATING	500	500	
BIOSOLIDS DISPOSAL COSTS	185,000	150,000	(35,000)
TRAINING EXPENSES	7,000	6,000	(1,000)
SAFETY & EMERG. EXPENSES	7,000	6,000	(1,000)
SECURITY EXPENSE	500	500	
POWER & UTILITIES-TREATED WTR	460,000	460,000	
POWER & UTILITIES-RAW WATER	780,000	780,000	
POWER & UTILITIES-AMMAN RD	168,000	168,000	
POWER & UTILITIES-FM3351	6,000	6,000	
AUXILLARY POWER EXPENSE	500	4,500	4,000
CHLORINE	18,000	16,000	(2,000)
ALUM/FERRIC/CITRIC ACID	275,000	250,000	(25,000)
SODIUM BISULFATE	3,500	3,500	

GUADALUPE-BLANCO RIVER AUTHORITY
WORKPLAN AND BUDGET
FISCAL YEAR ENDING AUGUST 31, 2011

050 - WESTERN CANYON WTP

	FY 2010 BUDGET	FY 2011 BUDGET	FY 2010-2011 DIFFERENCE
CAUSTIC	40,000	20,000	(20,000)
SODIUM HYPOCHLORITE	30,000	24,000	(6,000)
LAB SUPPLIES & EXPENSES	60,000	40,000	(20,000)
C.I.P. DISPOSAL EXPENSES	260,600	230,000	(30,600)
PROFESSIONAL FEES	30,000	30,000	
CONTRACT LABOR	5,000	5,000	
INSPECTION FEES	3,500	3,500	
COMMUNICATIONS	11,000	8,000	(3,000)
OFFICE SUPPLIES & EXPENSES	4,000	4,000	
COMPUTER SUPPLIES & SERVICE	5,143	5,143	
BANK SERVICE FEES	3,100	1,100	(2,000)
INSURANCE EXPENSE	47,496	47,517	21
MISCELLANEOUS EXPENSES	3,000	4,000	1,000
Total OPERATING SUPPLIES & SERVICES	**2,438,139**	**2,300,175**	**(137,964)**
MAINTENANCE & REPAIR			
LABOR	83,785	86,252	2,467
MATERIAL	75,739	79,239	3,500
SERVICES	132,704	157,738	25,034
Total MAINTENANCE & REPAIR	**292,228**	**323,229**	**31,001**
TOTAL OPERATING & MAINTENANCE	**3,220,747**	**3,120,956**	**(99,790)**
ADMINISTRATIVE & GENERAL:			
A & G EXPENSES	129,399	136,479	7,080
Total ADMINISTRATIVE & GENERAL	**129,399**	**136,479**	**7,080**
TOTAL OPERATING EXPENSES	**3,350,146**	**3,257,436**	**(92,710)**
NET OPERATING INCOME	**4,020**	**96,730**	**92,710**

GUADALUPE-BLANCO RIVER AUTHORITY
WORKPLAN AND BUDGET
FISCAL YEAR ENDING AUGUST 31, 2011

050 - WESTERN CANYON WTP

	FY 2010 BUDGET	FY 2011 BUDGET	FY 2010-2011 DIFFERENCE
OPERATING REVENUES	3,354,166	3,354,166	
OPERATING EXPENSES	(3,350,146)	(3,257,436)	92,710
NET OPERATING INCOME	**4,020**	**96,730**	**92,710**
NON-OPERATING REVENUES (EXPENSES)			
INTEREST INCOME:			
INT ON OPERATING FUNDS	480	240	(240)
Total INTEREST INCOME	**480**	**240**	**(240)**
TOTAL NON-OPERATING REVENUES (EXPENSES)	**480**	**240**	**(240)**
CHANGE IN NET ASSETS	**4,500**	**96,970**	**92,470**
CHANGE IN RESTRICTED FUNDS	**100,000**		**(100,000)**
INTERFUND LOANS			
DEBT CAPITAL			
TOTAL FUNDS AVAILABLE	**104,500**	**96,970**	**(7,530)**
PURCHASES OF FIXED ASSETS			
STRUCTURES & IMPROVEMENTS	100,000		(100,000)
AUTO & HEAVY EQUIPMENT		85,000	85,000
MISCELLANEOUS EQUIPMENT	4,500		(4,500)
Total PURCHASES OF FIXED ASSETS	**104,500**	**85,000**	**(19,500)**
WORK IN PROGRESS			
DEBT SERVICE			
TOTAL FUNDS APPLIED	**104,500**	**85,000**	**(19,500)**
NET CHANGE IN FUND BALANCE		**11,970**	**11,970**

GUADALUPE-BLANCO RIVER AUTHORITY
WORKPLAN AND BUDGET
FISCAL YEAR ENDING AUGUST 31, 2011

050 - WESTERN CANYON WTP

	FY 2010 BUDGET	FY 2011 BUDGET	FY 2010-2011 DIFFERENCE
SALARIES & WAGES DETAIL			
STAFF TECHNICAL ASSISTANCE:			
STA- SUPERVISION	13,122	17,773	4,651
STA- CLERICAL	9,275	6,950	(2,325)
Total STAFF TECHNICAL ASSISTANCE	**22,397**	**24,723**	**2,326**
SUPERVISION:			
SUPERVISION	82,247	83,912	1,665
Total SUPERVISION	**82,247**	**83,912**	**1,665**
OPERATING LABOR:			
CLERICAL	268	546	278
REG- OPERATING LABOR	181,424	183,332	1,908
OVT- OPERATING LABOR	34,251	34,809	558
Total OPERATING LABOR	**215,942**	**218,687**	**2,745**
MAINTENANCE & REPAIR			
M&R-LABOR:			
REG/LBR- OTHER	69,051	70,957	1,906
Total M&R-LABOR	**69,051**	**70,957**	**1,906**
M&R-OVERTIME:			
OVT/LBR- OTHER	14,735	15,295	561
Total M&R-OVERTIME	**14,735**	**15,295**	**561**
Total MAINTENANCE & REPAIR	**83,785**	**86,252**	**2,467**
WORK IN PROGRESS			
PROJECT DEVELOPMENT			
TOTAL SALARIES & WAGES	**404,372**	**413,574**	**9,202**

GUADALUPE-BLANCO RIVER AUTHORITY
WORKPLAN AND BUDGET
FISCAL YEAR ENDING AUGUST 31, 2011

050 - WESTERN CANYON WTP

	FY 2010 BUDGET	FY 2011 BUDGET	FY 2010-2011 DIFFERENCE
MAINTENANCE & REPAIR DETAIL			
LABOR:			
REG/LBR- OTHER	69,051	70,957	1,906
OVT/LBR- OTHER	14,735	15,295	561
Total LABOR	**83,785**	**86,252**	**2,467**
MATERIAL:			
M&R/MAT- GROUNDS	1,500	1,500	
M&R/MAT- BUILDING	2,000	2,000	
M&R/MAT- CHEM FEED SYSTEM	7,500	7,500	
M&R/MAT- CLEARWELL	1,000	1,500	500
M&R/MAT- H.S. PUMPSTATION	1,500	1,500	
M&R/MAT- PONDS & LAGOONS	3,000	3,000	
M&R/MAT- ELECTRICAL/INSTRUMNT	3,000	3,000	
M&R/MAT- COMPRESSED AIR SYSTEM	5,500	5,500	
M&R/MAT- TRUCK	1,000	1,000	
M&R/MAT- TOOLS & EQUIPMENT	1,000	1,000	
M&R/MAT- ROADS	500	500	
M&R/MAT- H.S. METER	500	500	
M&R/MAT- SCADA	12,739	12,739	
M&R/MAT- MEMBRANE SYSTEM	17,000	17,000	
M&R/MAT- FLOC	2,000	2,000	
M&R/MAT- R.W. PUMP STATION	5,500	5,500	
M&R/MAT- T.W. PUMP STATION	2,000	2,000	
M&R/MAT- R.W. TRANS. LINE	2,000	3,000	1,000
M&R/MAT- T.W. TRANS. LINE	4,000	6,000	2,000
M&R/MAT- OTHER	2,500	2,500	
Total MATERIAL	**75,739**	**79,239**	**3,500**
SERVICES:			
M&R/SER- GROUNDS	17,500	15,000	(2,500)
M&R/SER- BUILDING	6,500	6,500	
M&R/SER- CHEM FEED SYSTEM	5,000	5,000	
M&R/SER- CLEARWELL	2,500	5,000	2,500
M&R/SER- H.S. PUMPSTATION	5,000	5,000	
M&R/SER- PONDS & LAGOONS	2,500	2,500	
M&R/SER- ELECTRICAL/INSTRUMNT	10,000	24,000	14,000
M&R/SER- COMPRESSED AIR SYSTEM	3,000	3,000	
M&R/SER- TRUCK	2,000	2,000	
M&R/SER- TOOLS & EQUIPMENT	500	1,584	1,084
M&R/SER- ROADS	1,500	1,500	
M&R/SER- H.S. METER	500	500	
M&R/SER- PREDICTIVE MAINT	10,000	10,000	

GUADALUPE-BLANCO RIVER AUTHORITY
WORKPLAN AND BUDGET
FISCAL YEAR ENDING AUGUST 31, 2011

050 - WESTERN CANYON WTP

	FY 2010 BUDGET	FY 2011 BUDGET	FY 2010-2011 DIFFERENCE
M&R/SER- SCADA	7,500	7,500	
M&R/SER- MEMBRANE SYSTEM	7,204	7,204	
M&R/SER- FLOC	1,000	1,000	
M&R/SER- R.W. PUMP STATION	10,500	20,000	9,500
M&R/SER- T.W. PUMP STATION	5,000	5,000	
M&R/SER- R.W. TRANS LINE	7,500	7,500	
M&R/SER- T.W. TRANS LINE	25,000	25,000	
M&R/SER- OTHER	2,500	2,950	450
Total SERVICES	**132,704**	**157,738**	**25,034**
TOTAL MAINTENANCE & REPAIR	**292,228**	**323,229**	**31,001**

GUADALUPE-BLANCO RIVER AUTHORITY
WORKPLAN AND BUDGET
FISCAL YEAR ENDING AUGUST 31, 2011

WESTERN CANYON WTP

	FY 2011 BUDGET
AUTO & HEAVY EQUIPMENT	
EVAPORATOR SYSTEM FOR CIP WASTE	85,000
Total AUTO & HEAVY EQUIPMENT	**85,000**
TOTAL CAPITAL ADDITIONS	**85,000**

Western Canyon Division
Cordillera Ranch Subdivision Water System
Operating Plan For Fiscal Year Ending 8/31/11

BACKGROUND

GBRA's Cordillera Ranch Water System is responsible for operating the Cordillera Ranch Subdivision retail water system.

REVENUE SOURCES AND TRENDS

Revenues are obtained through connection fees for water service, tap fees, monthly water service fees and charges to the Cordillera Ranch developer. Revenues are projected to be $286,333, a 17% increase over FY 2010. The majority of the increase reflects the continued growth of water consumption in the Cordillera Subdivision.

CAPITAL ADDITIONS AND OPERATING EXPENSES

Operating expenses include $1,500 for Laboratory expenses, $1,132 for operating chemicals and $32,150 material and services related to maintaining and repairing booster pumps, water wells and distribution system. Capital additions for FY 2011 include the installation of a new 12 inch water valve in the water distribution system and the purchase of the upgrade automated meter read system including software upgrade.

In an effort to provide advanced training and maintain Texas Commission on Environmental Quality water licenses for all division employees, operating personnel will attend several Texas Engineering Extension Service courses including a hazardous materials course. In-house training programs will be held on first aid, CPR, hazard communications and team training.

FUND BALANCE

Funds for the above listed capital additions and maintenance projects as well as all of the other operating expenditures that are summarized in the following pages will be provided using revenues from customer billings. Since water rates and the resulting revenues are based upon the operating costs of the System, and any revenue surpluses or deficits must be exchanged with the developers of the Cordillera Ranch, the resultant change is fund balance amounts to $0.

GUADALUPE-BLANCO RIVER AUTHORITY
WORKPLAN AND BUDGET
FISCAL YEAR ENDING AUGUST 31, 2011

052 - CORDILLERA WDS

	FY 2010 BUDGET	FY 2011 BUDGET	FY 2010-2011 DIFFERENCE
OPERATING REVENUES			
WATER SALES & LAKE OPERATIONS:			
WATER SALES	198,000	254,611	56,611
Total WATER SALES & LAKE OPERATIONS	**198,000**	**254,611**	**56,611**
MISCELLANEOUS INCOME:			
WATER CONNECT/INSPECT FEE-COR	8,250	16,500	8,250
CHARGES TO DEVELOPERS	37,728	14,622	(23,106)
MISCELLANEOUS REVENUES	600	600	
Total MISCELLANEOUS INCOME	**46,578**	**31,722**	**(14,856)**
TOTAL OPERATING REVENUES	**244,578**	**286,333**	**41,755**
OPERATING EXPENSES			
STAFF TECHNICAL ASSISTANCE	5,509	11,343	5,834
SUPERVISION	4,443	4,536	93
LABOR	26,103	30,363	4,260
Total OPERATING SALARIES & WAGES	**36,054**	**46,241**	**10,187**
EMPLOYEE EXPENSES & BENEFITS:			
EMPLOYEES' TRAVEL	750	1,386	636
EMPLOYEE BENEFITS	16,174	19,881	3,707
Total EMPLOYEE EXPENSES & BENEFITS	**16,924**	**21,267**	**4,343**
OPERATING SUPPLIES & SERVICES:			
TRUCK OPERATING EXPENSES	7,000	1,000	(6,000)
TECH. TRUCK EXPENSES	50		(50)
DUES AND MEMBERSHIPS	50	50	
PUBLICATIONS AND BOOKS	75	75	
SMALL TOOLS EXPENSE	500	500	
WATER METERS	5,000	2,500	(2,500)
UNIFORMS AND LAUNDRY	150	150	
TRAINING EXPENSES	450	200	(250)
SAFETY & EMERG. EXPENSES	350	350	
SECURITY EXPENSE	250	100	(150)
POWER AND UTILITIES	9,000	10,500	1,500
CHLORINE	1,132	1,132	
AMMONIA	2,500		(2,500)

GUADALUPE-BLANCO RIVER AUTHORITY
WORKPLAN AND BUDGET
FISCAL YEAR ENDING AUGUST 31, 2011

052 - CORDILLERA WDS

	FY 2010 BUDGET	FY 2011 BUDGET	FY 2010-2011 DIFFERENCE
LAB SUPPLIES & EXPENSES	2,000	1,500	(500)
PROFESSIONAL FEES	5,000		(5,000)
CORDILLERA PLANT EXPENSES	3,400	1,000	(2,400)
INSPECTION FEES	1,000	1,000	
COMMUNICATIONS	1,123	500	(623)
OFFICE SUPPLIES & EXPENSES	100	500	400
COMPUTER SUPPLIES & SERVICE	250	250	
BANK SERVICE FEES	1,500	1,500	
INSURANCE EXPENSE	1,412	1,412	
MISCELLANEOUS EXPENSES	600	300	(300)
Total OPERATING SUPPLIES & SERVICES	**42,892**	**24,519**	**(18,373)**
MAINTENANCE & REPAIR			
LABOR	3,394	3,462	68
MATERIAL	17,800	18,800	1,000
SERVICES	11,750	8,350	(3,400)
Total MAINTENANCE & REPAIR	**32,944**	**30,612**	**(2,332)**
TOTAL OPERATING & MAINTENANCE	**128,815**	**122,640**	**(6,175)**
ADMINISTRATIVE & GENERAL:			
A & G EXPENSES	12,623	16,402	3,779
Total ADMINISTRATIVE & GENERAL	**12,623**	**16,402**	**3,779**
WATER PURCHASES/DELIVERY:			
INTERDIVISION WATER PURCH	82,140	107,791	25,651
INTERDIV WATER PURCH-RAW	21,000	22,000	1,000
Total WATER PURCHASES/DELIVERY	**103,140**	**129,791**	**26,651**
TOTAL OPERATING EXPENSES	**244,578**	**268,833**	**24,255**
NET OPERATING INCOME		**17,500**	**17,500**

GUADALUPE-BLANCO RIVER AUTHORITY
WORKPLAN AND BUDGET
FISCAL YEAR ENDING AUGUST 31, 2011

052 - CORDILLERA WDS

	FY 2010 BUDGET	FY 2011 BUDGET	FY 2010-2011 DIFFERENCE
OPERATING REVENUES	244,578	286,333	41,755
OPERATING EXPENSES	(244,578)	(268,833)	(24,255)
NET OPERATING INCOME		**17,500**	**17,500**
NON-OPERATING REVENUES (EXPENSES)			
TOTAL NON-OPERATING REVENUES (EXPENSES)			
CHANGE IN NET ASSETS		**17,500**	**17,500**
INTERFUND LOANS			
DEBT CAPITAL			
TOTAL FUNDS AVAILABLE		**17,500**	**17,500**
PURCHASES OF FIXED ASSETS			
AUTO & HEAVY EQUIPMENT		17,500	17,500
Total PURCHASES OF FIXED ASSETS		**17,500**	**17,500**
WORK IN PROGRESS			
DEBT SERVICE			
TOTAL FUNDS APPLIED		**17,500**	**17,500**
NET CHANGE IN FUND BALANCE		**()**	**()**

GUADALUPE-BLANCO RIVER AUTHORITY
WORKPLAN AND BUDGET
FISCAL YEAR ENDING AUGUST 31, 2011

052 - CORDILLERA WDS

	FY 2010 BUDGET	FY 2011 BUDGET	FY 2010-2011 DIFFERENCE
SALARIES & WAGES DETAIL			
STAFF TECHNICAL ASSISTANCE:			
STA- SUPERVISION	1,838	6,657	4,819
STA- CLERICAL	3,671	4,686	1,014
Total STAFF TECHNICAL ASSISTANCE	**5,509**	**11,343**	**5,834**
SUPERVISION:			
SUPERVISION	4,443	4,536	93
Total SUPERVISION	**4,443**	**4,536**	**93**
OPERATING LABOR:			
CLERICAL	446	364	(82)
REG- OPERATING LABOR	22,692	26,472	3,780
OVT- OPERATING LABOR	2,964	3,526	562
Total OPERATING LABOR	**26,103**	**30,363**	**4,260**
MAINTENANCE & REPAIR			
M&R-LABOR:			
REG/LBR- OTHER	2,952	3,010	59
Total M&R-LABOR	**2,952**	**3,010**	**59**
M&R-OVERTIME:			
OVT/LBR- OTHER	443	452	9
Total M&R-OVERTIME	**443**	**452**	**9**
Total MAINTENANCE & REPAIR	**3,394**	**3,462**	**68**
WORK IN PROGRESS			
PROJECT DEVELOPMENT			
TOTAL SALARIES & WAGES	**39,449**	**49,703**	**10,255**

GUADALUPE-BLANCO RIVER AUTHORITY
WORKPLAN AND BUDGET
FISCAL YEAR ENDING AUGUST 31, 2011

052 - CORDILLERA WDS

	FY 2010 BUDGET	FY 2011 BUDGET	FY 2010-2011 DIFFERENCE
MAINTENANCE & REPAIR DETAIL			
LABOR:			
REG/LBR- OTHER	2,952	3,010	59
OVT/LBR- OTHER	443	452	9
Total LABOR	**3,394**	**3,462**	**68**
MATERIAL:			
M&R MAT- CORDILLERA METERS	2,000	2,000	
M&R/MAT- PUMPS AND MOTORS	4,000	4,000	
M&R/MAT- SCADA	1,000	1,000	
M&R/MAT- WATER SYSTEM	10,000	11,000	1,000
M&R/MAT- WATER WELL	800	800	
Total MATERIAL	**17,800**	**18,800**	**1,000**
SERVICES:			
M&R/SER- CORDILLERA METERS	350	350	
M&R/SER- PUMPS AND MOTORS	1,000	1,000	
M&R/SER- SCADA	2,000	2,000	
M&R/SER- WATER SYSTEM	5,000	2,500	(2,500)
M&R/SER- WATER WELL	3,400	2,500	(900)
Total SERVICES	**11,750**	**8,350**	**(3,400)**
TOTAL MAINTENANCE & REPAIR	**32,944**	**30,612**	**(2,332)**

GUADALUPE-BLANCO RIVER AUTHORITY
WORKPLAN AND BUDGET
FISCAL YEAR ENDING AUGUST 31, 2011

CORDILLERA WDS

	FY 2011 BUDGET
AUTO & HEAVY EQUIPMENT	
12" VALVE ON RIO CORDILLERA	11,000
METER READING SYSTEM - 1/2 COST	6,500
Total AUTO & HEAVY EQUIPMENT	**17,500**
TOTAL CAPITAL ADDITIONS	**17,500**

Western Canyon Division
Cordillera Ranch Subdivision Sewer System
Operating Plan For Fiscal Year Ending 8/31/11

BACKGROUND

GBRA's Cordillera Ranch Sewer System is responsible for operating the Cordillera Ranch Subdivision sewer system including the collection system and the individual sewer grinder pumps for each house.

REVENUE SOURCES AND TRENDS

Revenues are obtained through connection fees for sewer service, monthly sewer service fees and charges to the Cordillera Ranch developer. Total revenues are projected to decrease to $180,092 from $196,735 in FY 2010. This decrease is reflective of an overall reduction in the system's budgeted expenditures for FY 2011 particularly in the area of capital additions and project development.

CAPITAL ADDITIONS AND OPERATING EXPENSES

Capital additions and significant operating expenses for the ensuing fiscal year include $4,000 for biosolids disposal costs, $7,500 for laboratory expenses and $1,259 for insurance expense.

In an effort to provide advanced training and maintain Texas Commission on Environmental Quality water licenses for all division employees, operating personnel will attend several Texas Engineering Extension Service courses including a hazardous materials course. In-house training programs will be held on first aid, CPR, hazard communications and team training.

FUND BALANCE

Funds for the above listed capital additions and maintenance projects as well as all of the other operating expenditures that are summarized in the following pages will be provided in part from revenues from customer billings and in part from make-up payments from the developer. As such, GBRA does not over-recover nor under-recover its costs and therefore the net change in fund balance for FY 2011 is $0.

GUADALUPE-BLANCO RIVER AUTHORITY
WORKPLAN AND BUDGET
FISCAL YEAR ENDING AUGUST 31, 2011

053 - CORDILLERA WWTP

	FY 2010 BUDGET	FY 2011 BUDGET	FY 2010-2011 DIFFERENCE
OPERATING REVENUES			
WASTEWATER SERVICES:			
SEWER FEES-CORDILLERA	95,040	102,960	7,920
Total WASTEWATER SERVICES	**95,040**	**102,960**	**7,920**
MISCELLANEOUS INCOME:			
SEWER CONNECT/INSPECT FEE-CO	40,000	41,000	1,000
CHARGES TO DEVELOPERS	61,295	35,532	(25,763)
MISCELLANEOUS REVENUES	400	600	200
Total MISCELLANEOUS INCOME	**101,695**	**77,132**	**(24,563)**
TOTAL OPERATING REVENUES	**196,735**	**180,092**	**(16,643)**
OPERATING EXPENSES			
STAFF TECHNICAL ASSISTANCE	3,251	4,516	1,265
SUPERVISION	5,205	4,291	(913)
LABOR	30,694	37,373	6,679
Total OPERATING SALARIES & WAGES	**39,149**	**46,180**	**7,031**
EMPLOYEE EXPENSES & BENEFITS:			
EMPLOYEES' TRAVEL		1,302	1,302
EMPLOYEE BENEFITS	18,169	20,579	2,410
Total EMPLOYEE EXPENSES & BENEFITS	**18,169**	**21,881**	**3,712**
OPERATING SUPPLIES & SERVICES:			
TRUCK OPERATING EXPENSES	2,000	2,000	
DUES AND MEMBERSHIPS	50	50	
PUBLICATIONS AND BOOKS	75	75	
SMALL TOOLS EXPENSE	350	150	(200)
UNIFORMS AND LAUNDRY	150	150	
BIOSOLIDS DISPOSAL COSTS		4,000	4,000
TRAINING EXPENSES	750	750	
SAFETY & EMERG. EXPENSES	1,000	1,000	
SECURITY EXPENSE	250	250	
POWER AND UTILITIES	16,000	16,000	
PUMP STATION POWER/UTILIT	2,500	2,500	
AUXILLARY POWER EXPENSE		1,000	1,000
OPERATING CHEMICALS	1,000	1,000	

GUADALUPE-BLANCO RIVER AUTHORITY
WORKPLAN AND BUDGET
FISCAL YEAR ENDING AUGUST 31, 2011

053 - CORDILLERA WWTP

	FY 2010 BUDGET	FY 2011 BUDGET	FY 2010-2011 DIFFERENCE
CHLORINE	500	2,000	1,500
LAB SUPPLIES & EXPENSES	6,500	7,500	1,000
PROFESSIONAL FEES	1,000	1,500	500
CONTRACT LABOR	5,000		(5,000)
INSPECTION FEES	1,000	1,500	500
COMMUNICATIONS	2,500	3,300	800
OFFICE SUPPLIES & EXPENSES	500	500	
COMPUTER SUPPLIES & SERVICE	500	1,000	500
BANK SERVICE FEES	1,500	1,500	
INSURANCE EXPENSE	1,259	1,259	
MISCELLANEOUS EXPENSES	1,500	4,000	2,500
Total OPERATING SUPPLIES & SERVICES	**45,884**	**52,984**	**7,100**
MAINTENANCE & REPAIR			
LABOR	5,165	5,268	103
MATERIAL	14,000	15,300	1,300
SERVICES	23,026	21,500	(1,526)
Total MAINTENANCE & REPAIR	**42,191**	**42,068**	**(123)**
TOTAL OPERATING & MAINTENANCE	**145,394**	**163,114**	**17,720**
ADMINISTRATIVE & GENERAL:			
A & G EXPENSES	14,181	16,978	2,797
Total ADMINISTRATIVE & GENERAL	**14,181**	**16,978**	**2,797**
TOTAL OPERATING EXPENSES	**159,574**	**180,092**	**20,517**
NET OPERATING INCOME	**37,161**	**0**	**(37,161)**

GUADALUPE-BLANCO RIVER AUTHORITY
WORKPLAN AND BUDGET
FISCAL YEAR ENDING AUGUST 31, 2011

053 - CORDILLERA WWTP

	FY 2010 BUDGET	FY 2011 BUDGET	FY 2010-2011 DIFFERENCE
OPERATING REVENUES	196,735	180,092	(16,643)
OPERATING EXPENSES	(159,574)	(180,092)	(20,517)
NET OPERATING INCOME	**37,161**	**0**	**(37,161)**
NON-OPERATING REVENUES (EXPENSES)			
TOTAL NON-OPERATING REVENUES (EXPENSES)			
CHANGE IN NET ASSETS	**37,161**	**0**	**(37,161)**
INTERFUND LOANS			
DEBT CAPITAL			
TOTAL FUNDS AVAILABLE	**37,161**	**0**	**(37,161)**
PURCHASES OF FIXED ASSETS			
MISCELLANEOUS EQUIPMENT	22,000		(22,000)
Total PURCHASES OF FIXED ASSETS	**22,000**		**(22,000)**
WORK IN PROGRESS			
PROJECT DEVELOPMENT	**15,161**		**(15,161)**
DEBT SERVICE			
TOTAL FUNDS APPLIED	**37,161**		**(37,161)**
NET CHANGE IN FUND BALANCE		**0**	**0**

GUADALUPE-BLANCO RIVER AUTHORITY
WORKPLAN AND BUDGET
FISCAL YEAR ENDING AUGUST 31, 2011

053 - CORDILLERA WWTP

	FY 2010 BUDGET	FY 2011 BUDGET	FY 2010-2011 DIFFERENCE
SALARIES & WAGES DETAIL			
STAFF TECHNICAL ASSISTANCE:			
STA- SUPERVISION	1,181	1,784	604
STA- CLERICAL	2,070	2,732	661
Total STAFF TECHNICAL ASSISTANCE	**3,251**	**4,516**	**1,265**
SUPERVISION:			
SUPERVISION	5,205	4,291	(913)
Total SUPERVISION	**5,205**	**4,291**	**(913)**
OPERATING LABOR:			
CLERICAL	223	410	186
REG- OPERATING LABOR	24,774	29,978	5,203
OVT- OPERATING LABOR	5,696	6,986	1,290
Total OPERATING LABOR	**30,694**	**37,373**	**6,679**
MAINTENANCE & REPAIR			
M&R-LABOR:			
REG/LBR- OTHER	2,952	3,010	59
Total M&R-LABOR	**2,952**	**3,010**	**59**
M&R-OVERTIME:			
OVT/LBR- OTHER	2,214	2,258	44
Total M&R-OVERTIME	**2,214**	**2,258**	**44**
Total MAINTENANCE & REPAIR	**5,165**	**5,268**	**103**
WORK IN PROGRESS			
PROJECT DEVELOPMENT			
PD-STAFF:			
CORDILLERA WWTP CONST-STAFF	8,185		(8,185)
Total PD-STAFF	**8,185**		**(8,185)**
Total PROJECT DEVELOPMENT	**8,185**		**(8,185)**
TOTAL SALARIES & WAGES	**52,500**	**51,449**	**(1,052)**

GUADALUPE-BLANCO RIVER AUTHORITY
WORKPLAN AND BUDGET
FISCAL YEAR ENDING AUGUST 31, 2011

053 - CORDILLERA WWTP

	FY 2010 BUDGET	FY 2011 BUDGET	FY 2010-2011 DIFFERENCE
MAINTENANCE & REPAIR DETAIL			
LABOR:			
REG/LBR- OTHER	2,952	3,010	59
OVT/LBR- OTHER	2,214	2,258	44
Total LABOR	**5,165**	**5,268**	**103**
MATERIAL:			
M&R/MAT- PUMPS AND MOTORS	5,000	5,000	
M&R/MAT- WWTP BIOSOLIDS REMOVL	1,000	1,000	
M&R/MAT- WWTP SCADA	1,000	1,000	
M&R/MAT- SEWER PUMP	3,000	3,000	
M&R/MAT- SEWER LINE	1,000	2,300	1,300
M&R/MAT- WWTP MAINT EXPENSES	3,000	3,000	
Total MATERIAL	**14,000**	**15,300**	**1,300**
SERVICES:			
M&R/SER- PUMPS AND MOTORS	1,500	5,000	3,500
M&R/SER- WWTP BIOSOLIDS REMOVL	7,026	1,000	(6,026)
M&R/SER- WWTP SCADA	3,500	3,500	
M&R/SER- SEWER TANK PUMPING		1,000	1,000
M&R/MAT- SEWER PUMP	3,000	3,000	
M&R/SER- SEWER LINE	5,000	5,000	
M&R/SER- WWTP MAINT EXPENSES	3,000	3,000	
Total SERVICES	**23,026**	**21,500**	**(1,526)**
TOTAL MAINTENANCE & REPAIR	**42,191**	**42,068**	**(123)**

GUADALUPE-BLANCO RIVER AUTHORITY
WORKPLAN AND BUDGET
FISCAL YEAR ENDING AUGUST 31, 2011

053 - CORDILLERA WWTP

	FY 2010 BUDGET	FY 2011 BUDGET	FY 2010-2011 DIFFERENCE
PROJECT DEVELOPMENT			
CORDILLERA WWTP CONST-STAFF	8,185		(8,185)
CORDILLERA WWTP CONST-ENG	1,000		(1,000)
CORDILLERA WWTP CONST-BENEFITS	3,356		(3,356)
CORDILLERA WWTP CONST-A&G	2,619		(2,619)
Total	**15,161**		**(15,161)**
TOTAL PROJECT DEVELOPMENT	**15,161**		**(15,161)**

Western Canyon Division
Comal Trace Subdivision Water System
Operating Plan For Fiscal Year Ending 8/31/11

BACKGROUND

GBRA purchased the Comal Trace Subdivision Water System in December of 2006. The Comal Trace Water System consists of 4 water wells and a pump station. This groundwater system is supplemented with treated surface water produced at GBRA's Western Canyon Water Treatment Plant.

REVENUE SOURCES AND TRENDS

Revenues are obtained through connection fees for water service, tap fees and monthly water service fees. Revenues are projected to be $196,285 in FY 2011 which compares to a FY 2010 revenue projection of $217,885. This projected revenue decrease is the result of lower than expected water consumption per customer.

CAPITAL ADDITIONS AND OPERATING EXPENSES

Operating expenses include $63,729 for interdivisional water transfer costs from the Western Canyon Regional Water Supply Project and $34,150 for material and services related to maintaining and repairing the water wells and distribution system.

In an effort to provide advanced training and maintain Texas Commission on Environmental Quality water licenses for all division employees, operating personnel will attend several Texas Engineering Extension Service courses including a hazardous materials course. In-house training programs will be held on first aid, CPR, hazard communications and team training.

FUND BALANCE

Funds for the above listed capital additions and maintenance projects as well as all of the other operating expenditures that are summarized in the following pages will be provided using revenues from customer billings. The resultant change in fund balance amounts to $14,016 after all budgeted revenue and expenditures are considered.

GUADALUPE-BLANCO RIVER AUTHORITY
WORKPLAN AND BUDGET
FISCAL YEAR ENDING AUGUST 31, 2011

054 - COMAL TRACE WDS

	FY 2010 BUDGET	FY 2011 BUDGET	FY 2010-2011 DIFFERENCE
OPERATING REVENUES			
WATER SALES & LAKE OPERATIONS:			
WATER SALES	216,000	194,400	(21,600)
Total WATER SALES & LAKE OPERATIONS	**216,000**	**194,400**	**(21,600)**
MISCELLANEOUS INCOME:			
WATER CONNECT/INSPECT FEES	1,485	1,485	
MISCELLANEOUS REVENUES	400	400	
Total MISCELLANEOUS INCOME	**1,885**	**1,885**	
TOTAL OPERATING REVENUES	**217,885**	**196,285**	**(21,600)**
OPERATING EXPENSES			
STAFF TECHNICAL ASSISTANCE	4,273	5,938	1,666
SUPERVISION	4,204	4,291	87
LABOR	13,275	14,333	1,058
Total OPERATING SALARIES & WAGES	**21,752**	**24,563**	**2,811**
EMPLOYEE EXPENSES & BENEFITS:			
EMPLOYEES' TRAVEL		540	540
EMPLOYEE BENEFITS	10,219	11,120	900
Total EMPLOYEE EXPENSES & BENEFITS	**10,219**	**11,660**	**1,440**
OPERATING SUPPLIES & SERVICES:			
TRUCK OPERATING EXPENSES	1,500	1,500	
WATER METERS	2,500	2,500	
TRAINING EXPENSES	450	450	
SAFETY & EMERG. EXPENSES	100	404	304
POWER AND UTILITIES	14,400	14,400	
CHLORINE	350	350	
LAB SUPPLIES & EXPENSES	750	1,000	250
PROFESSIONAL FEES	2,500	2,000	(500)
CONTRACT LABOR	500	500	
INSPECTION FEES	500	500	
COMMUNICATIONS	200	500	300
OFFICE SUPPLIES & EXPENSES	250	550	300
BANK SERVICE FEES	3,000	1,500	(1,500)
INSURANCE EXPENSE	723	723	

GUADALUPE-BLANCO RIVER AUTHORITY
WORKPLAN AND BUDGET
FISCAL YEAR ENDING AUGUST 31, 2011

054 - COMAL TRACE WDS

	FY 2010 BUDGET	FY 2011 BUDGET	FY 2010-2011 DIFFERENCE
MISCELLANEOUS EXPENSES	2,500	2,500	
Total OPERATING SUPPLIES & SERVICES	**30,223**	**29,377**	**(846)**
MAINTENANCE & REPAIR			
LABOR	3,173	3,236	63
MATERIAL	17,750	18,400	650
SERVICES	15,250	15,750	500
Total MAINTENANCE & REPAIR	**36,173**	**37,386**	**1,213**
TOTAL OPERATING & MAINTENANCE	**98,367**	**102,986**	**4,619**
ADMINISTRATIVE & GENERAL:			
A & G EXPENSES	7,976	9,174	1,198
Total ADMINISTRATIVE & GENERAL	**7,976**	**9,174**	**1,198**
WATER PURCHASES/DELIVERY:			
INTERDIVISION WATER PURCH	63,729	63,729	
Total WATER PURCHASES/DELIVERY	**63,729**	**63,729**	
TOTAL OPERATING EXPENSES	**170,072**	**175,889**	**5,817**
NET OPERATING INCOME	**47,813**	**20,396**	**(27,417)**

GUADALUPE-BLANCO RIVER AUTHORITY
WORKPLAN AND BUDGET
FISCAL YEAR ENDING AUGUST 31, 2011

054 - COMAL TRACE WDS

	FY 2010 BUDGET	FY 2011 BUDGET	FY 2010-2011 DIFFERENCE
OPERATING REVENUES	217,885	196,285	(21,600)
OPERATING EXPENSES	(170,072)	(175,889)	(5,817)
NET OPERATING INCOME	**47,813**	**20,396**	**(27,417)**
NON-OPERATING REVENUES (EXPENSES)			
INTEREST INCOME:			
INT ON OPERATING FUNDS	120	120	
Total INTEREST INCOME	**120**	**120**	
TOTAL NON-OPERATING REVENUES (EXPENSES)	**120**	**120**	
CHANGE IN NET ASSETS	**47,933**	**20,516**	**(27,417)**
INTERFUND LOANS			
DEBT CAPITAL			
TOTAL FUNDS AVAILABLE	**47,933**	**20,516**	**(27,417)**
PURCHASES OF FIXED ASSETS			
AUTO & HEAVY EQUIPMENT		6,500	6,500
Total PURCHASES OF FIXED ASSETS		**6,500**	**6,500**
WORK IN PROGRESS			
DEBT SERVICE			
TOTAL FUNDS APPLIED		**6,500**	**6,500**
NET CHANGE IN FUND BALANCE	**47,933**	**14,016**	**(33,917)**

GUADALUPE-BLANCO RIVER AUTHORITY
WORKPLAN AND BUDGET
FISCAL YEAR ENDING AUGUST 31, 2011

054 - COMAL TRACE WDS

	FY 2010 BUDGET	FY 2011 BUDGET	FY 2010-2011 DIFFERENCE
SALARIES & WAGES DETAIL			
STAFF TECHNICAL ASSISTANCE:			
STA- SUPERVISION	852	1,391	539
STA- CLERICAL	3,421	4,548	1,127
Total STAFF TECHNICAL ASSISTANCE	**4,273**	**5,938**	**1,666**
SUPERVISION:			
SUPERVISION	4,204	4,291	87
Total SUPERVISION	**4,204**	**4,291**	**87**
OPERATING LABOR:			
CLERICAL	446	273	(173)
REG- OPERATING LABOR	10,435	11,364	929
OVT- OPERATING LABOR	2,394	2,696	302
Total OPERATING LABOR	**13,275**	**14,333**	**1,058**
MAINTENANCE & REPAIR			
M&R-LABOR:			
REG/LBR- OTHER	2,952	3,010	59
Total M&R-LABOR	**2,952**	**3,010**	**59**
M&R-OVERTIME:			
OVT/LBR- OTHER	221	226	4
Total M&R-OVERTIME	**221**	**226**	**4**
Total MAINTENANCE & REPAIR	**3,173**	**3,236**	**63**
WORK IN PROGRESS			
PROJECT DEVELOPMENT			
TOTAL SALARIES & WAGES	**24,925**	**27,799**	**2,875**

GUADALUPE-BLANCO RIVER AUTHORITY
WORKPLAN AND BUDGET
FISCAL YEAR ENDING AUGUST 31, 2011

054 - COMAL TRACE WDS

	FY 2010 BUDGET	FY 2011 BUDGET	FY 2010-2011 DIFFERENCE
MAINTENANCE & REPAIR DETAIL			
LABOR:			
REG/LBR- OTHER	2,952	3,010	59
OVT/LBR- OTHER	221	226	4
Total LABOR	**3,173**	**3,236**	**63**
MATERIAL:			
M&R/MAT- PUMPS	3,000	3,000	
M&R/MAT- EQUIPMENT	750	1,400	650
M&R/MAT- METERS	2,000	1,000	(1,000)
M&R/MAT- WELLS	2,000	3,000	1,000
M&R/MAT- DISTRIBUTION SYSTEM	9,000	9,000	
M&R/MAT- OTHER	1,000	1,000	
Total MATERIAL	**17,750**	**18,400**	**650**
SERVICES:			
M&R/SER- PUMPS	500	1,000	500
M&R/SER- EQUIPMENT	750	750	
M&R/SER- METERS	500	500	
M&R/SER- WELLS	7,000	7,000	
M&R/SER- DISTRIBUTION SYSTEM	4,000	4,000	
M&R/SER- OTHER	2,500	2,500	
Total SERVICES	**15,250**	**15,750**	**500**
TOTAL MAINTENANCE & REPAIR	**36,173**	**37,386**	**1,213**

GUADALUPE-BLANCO RIVER AUTHORITY
WORKPLAN AND BUDGET
FISCAL YEAR ENDING AUGUST 31, 2011

COMAL TRACE WDS

	FY 2011 BUDGET
AUTO & HEAVY EQUIPMENT	
METER READING SYSTEM - 1/2 COST	6,500
Total AUTO & HEAVY EQUIPMENT	**6,500**
TOTAL CAPITAL ADDITIONS	**6,500**

Western Canyon Division
Johnson Ranch Water Distribution System
Operating Plan For Fiscal Year Ending 8/31/11

BACKGROUND

GBRA initiated treated surface water deliveries from the Western Canyon Water Treatment Plant to the Johnson Ranch development in June 2009. At the present time, the only customer of the Johnson Ranch Water Distribution System is a new Comal I.S.D. school.

REVENUE SOURCES AND TRENDS

Revenues are obtained through connection fees for water service, tap fees, monthly water service fees and charges to developers. Revenues are projected to be $27,266 during FY 2011.

CAPITAL ADDITIONS AND OPERATING EXPENSES

Operating expenses include $6,000 for interdivisional water transfer costs from the Western Canyon Regional Water Supply Project, $5,950 for material and services related to maintaining and repairing the system, $500 for truck operating costs and $3,500 for lab supplies.

FUND BALANCE

Funds for the above listed maintenance projects as well as all of the other operating expenditures that are summarized in the following pages will be provided using revenues from customer billings. Since water rates and the resulting revenues, including any year-end budget-to-actual make up payments from the developer, are based upon the operating costs of the System, the resultant change in fund balance amounts to $0.

GUADALUPE-BLANCO RIVER AUTHORITY
WORKPLAN AND BUDGET
FISCAL YEAR ENDING AUGUST 31, 2011

055 - JOHNSON RANCH WDS

	FY 2010 BUDGET	FY 2011 BUDGET	FY 2010-2011 DIFFERENCE
OPERATING REVENUES			
WATER SALES & LAKE OPERATIONS:			
WATER SALES	30,000	20,632	(9,368)
Total WATER SALES & LAKE OPERATIONS	**30,000**	**20,632**	**(9,368)**
MISCELLANEOUS INCOME:			
CHARGES TO DEVELOPERS		6,634	6,634
Total MISCELLANEOUS INCOME		**6,634**	**6,634**
TOTAL OPERATING REVENUES	**30,000**	**27,266**	**(2,734)**
OPERATING EXPENSES			
STAFF TECHNICAL ASSISTANCE		2,961	2,961
SUPERVISION	3,492	2,618	(874)
LABOR		23	23
Total OPERATING SALARIES & WAGES	**3,492**	**5,602**	**2,110**
EMPLOYEE EXPENSES & BENEFITS:			
EMPLOYEES' TRAVEL		250	250
EMPLOYEE BENEFITS	1,432	2,241	809
Total EMPLOYEE EXPENSES & BENEFITS	**1,432**	**2,491**	**1,059**
OPERATING SUPPLIES & SERVICES:			
TRUCK OPERATING EXPENSES	4,500	500	(4,000)
DUES AND MEMBERSHIPS		25	25
SMALL TOOLS EXPENSE		100	100
TRAINING EXPENSES	150	150	
SAFETY & EMERG. EXPENSES	150	150	
LAB SUPPLIES & EXPENSES	1,400	3,500	2,100
INSPECTION FEES		500	500
OFFICE SUPPLIES & EXPENSES	100	100	
MISCELLANEOUS EXPENSES	350	350	
Total OPERATING SUPPLIES & SERVICES	**6,650**	**5,375**	**(1,275)**
MAINTENANCE & REPAIR			

GUADALUPE-BLANCO RIVER AUTHORITY
WORKPLAN AND BUDGET
FISCAL YEAR ENDING AUGUST 31, 2011

055 - JOHNSON RANCH WDS

	FY 2010 BUDGET	FY 2011 BUDGET	FY 2010-2011 DIFFERENCE
MATERIAL	1,700	2,200	500
SERVICES	2,700	3,750	1,050
Total MAINTENANCE & REPAIR	**4,400**	**5,950**	**1,550**
TOTAL OPERATING & MAINTENANCE	**15,973**	**19,417**	**3,444**
ADMINISTRATIVE & GENERAL:			
A & G EXPENSES	1,117	1,849	731
Total ADMINISTRATIVE & GENERAL	**1,117**	**1,849**	**731**
WATER PURCHASES/DELIVERY:			
INTERDIVISION WATER PURCH	12,909	6,000	(6,909)
Total WATER PURCHASES/DELIVERY	**12,909**	**6,000**	**(6,909)**
TOTAL OPERATING EXPENSES	**30,000**	**27,266**	**(2,734)**
NET OPERATING INCOME		**0**	**0**

GUADALUPE-BLANCO RIVER AUTHORITY
WORKPLAN AND BUDGET
FISCAL YEAR ENDING AUGUST 31, 2011

055 - JOHNSON RANCH WDS

	FY 2010 BUDGET	FY 2011 BUDGET	FY 2010-2011 DIFFERENCE
OPERATING REVENUES	30,000	27,266	(2,734)
OPERATING EXPENSES	(30,000)	(27,266)	2,734
NET OPERATING INCOME		**0**	**0**
NON-OPERATING REVENUES (EXPENSES)			
TOTAL NON-OPERATING REVENUES (EXPENSES)			
CHANGE IN NET ASSETS		**0**	**0**
INTERFUND LOANS			
DEBT CAPITAL			
TOTAL FUNDS AVAILABLE		**0**	**0**
PURCHASES OF FIXED ASSETS			
WORK IN PROGRESS			
DEBT SERVICE			
TOTAL FUNDS APPLIED			
NET CHANGE IN FUND BALANCE		**0**	**0**

GUADALUPE-BLANCO RIVER AUTHORITY
WORKPLAN AND BUDGET
FISCAL YEAR ENDING AUGUST 31, 2011

055 - JOHNSON RANCH WDS

	FY 2010 BUDGET	FY 2011 BUDGET	FY 2010-2011 DIFFERENCE
SALARIES & WAGES DETAIL			
STAFF TECHNICAL ASSISTANCE:			
STA- SUPERVISION		926	926
STA- CLERICAL		2,034	2,034
Total STAFF TECHNICAL ASSISTANCE		**2,961**	**2,961**
SUPERVISION:			
SUPERVISION	3,492	2,618	(874)
Total SUPERVISION	**3,492**	**2,618**	**(874)**
OPERATING LABOR:			
CLERICAL		23	23
Total OPERATING LABOR		**23**	**23**
MAINTENANCE & REPAIR			
Total MAINTENANCE & REPAIR			
WORK IN PROGRESS			
PROJECT DEVELOPMENT			
TOTAL SALARIES & WAGES	**3,492**	**5,602**	**2,110**

GUADALUPE-BLANCO RIVER AUTHORITY
WORKPLAN AND BUDGET
FISCAL YEAR ENDING AUGUST 31, 2011

055 - JOHNSON RANCH WDS

	FY 2010 BUDGET	FY 2011 BUDGET	FY 2010-2011 DIFFERENCE
MAINTENANCE & REPAIR DETAIL			
MATERIAL:			
M&R MAT- METERS	500	500	
M&R/MAT- PUMPS AND MOTORS		250	250
M&R/MAT- EQUIPMENT	250		(250)
M&R/MAT- WATER SYSTEM		500	500
M&R/MAT- DISTRIBUTION SYSTEM	500	500	
M&R/MAT- OTHER	450	450	
Total MATERIAL	**1,700**	**2,200**	**500**
SERVICES:			
M&R/SER- METERS	500	500	
M&R/SER- PUMPS AND MOTORS		250	250
M&R/SER- EQUIPMENT	250		(250)
M&R/SER- WATER SYSTEM		1,500	1,500
M&R/SER- DISTRIBUTION SYSTEM	1,500	1,500	
M&R/SER- OTHER	450		(450)
Total SERVICES	**2,700**	**3,750**	**1,050**
TOTAL MAINTENANCE & REPAIR	**4,400**	**5,950**	**1,550**

Western Canyon Division
Johnson Ranch Wastewater Treatment Plant System
Operating Plan For Fiscal Year Ending 8/31/11

BACKGROUND

GBRA initiated treated surface water deliveries from the Western Canyon Water Treatment Plant to the Johnson Ranch development in June 2009. At the present time, the only customer of the Johnson Ranch Water Distribution System is a new Comal I.S.D. school. The related Johnson Ranch Wastewater Treatment Plant System is under development. Until the new plant is complete, the only customer in the Johnson Ranch Development will use a septic tank system to properly dispose of wastes.

REVENUE SOURCES AND TRENDS

Revenues will be obtained through connection fees for wastewater service, tap fees, monthly wastewater service fees and charges to developers. Revenues are projected to be $7,477 during FY 2011.

CAPITAL ADDITIONS AND OPERATING EXPENSES

Operating expenses during the early development phase of this new plant are limited to personnel costs of $5,477 and insurance of $2,000.

FUND BALANCE

Funds for the above listed maintenance projects as well as all of the other operating expenditures that are summarized in the following pages will be provided using revenues from customer billings. Since water rates and the resulting revenues, including any year-end budget-to-actual make up payments from the developer, are based upon the operating costs of the System, the resultant change in fund balance amounts to $0.

GUADALUPE-BLANCO RIVER AUTHORITY
WORKPLAN AND BUDGET
FISCAL YEAR ENDING AUGUST 31, 2011

056 - JOHNSON RANCH WWTP

	FY 2010 BUDGET	FY 2011 BUDGET	FY 2010-2011 DIFFERENCE
OPERATING REVENUES			
WASTEWATER SERVICES:			
SEWER FEES		7,477	7,477
Total WASTEWATER SERVICES		**7,477**	**7,477**
TOTAL OPERATING REVENUES		**7,477**	**7,477**
OPERATING EXPENSES			
STAFF TECHNICAL ASSISTANCE		2,715	2,715
SUPERVISION		428	428
LABOR		23	23
Total OPERATING SALARIES & WAGES		**3,166**	**3,166**
EMPLOYEE EXPENSES & BENEFITS:			
EMPLOYEE BENEFITS		1,266	1,266
Total EMPLOYEE EXPENSES & BENEFITS		**1,266**	**1,266**
OPERATING SUPPLIES & SERVICES:			
INSURANCE EXPENSE		2,000	2,000
Total OPERATING SUPPLIES & SERVICES		**2,000**	**2,000**
MAINTENANCE & REPAIR			
TOTAL OPERATING & MAINTENANCE		**6,432**	**6,432**
ADMINISTRATIVE & GENERAL:			
A & G EXPENSES		1,045	1,045
Total ADMINISTRATIVE & GENERAL		**1,045**	**1,045**
TOTAL OPERATING EXPENSES		**7,477**	**7,477**

GUADALUPE-BLANCO RIVER AUTHORITY
WORKPLAN AND BUDGET
FISCAL YEAR ENDING AUGUST 31, 2011

056 - JOHNSON RANCH WWTP

	FY 2010 BUDGET	FY 2011 BUDGET	FY 2010-2011 DIFFERENCE
OPERATING REVENUES		7,477	7,477
OPERATING EXPENSES		(7,477)	(7,477)
NET OPERATING INCOME			
NON-OPERATING REVENUES (EXPENSES)			
TOTAL NON-OPERATING REVENUES (EXPENSES)			
CHANGE IN NET ASSETS			
INTERFUND LOANS			
DEBT CAPITAL			
TOTAL FUNDS AVAILABLE			
PURCHASES OF FIXED ASSETS			
WORK IN PROGRESS			
DEBT SERVICE			
TOTAL FUNDS APPLIED			
NET CHANGE IN FUND BALANCE			

GUADALUPE-BLANCO RIVER AUTHORITY
WORKPLAN AND BUDGET
FISCAL YEAR ENDING AUGUST 31, 2011

056 - JOHNSON RANCH WWTP

	FY 2010 BUDGET	FY 2011 BUDGET	FY 2010-2011 DIFFERENCE
SALARIES & WAGES DETAIL			
STAFF TECHNICAL ASSISTANCE:			
STA- SUPERVISION		896	896
STA- CLERICAL		1,819	1,819
Total STAFF TECHNICAL ASSISTANCE		**2,715**	**2,715**
SUPERVISION:			
SUPERVISION		428	428
Total SUPERVISION		**428**	**428**
OPERATING LABOR:			
CLERICAL		23	23
Total OPERATING LABOR		**23**	**23**
MAINTENANCE & REPAIR			
Total MAINTENANCE & REPAIR			
WORK IN PROGRESS			
PROJECT DEVELOPMENT			
TOTAL SALARIES & WAGES		**3,166**	**3,166**

The systems within this division are independent systems. The inclusion of the following Division level consolidation pages is for information purposes only.

GUADALUPE-BLANCO RIVER AUTHORITY
WESTERN CANYON DIVISION - WORKPLAN AND BUDGET
FISCAL YEAR ENDING AUGUST 31, 2011

	FY 2010 BUDGET	FY 2011 BUDGET	FY 2010-2011 DIFFERENCE
OPERATING REVENUES			
WATER SALES & LAKE OPERATIONS:			
WATER SALES	444,000	469,643	25,643
W.C.-PLANT O&M	3,354,166	3,354,166	
Total WATER SALES & LAKE OPERATIONS	**3,798,166**	**3,823,809**	**25,643**
WASTEWATER SERVICES:			
SEWER FEES	95,040	110,437	15,397
Total WASTEWATER SERVICES	**95,040**	**110,437**	**15,397**
MISCELLANEOUS INCOME:			
WATER CONNECT/INSPECT FEE	9,735	17,985	8,250
SEWER CONNECT/INSPECT FEE-CO	40,000	41,000	1,000
CHARGES TO DEVELOPERS	99,023	56,788	(42,235)
MISCELLANEOUS REVENUES	1,400	1,600	200
Total MISCELLANEOUS INCOME	**150,158**	**117,373**	**(32,785)**
TOTAL OPERATING REVENUES	**4,043,364**	**4,051,618**	**8,255**
OPERATING EXPENSES			
STAFF TECHNICAL ASSISTANCE	35,430	52,196	16,766
SUPERVISION	99,591	100,077	486
LABOR	286,013	300,802	14,788
Total OPERATING SALARIES & WAGES	**421,034**	**453,074**	**32,040**
EMPLOYEE EXPENSES & BENEFITS:			
EMPLOYEES' TRAVEL	4,750	8,278	3,528
EMPLOYEE BENEFITS	211,786	220,517	8,731
Total EMPLOYEE EXPENSES & BENEFITS	**216,536**	**228,795**	**12,259**
OPERATING SUPPLIES & SERVICES:			
TRUCK OPERATING EXPENSES	30,500	21,395	(9,105)
TECH. TRUCK EXPENSES	50		(50)
EQUIPMENT RENTAL	2,000	2,340	340
DUES AND MEMBERSHIPS	800	825	25
PUBLICATIONS AND BOOKS	250	250	
SMALL TOOLS EXPENSE	1,850	2,250	400
TRACTORS AND EQUIPMENT	1,500	1,500	
WATER METERS	7,500	5,000	(2,500)

GUADALUPE-BLANCO RIVER AUTHORITY
WESTERN CANYON DIVISION - WORKPLAN AND BUDGET
FISCAL YEAR ENDING AUGUST 31, 2011

	FY 2010 BUDGET	FY 2011 BUDGET	FY 2010-2011 DIFFERENCE
UNIFORMS AND LAUNDRY	3,800	4,680	880
PROCESS/SPECIAL OPERATING	500	500	
BIOSOLIDS DISPOSAL COSTS	185,000	154,000	(31,000)
TRAINING EXPENSES	8,800	7,550	(1,250)
SAFETY & EMERG. EXPENSES	8,600	7,904	(696)
SECURITY EXPENSE	1,000	850	(150)
POWER AND UTILITIES	499,400	500,900	1,500
PUMP STATION POWER/UTILIT	2,500	2,500	
POWER & UTILITIES-RAW WATER	780,000	780,000	
POWER & UTILITIES-AMMAN RD	168,000	168,000	
POWER & UTILITIES-FM3351	6,000	6,000	
AUXILLARY POWER EXPENSE	500	5,500	5,000
OPERATING CHEMICALS	1,000	1,000	
CHLORINE	19,982	19,482	(500)
AMMONIA	2,500		(2,500)
ALUM/FERRIC/CITRIC ACID	275,000	250,000	(25,000)
SODIUM BISULFATE	3,500	3,500	
CAUSTIC	40,000	20,000	(20,000)
SODIUM HYPOCHLORITE	30,000	24,000	(6,000)
LAB SUPPLIES & EXPENSES	70,650	53,500	(17,150)
C.I.P. DISPOSAL EXPENSES	260,600	230,000	(30,600)
PROFESSIONAL FEES	38,500	33,500	(5,000)
CONTRACT LABOR	10,500	5,500	(5,000)
CORDILLERA PLANT EXPENSES	3,400	1,000	(2,400)
INSPECTION FEES	6,000	7,000	1,000
COMMUNICATIONS	14,823	12,300	(2,523)
OFFICE SUPPLIES & EXPENSES	4,950	5,650	700
COMPUTER SUPPLIES & SERVICE	5,893	6,393	500
BANK SERVICE FEES	9,100	5,600	(3,500)
INSURANCE EXPENSE	50,890	52,911	2,021
MISCELLANEOUS EXPENSES	7,950	11,150	3,200
Total OPERATING SUPPLIES & SERVICES	**2,563,788**	**2,414,430**	**(149,358)**
MAINTENANCE & REPAIR			
LABOR	95,518	98,219	2,701
MATERIAL	126,989	133,939	6,950
SERVICES	185,430	207,088	21,658
Total MAINTENANCE & REPAIR	**407,937**	**439,246**	**31,309**
TOTAL OPERATING & MAINTENANCE	**3,609,295**	**3,535,545**	**(73,750)**
ADMINISTRATIVE & GENERAL:			
A & G EXPENSES	165,297	181,927	16,630

GUADALUPE-BLANCO RIVER AUTHORITY
WESTERN CANYON DIVISION - WORKPLAN AND BUDGET
FISCAL YEAR ENDING AUGUST 31, 2011

	FY 2010 BUDGET	FY 2011 BUDGET	FY 2010-2011 DIFFERENCE
Total ADMINISTRATIVE & GENERAL	**165,297**	**181,927**	**16,630**
WATER PURCHASES/DELIVERY:			
INTERDIVISION WATER PURCH	158,778	177,520	18,742
INTERDIV WATER PURCH-RAW	21,000	22,000	1,000
Total WATER PURCHASES/DELIVERY	**179,778**	**199,520**	**19,742**
TOTAL OPERATING EXPENSES	**3,954,370**	**3,916,992**	**(37,378)**
NET OPERATING INCOME	**88,994**	**134,627**	**45,633**

GUADALUPE-BLANCO RIVER AUTHORITY
WESTERN CANYON DIVISION - WORKPLAN AND BUDGET
FISCAL YEAR ENDING AUGUST 31, 2011

	FY 2010 BUDGET	FY 2011 BUDGET	FY 2010-2011 DIFFERENCE
OPERATING REVENUES	4,043,364	4,051,618	8,255
OPERATING EXPENSES	(3,954,370)	(3,916,992)	37,378
NET OPERATING INCOME	**88,994**	**134,627**	**45,633**
NON-OPERATING REVENUES (EXPENSES)			
INTEREST INCOME:			
INT ON OPERATING FUND	600	360	(240)
Total INTEREST INCOME	**600**	**360**	**(240)**
TOTAL NON-OPERATING REVENUES (EXPENSES)	**600**	**360**	**(240)**
CHANGE IN NET ASSETS	**89,594**	**134,987**	**45,393**
CHANGE IN RESTRICTED FUNDS	**100,000**		**(100,000)**
INTERFUND LOANS			
DEBT CAPITAL			
TOTAL FUNDS AVAILABLE	**189,594**	**134,987**	**(54,607)**
PURCHASES OF FIXED ASSETS			
STRUCTURES & IMPROVEMENTS	100,000		(100,000)
AUTO & HEAVY EQUIPMENT		109,000	109,000
MISCELLANEOUS EQUIPMENT	26,500		(26,500)
Total PURCHASES OF FIXED ASSETS	**126,500**	**109,000**	**(17,500)**
WORK IN PROGRESS			
PROJECT DEVELOPMENT	**15,161**		**(15,161)**
DEBT SERVICE			
TOTAL FUNDS APPLIED	**141,661**	**109,000**	**(32,661)**
NET CHANGE IN FUND BALANCE	**47,933**	**25,987**	**(21,946)**

GUADALUPE-BLANCO RIVER AUTHORITY
WESTERN CANYON DIVISION - WORKPLAN AND BUDGET
FISCAL YEAR ENDING AUGUST 31, 2011

	FY 2010 BUDGET	FY 2011 BUDGET	FY 2010-2011 DIFFERENCE
SALARIES & WAGES DETAIL			
STAFF TECHNICAL ASSISTANCE:			
STA- SUPERVISION	16,993	29,428	12,435
STA- CLERICAL	18,437	22,768	4,331
Total STAFF TECHNICAL ASSISTANCE	**35,430**	**52,196**	**16,766**
SUPERVISION:			
SUPERVISION	99,591	100,077	486
Total SUPERVISION	**99,591**	**100,077**	**486**
OPERATING LABOR:			
CLERICAL	1,383	1,638	255
REG- OPERATING LABOR	239,325	251,146	11,821
OVT- OPERATING LABOR	45,305	48,017	2,712
Total OPERATING LABOR	**286,013**	**300,802**	**14,788**
MAINTENANCE & REPAIR			
M&R-LABOR:			
REG/LBR- OTHER	77,906	79,988	2,083
Total M&R-LABOR	**77,906**	**79,988**	**2,083**
M&R-OVERTIME:			
OVT/LBR- OTHER	17,613	18,231	618
Total M&R-OVERTIME	**17,613**	**18,231**	**618**
Total MAINTENANCE & REPAIR	**95,518**	**98,219**	**2,701**
WORK IN PROGRESS			
PROJECT DEVELOPMENT			
PD-STAFF:			
CORDILLERA WWTP CONST-STAFF	8,185		(8,185)
Total PD-STAFF	**8,185**		**(8,185)**
Total PROJECT DEVELOPMENT	**8,185**		**(8,185)**
TOTAL SALARIES & WAGES	**524,737**	**551,293**	**26,556**

GUADALUPE-BLANCO RIVER AUTHORITY
WESTERN CANYON DIVISION - WORKPLAN AND BUDGET
FISCAL YEAR ENDING AUGUST 31, 2011

	FY 2010 BUDGET	FY 2011 BUDGET	FY 2010-2011 DIFFERENCE
MAINTENANCE & REPAIR DETAIL			
LABOR:			
REG/LBR- OTHER	77,906	79,988	2,083
OVT/LBR- OTHER	17,613	18,231	618
Total LABOR	**95,518**	**98,219**	**2,701**
MATERIAL:			
M&R/MAT- GROUNDS	1,500	1,500	
M&R/MAT- BUILDING	2,000	2,000	
M&R MAT- METERS	10,000	10,000	
M&R/MAT- PUMPS	4,000	4,500	500
M&R/MAT- H.S. PUMPSTATION	1,500	1,500	
M&R/MAT- PONDS & LAGOONS	3,000	3,000	
M&R/MAT- PUMPS AND MOTORS	12,000	12,250	250
M&R/MAT- COMPRESSED AIR SYSTEM	5,500	5,500	
M&R/MAT- TRUCK	1,000	1,000	
M&R/MAT- TOOLS & EQUIPMENT	1,000	1,000	
M&R/MAT- EQUIPMENT	1,000	1,400	400
M&R/MAT- ROADS	500	500	
M&R/MAT- METERS	2,500	1,500	(1,000)
M&R/MAT- WWTP BIOSOLIDS REMOVL	1,000	1,000	
M&R/MAT- SCADA	14,739	14,739	
M&R/MAT- WELLS	2,000	3,000	1,000
M&R/MAT- MEMBRANE SYSTEM	17,000	17,000	
M&R/MAT- FLOC	2,000	2,000	
M&R/MAT- R.W. PUMP STATION	5,500	5,500	
M&R/MAT- WATER SYSTEM	10,000	11,500	1,500
M&R/MAT- WATER WELL	800	800	
M&R/MAT- T.W. PUMP STATION	2,000	2,000	
M&R/MAT- R.W. TRANS. LINE	2,000	3,000	1,000
M&R/MAT- T.W. TRANS. LINE	4,000	6,000	2,000
M&R/MAT- SEWER PUMP	3,000	3,000	
M&R/MAT- SEWER LINE	1,000	2,300	1,300
M&R/MAT- DISTRIBUTION SYSTEM	9,500	9,500	
M&R/MAT- WWTP MAINT EXPENSES	3,000	3,000	
M&R/MAT- OTHER	3,950	3,950	
Total MATERIAL	**126,989**	**133,939**	**6,950**
SERVICES:			
M&R/SER- GROUNDS	17,500	15,000	(2,500)
M&R/SER- BUILDING	6,500	6,500	
M&R/SER- METERS	5,850	5,850	
M&R/SER- PUMPS	3,000	6,000	3,000
M&R/SER- H.S. PUMPSTATION	5,000	5,000	
M&R/SER- PONDS & LAGOONS	2,500	2,500	

GUADALUPE-BLANCO RIVER AUTHORITY
WESTERN CANYON DIVISION - WORKPLAN AND BUDGET
FISCAL YEAR ENDING AUGUST 31, 2011

	FY 2010 BUDGET	FY 2011 BUDGET	FY 2010-2011 DIFFERENCE
M&R/SER- PUMPS AND MOTORS	12,500	30,250	17,750
M&R/SER- COMPRESSED AIR SYSTEM	3,000	3,000	
M&R/SER- TRUCK	2,000	2,000	
M&R/SER- TOOLS & EQUIPMENT	500	1,584	1,084
M&R/SER- EQUIPMENT	1,000	750	(250)
M&R/SER- ROADS	1,500	1,500	
M&R/SER- METERS	1,000	1,000	
M&R/SER- PREDICTIVE MAINT	10,000	10,000	
M&R/SER- WWTP BIOSOLIDS REMOVL	7,026	1,000	(6,026)
M&R/SER- SCADA	13,000	13,000	
M&R/SER- WELLS	7,000	7,000	
M&R/SER- MEMBRANE SYSTEM	7,204	7,204	
M&R/SER- FLOC	1,000	1,000	
M&R/SER- R.W. PUMP STATION	10,500	20,000	9,500
M&R/SER- WATER SYSTEM	5,000	4,000	(1,000)
M&R/SER- WATER WELL	3,400	2,500	(900)
M&R/SER- T.W. PUMP STATION	5,000	5,000	
M&R/SER- R.W. TRANS LINE	7,500	7,500	
M&R/SER- T.W. TRANS LINE	25,000	25,000	
M&R/SER- SEWER TANK PUMPING		1,000	1,000
M&R/MAT- SEWER PUMP	3,000	3,000	
M&R/SER- SEWER LINE	5,000	5,000	
M&R/SER- DISTRIBUTION SYSTEM	5,500	5,500	
M&R/SER- WWTP MAINT EXPENSES	3,000	3,000	
M&R/SER- OTHER	5,450	5,450	
Total SERVICES	**185,430**	**207,088**	**21,658**
TOTAL MAINTENANCE & REPAIR	**407,937**	**439,246**	**31,309**

GUADALUPE-BLANCO RIVER AUTHORITY
WESTERN CANYON DIVISION - WORKPLAN AND BUDGET
FISCAL YEAR ENDING AUGUST 31, 2011

	FY 2010 BUDGET	FY 2011 BUDGET	FY 2010-2011 DIFFERENCE
PROJECT DEVELOPMENT			
CORDILLERA WWTP CONST-STAFF	8,185		(8,185)
CORDILLERA WWTP CONST-ENG	1,000		(1,000)
CORDILLERA WWTP CONST-BENEFITS	3,356		(3,356)
CORDILLERA WWTP CONST-A&G	2,619		(2,619)
Total	**15,161**		**(15,161)**
TOTAL PROJECT DEVELOPMENT	**15,161**		**(15,161)**

GUADALUPE-BLANCO RIVER AUTHORITY
WESTERN CANYON DIVISION - WORKPLAN AND BUDGET
FISCAL YEAR ENDING AUGUST 31, 2011

	FY 2011 BUDGET
AUTO & HEAVY EQUIPMENT	
EVAPORATOR SYSTEM FOR CIP WASTE	85,000
Total AUTO & HEAVY EQUIPMENT	**85,000**
AUTO & HEAVY EQUIPMENT	
12" VALVE ON RIO CORDILLERA	11,000
METER READING SYSTEM	13,000
Total AUTO & HEAVY EQUIPMENT	**24,000**
TOTAL CAPITAL ADDITIONS	**109,000**

Port Lavaca WTP

This division supplies the residents in Calhoun County with surface water from the Guadalupe River, treated to meet state and federal drinking water standards.

Raw water is diverted from the Guadalupe River near Tivoli by GBRA's Calhoun Canal System, using water rights permits issued to GBRA by the State of Texas. This provides a reliable source of municipal drinking water treatment and delivery to the City of Port Lavaca, the Calhoun County Rural Water Supply System (CCRWSS), and the Port O'Connor M.U.D. (POC)

On-site water quality monitoring and testing is done to ensure that treated water meets all required standards for public water facilities. With a peak rate treatment capacity of 6 million gallons per day, the plant provides treated water for the domestic and business needs of approximately 24,000 people.

The division also provides the security of supplemental water supplies in times of low rainfall or drought. The City of Port Lavaca, as a Division customer, can access 4,480 acre-feet of water per year from "run of the river rights" and Canyon Reservoir conservation storage. The CCRWSS and POC also purchases water annually from Canyon Reservoir conservation storage to supplement their needs.

Investments in technology and equipment, including remote monitoring of the water delivery and storage system, ensure that plant operations are as efficient and cost-effective as possible.

In addition, division staff works with customers and the public to promote water resource education and sound conservation practices.

- Service Provided: Water treatment
- Location: Port Lavaca, TX
- Startup Operation Date: 1970
- Principal Customer: City of Port Lavaca
- Capacity: 6 mgd
- # of Current Employees: 7
- Budgeted Revenue: $1,594,969
- Expanded: 1993

Port Lavaca WTP Division Organizational Chart

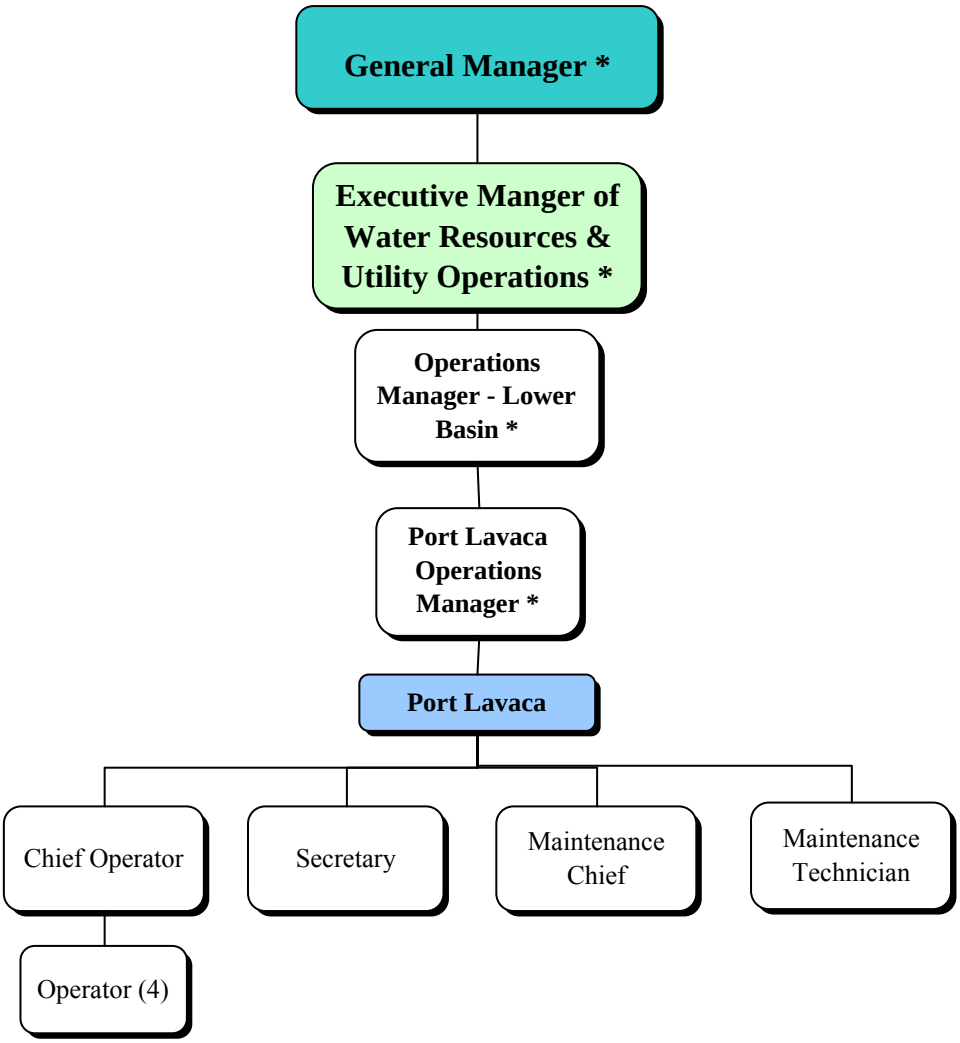

* GBRA employee from another Division

Staffing Summary

Port Lavaca	# of Authorized Positions (FTE)		
	2009	2010	2011
Chief Operator	1	1	1
Maintenance Technician	1	1	1
Secretary	1	1	1
Maintenance Chief	1	1	1
Operator	4	4	4
Total	**8**	**8**	**8**

Changes from FY 2009 to FY 2010
No staffing changes for this division.

Changes from FY 2010 to FY 2011
No staffing changes for this division.

Budget Summary

Division: **Port Lavaca Water Treatment Plant**

Description

The GBRA Port Lavaca Water Treatment Plant Division supplies the City of Port Lavaca, the Calhoun County Rural Water Supply Division and the Port O'Connor Municipal Utility District (POC MUD) with treated drinking water. The division receives raw (source) water from the Guadalupe River that is delivered through approximately 18 miles of canals. The plant has a peak rate (nameplate) treatment capacity of 6 million gallons per day, enough to meet the domestic and business needs of approximately 25,000 people.

Objectives

The following objectives are the division's operating plan for FY 2011 in working toward the goals and objectives as outlined in the mission statement.

WATER RESOURCE MANAGEMENT GOAL

To … market the GBRA Port Lavaca Water Treatment Plant (PLWTP) as a regional potable water supply facility through the media utilizing news releases, and to be receptive to all community and outside inquires about the potable water supply.

WATER QUALITY GOAL

To … work with wholesale customers and GBRA water quality staff to resolve the issue of low level copper discharges to Lavaca bay.

PUBLIC SERVICES GOAL

To … continue to meet at least annually with contract customers, including the City of Port Lavaca, the Rural Water Corporation's Board of Directors, and the Port O'Connor Municipal Utility District, to discuss operations, goals, and budgeting.

ECONOMIC DEVELOPMENT GOAL

To … continue to discuss with members of the business community their interest in exploring new opportunities for servicing those outlying areas of Calhoun County receiving GBRA water service from the City of Port Lavaca water mains, by means of the established wheeling agreement.

TECHNICAL ASSISTANCE AND SUPPORT GOAL

To … publicize studies of the lowered alternative capacity requirements (ACR) for customers and the Plant.

COMMUNICATION AND EDUCATION

To … provide assistance to wholesale treated water customers in their development of the annual Consumer Confidence Report by providing "detects" data and / or joint preparation of the report.

Budget Summary

REVENUES - Port Lavaca

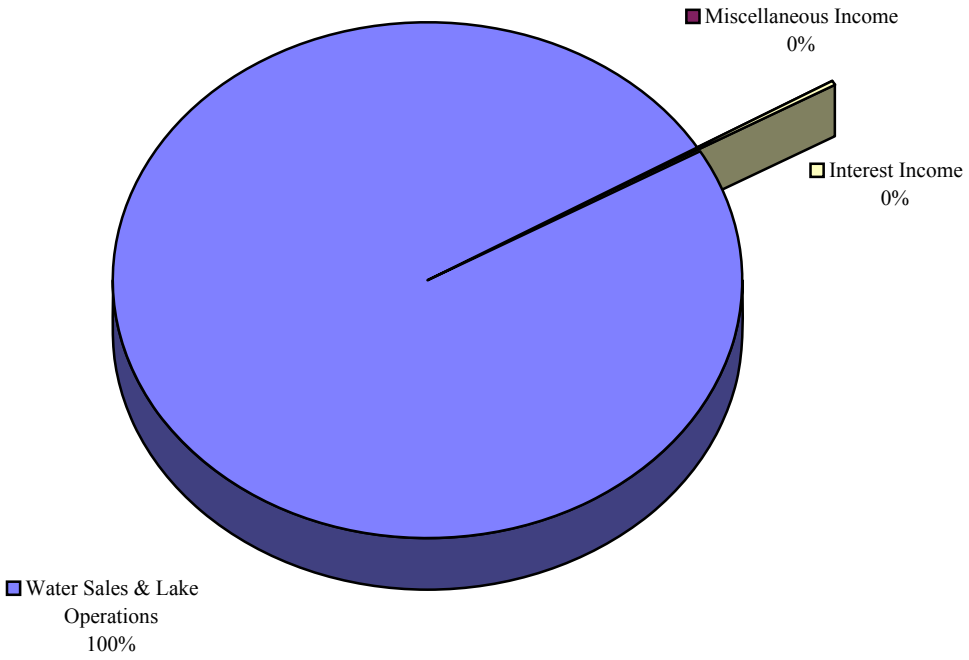

Revenues	FY 2009 Actual	FY 2010 Budget	FY 2011 Budget
Pollution & Industrial Financing			
Power Sales			
Water Sales & Lake Operations	1,630,625	1,645,466	1,594,969
Recreation & Land Use			
Wastewater Services			
Laboratory Services			
Rentals			
Administrative & General			
Miscellaneous Income	2		
Total Operating Revenue	**1,630,627**	**1,645,466**	**1,594,969**
Interest Income	4,168	4,620	3,720
Grand Total Revenues	**1,634,795**	**1,650,086**	**1,598,689**

Budget Summary

EXPENSES - Port Lavaca

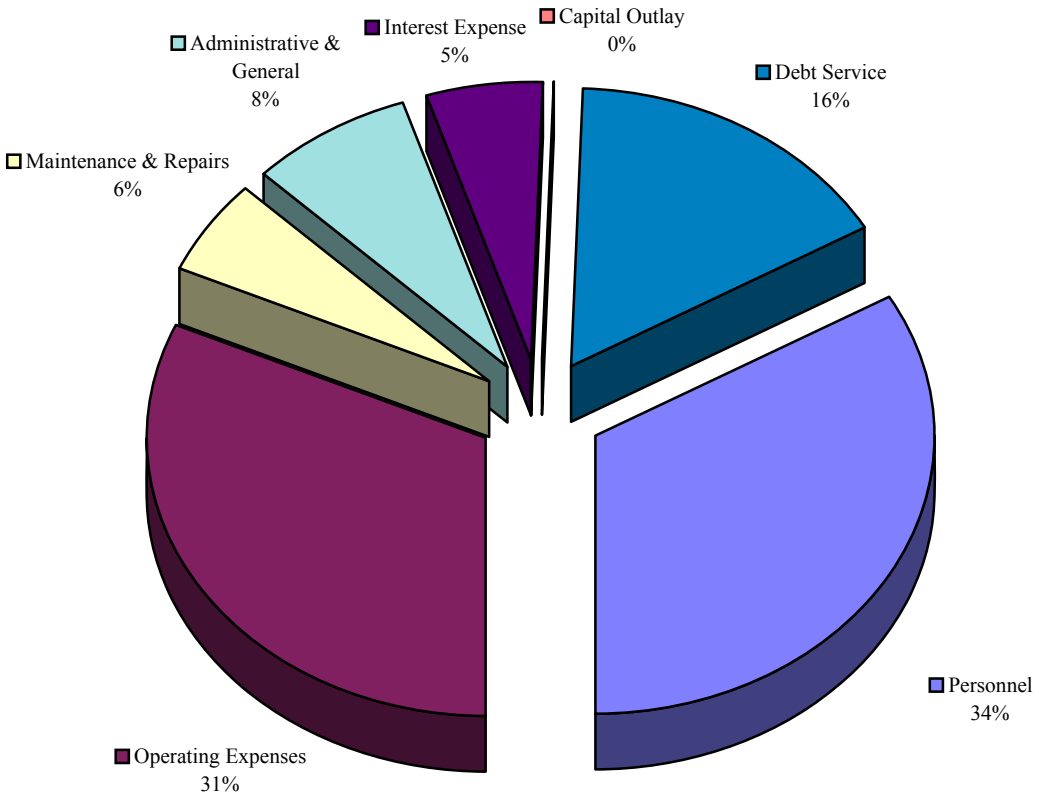

Expenses	FY 2009 Actual	FY 2010 Budget	FY 2011 Budget
Personnel	515,592	543,677	530,857
Operating Expenses	563,275	474,896	499,600
Maintenance & Repairs	78,585	138,550	90,526
Administrative & General	117,759	122,571	124,282
Total Operating Expenses	**1,275,211**	**1,279,694**	**1,245,265**
Interest Expense	108,810	98,460	87,132
Capital Outlay	1,464,060		
Debt Service	223,111	244,816	255,172
Grand Total Expenses	**3,071,192**	**1,622,970**	**1,587,569**

Port Lavaca Water Treatment Plant Division
Operating Plan for Fiscal Year Ending 8/31/11

BACKGROUND

The GBRA Port Lavaca Water Treatment Plant is a surface water treatment plant that supplies the City of Port Lavaca, the Calhoun County Rural Water Supply Division, and the Port O' Connor Municipal Utility District (POC MUD) with treated water for residential and commercial use. The City of Port Lavaca contracted with GBRA in 1968 for the delivery of treated drinking water and the Plant was constructed and became operational in 1970. Shortly thereafter, the Calhoun County Rural Water System began receiving water. In October 2000, the Port O' Connor Municipal Utility District completed construction of a new water main to the Plant and became a 3rd contract customer. Many of the residential and commercial customers in Port O' Connor were former customers of the Rural Water System and had received treated water from the Plant. The source raw water for the Plant is delivered from the Guadalupe River through GBRA's Water Supply Division and the Calhoun Canal System. The City of Port Lavaca, the Rural Water System, and the POC MUD also contract with the Water Supply Division of GBRA for stored water from Canyon Reservoir to supplement supplies during times of drought.

This Work Plan and Budget describes the operations, maintenance and capital additions to be performed during the FY 2011. The objective is to provide a safe and dependable supply of treated water at a reasonable cost and in compliance with all state and federal water quality standards. The Plant's capacity was expanded in 1993 to produce a "nameplate" peak capacity of six million gallons per day (6 MGD), to meet the structural requirements of the State of Texas and the increasingly strict requirements of the federal Safe Drinking Water Act. The clarity and pathogen reduction risk "log" measurement of the treated water produced by the Plant significantly exceed (are better than) current federal standards and closely approach the ultimate objective of optimized treatment considered desirable by industry experts. Testing of the raw water source for the "cryptosporidium" spore pathogen was concluded in 2008 (the EPA's LT2 Surface Water Monitoring Program) and allowed GBRA to assume a "Bin 1" (low risk) position. Required monthly sampling and testing continues to show that the plant process is providing the required reduction of total organic carbon (TOC) in the source water. The challenge for all drinking water treatment plants continues to lie in the prevention of waterborne diseases through optimum settling, filtration, and disinfection of the source water, while simultaneously minimizing disinfection byproducts. These goals are not always mutually supportive. However, the high quality of the drinking water produced by the GBRA Port Lavaca Water Treatment Plant and the capabilities of its staff provide confidence that applicable drinking water regulations will continue to be met.

Chloramines, a compound of chlorine and ammonia, is used as the primary disinfecting agent in the plant's treatment process. In recent years, "free" chlorine has been substituted for chloramines as a system disinfectant for a brief period of time during the spring or summer months, as recommended by TCEQ (Texas Commission on Environmental Quality) to reduce ammonia levels in the distribution systems. Required documentation for the federal government's risk management program for hazardous substances such as chlorine gas was comprehensively updated in fiscal year 2010, upon the advice and guidance of Municipal H2O Inc., a consulting firm specializing in the requirements for this EPA program.

In fiscal year 2008, a comprehensive study reviewed the potential for increased growth in the southern areas of Calhoun County. The total number of retail connections served by the Plant was nearing the theoretical limit imposed by the federal standard, with new or planned residential developments expected to continue a pattern of incremental growth in the number of customers served. Because the Plant continued to handle all demand very efficiently, an expansion of the plant would have yielded little in terms of benefits for

the substantial funding required. Therefore GBRA, in consultation with the City of Port Lavaca and the Calhoun County Rural Water Corporation's Board of Directors, contracted with Malcom Pirnie Engineering for a study of actual distribution system demand as compared to the standard requirement of 0.6 gallons per minute per connection. This effort proved quite successful, with the reduced demand factors now officially approved by the TCEQ. Re-rating of the Treatment Plant in terms of total demand placed upon the facility is also under study.

The Plant will be managed by the Operations Manager - Lower Basin and supervised by the Manager of Port Lavaca Operations. Employees of the Division are responsible for daily operating and maintenance activities. The Plant will be operated and maintained by a Chief Operator, four shift Operators, and a Maintenance Crew Chief. A Maintenance Technician will provide instrumentation and electrical expertise. A Secretary will assist in the performance of administrative tasks. Several of these employees also work in the two other divisions or businesses of GBRA that are headquartered at GBRA's Port Lavaca office.

REVENUE SOURCES AND TRENDS

Each wholesale customer receiving a drinking water supply from the GBRA Port Lavaca Water Treatment Plant pays a pro-rata share of the total operating expenses of the plant. This arrangement provides that GBRA does not over-recover nor under-recover the costs of operating the plant. Revenue from the pro-rata shares reflect plant operating costs that may in turn be impacted by outside variables including stricter regulatory requirements. Even so, budgeted revenues from year to year have been reasonably stable. The FY 2011 revenue is budgeted at $1,594,969 which compares to the FY 2010 revenue budget of $ 1,645,466. This 3.0% reduction is directly related to lower operating and maintenance costs projected for FY 2011 which is due to the completion of several projects during the current year.

Although extremely dry weather increased the volume of water beyond the forecast amount in the previous fiscal year, the most recent data indicates a return to the normal consumption pattern. The budget is based on total estimated annual treated water purchases by the City of Port Lavaca of 500.00 million gallons or an average of 1.37 million gallons per day, which is the same as the amount that was budgeted in the previous fiscal year. The Port O' Connor Municipal Utility District will purchase an estimated 107.1 million gallons of treated water (0.29 MGD) - also unchanged from the previous fiscal year. The Calhoun County Rural Water Supply System will purchase an estimated 87.37 million gallons of treated water (0.24 MGD), based on that Division's forecast of customer connections in the new fiscal year, and is also unchanged. The total treated water forecast by the Plant for all three wholesale customers will therefore remain the same at 694.47 million gallons or 1.90 MGD. For consistency, forecast volumes are not increased (or decreased) if historical data and growth indicators show the customer bases to be relatively stable. The raw source or feed water delivered to the Plant by the Calhoun Canal Division for all three customers for treatment to potable drinking quality will cost 14 ¢ per 1000 gallons, the same as the previous year's raw water rate. Raw water delivered from the GBRA Canal Division for the three wholesale customers as metered at the Plant's intake will again total an estimated 731.02 million gallons.

CAPITAL ADDITIONS AND OPERATING EXPENDITURES

Significant operating expenses for the upcoming Fiscal Year include $110,016 for power and utilities (unchanged) and $100,008 for alum, an increase of $11,988. This aluminum sulfate/polymer blend is the primary coagulant for settling out raw water turbidity and the major component of treatment chemicals costs. Experience continues to teach that clarity and palatability of the water depend greatly on excellent settling, which is best achieved in a conventional treatment plant by providing optimum feed and proper mixing of the coagulants. Fluoride is added at the rate recommended by the dentistry profession for this geographical area. Powdered activated carbon and potassium permanganate are also

used from time to time to control taste and odor and to further enhance palatability of the finished water. If the use of copper is reduced due to regulatory constraints, the use and accompanying cost of permanganate might increase. The GBRA Regional Laboratory in Seguin performs bacteriological testing of the finished water. The completion of all testing performed at this lab or the Treatment Plant's on-site lab or by certified labs will cost an estimated $14,712, an increase of $3,204 based on year-to-date expenses due to active quarterly testing for disinfection byproducts (trihalomethanes and halo-acetic acids) and also special tests such as the test for sodium as required by the TCEQ.

Employee training will continue in order to maintain technical competence and to enhance knowledge of pending rules and regulations pertaining to drinking water production and quality. Training will include courses to upgrade or maintain the required surface water treatment licenses issued by the State of Texas.

The new 1.0 million gallon clearwell, a prestressed concrete unit completed in 2008, has performed well to date. Initial steps have been taken in a comprehensive study of the old clearwell, a welded steel unit. If this unit can be returned to full-time service, it will significantly enhance storage capacity and steady state operating conditions for the Plant. Further investigative work and consultation with customers at a cost of $11,000 is scheduled for FY 2011.

The submerged rake and paddle assemblies in the north and south settling basins were overhauled and recoated in 2008 and 2009. No major capital improvements other than the previously mentioned investigative work for the old clearwell, are budgeted.

FUND BALANCE

Funds for the above listed capital addition and maintenance projects, as well as all of the other operating expenditures that are summarized in the following pages, will be provided by revenues from the City of Port Lavaca, the Calhoun County Rural Water Supply Division, and the Port O' Connor MUD. Because the GBRA Port Lavaca Water Treatment Plant utilizes cost-of-service contract operations in which GBRA does not over-recover nor under-recover its costs, the net increase in the fund balance shown in the budget amounts to only $120.

GUADALUPE-BLANCO RIVER AUTHORITY
WORKPLAN AND BUDGET
FISCAL YEAR ENDING AUGUST 31, 2011

060 - PORT LAVACA WTP

	FY 2010 BUDGET	FY 2011 BUDGET	FY 2010-2011 DIFFERENCE
OPERATING REVENUES			
WATER SALES & LAKE OPERATIONS:			
PL-RAW WATER PURCHASES	73,682	73,682	
PL-PLANT O & M INCOME	718,504	685,812	(32,692)
PL-PLANT A & G INCOME	83,493	83,674	181
R/W-RAW WATER PURCHASE	12,876	12,876	
PL-CREDIT INTEREST EARN.	(1,800)	(1,800)	
R/W-PLANT O&M INCOME	134,651	135,627	976
R/W-PLANT A&G INCOME	15,647	16,547	900
R/W-ADDS. TO PLANT & EQUIP	3,809	1,610	(2,199)
PL-DEBT SERVICE	207,909	199,857	(8,052)
R/W-DEBT SERVICE	54,747	56,042	1,295
PL-CREDIT-INT EARN.I&S FD	(2,700)	(1,800)	900
PL-ADDS. TO PLANT & EQUIP	17,582	6,907	(10,675)
POC-RAW WATER PURCHASES	15,778	15,778	
POC-PLANT O&M INCOME	201,632	197,207	(4,425)
POC-PLANT A&G INCOME	23,431	24,061	630
POC-DEBT SERVICE	80,616	86,406	5,790
POC-ADDS. TO PLANT & EQUIP	5,609	2,483	(3,126)
Total WATER SALES & LAKE OPERATIONS	**1,645,466**	**1,594,969**	**(50,497)**
TOTAL OPERATING REVENUES	**1,645,466**	**1,594,969**	**(50,497)**
OPERATING EXPENSES			
STAFF TECHNICAL ASSISTANCE	20,406	20,079	(326)
SUPERVISION	38,961	36,896	(2,064)
LABOR	244,783	245,826	1,043
Total OPERATING SALARIES & WAGES	**304,149**	**302,802**	**(1,348)**
EMPLOYEE EXPENSES & BENEFITS:			
EMPLOYEES' TRAVEL	3,600	3,600	
EMPLOYEE BENEFITS	157,044	150,645	(6,399)
Total EMPLOYEE EXPENSES & BENEFITS	**160,644**	**154,245**	**(6,399)**
OPERATING SUPPLIES & SERVICES:			
TRUCK OPERATING EXPENSES	3,900	3,900	
BUILDING RENTAL	2,112	2,112	
PUBLIC INFORMATION	1,080	1,080	
DUES AND MEMBERSHIPS	864	864	

GUADALUPE-BLANCO RIVER AUTHORITY
WORKPLAN AND BUDGET
FISCAL YEAR ENDING AUGUST 31, 2011

060 - PORT LAVACA WTP

	FY 2010 BUDGET	FY 2011 BUDGET	FY 2010-2011 DIFFERENCE
PUBLICATIONS AND BOOKS	720	720	
SMALL TOOLS EXPENSE	960	960	
TRACTORS AND EQUIPMENT	1,260	1,260	
UNIFORMS AND LAUNDRY	3,600	3,600	
PROCESS/SPECIAL OPERATING	1,200	1,440	240
TRAINING EXPENSES	3,996	3,996	
SAFETY & EMERG. EXPENSES	3,600	3,600	
POWER AND UTILITIES	110,016	110,016	
OPERATING CHEMICALS	10,000	10,000	
CHLORINE	16,824	16,824	
ACTIVATED CARBON	2,400	2,400	
FLOURIDE	9,504	2,400	(7,104)
POTASSIUM PERMANGANATE		1,896	1,896
AMMONIA	9,996	18,600	8,604
ALUM/FERRIC	88,020	100,008	11,988
LAB SUPPLIES & EXPENSES	11,508	14,712	3,204
PROFESSIONAL FEES	6,000	6,000	
CONTRACT LABOR	12,600	15,000	2,400
INSPECTION FEES	360	360	
COMMUNICATIONS	4,212	4,212	
OFFICE SUPPLIES & EXPENSES	5,376	5,376	
COMPUTER SUPPLIES & SERVICE	4,200	7,676	3,476
BANK SERVICE FEES	1,200	1,200	
INSURANCE EXPENSE	53,452	53,452	
MISCELLANEOUS EXPENSES	3,600	3,600	
Total OPERATING SUPPLIES & SERVICES	**372,560**	**397,264**	**24,704**
MAINTENANCE & REPAIR			
LABOR	78,884	73,810	(5,074)
MATERIAL	28,434	28,434	
SERVICES	110,116	62,092	(48,024)
Total MAINTENANCE & REPAIR	**217,434**	**164,336**	**(53,098)**
TOTAL OPERATING & MAINTENANCE	**1,054,787**	**1,018,647**	**(36,140)**
ADMINISTRATIVE & GENERAL:			
A & G EXPENSES	122,571	124,282	1,711

GUADALUPE-BLANCO RIVER AUTHORITY
WORKPLAN AND BUDGET
FISCAL YEAR ENDING AUGUST 31, 2011

060 - PORT LAVACA WTP

	FY 2010 BUDGET	FY 2011 BUDGET	FY 2010-2011 DIFFERENCE
Total ADMINISTRATIVE & GENERAL	**122,571**	**124,282**	**1,711**
WATER PURCHASES/DELIVERY:			
INTERDIVISION WATER PURCH	102,336	102,336	
Total WATER PURCHASES/DELIVERY	**102,336**	**102,336**	
TOTAL OPERATING EXPENSES	**1,279,694**	**1,245,265**	**(34,429)**
NET OPERATING INCOME	**365,772**	**349,704**	**(16,068)**

GUADALUPE-BLANCO RIVER AUTHORITY
WORKPLAN AND BUDGET
FISCAL YEAR ENDING AUGUST 31, 2011

060 - PORT LAVACA WTP

	FY 2010 BUDGET	FY 2011 BUDGET	FY 2010-2011 DIFFERENCE
OPERATING REVENUES	1,645,466	1,594,969	(50,497)
OPERATING EXPENSES	(1,279,694)	(1,245,265)	34,429
NET OPERATING INCOME	**365,772**	**349,704**	**(16,068)**
NON-OPERATING REVENUES (EXPENSES)			
INTEREST INCOME:			
INT ON OPERATING FUNDS	120	120	
INT ON FULLY FUNDED ACCTS	1,800	1,800	
INT ON I & S FUND	2,700	1,800	(900)
Total INTEREST INCOME	**4,620**	**3,720**	**(900)**
INTEREST & BANK FEES:			
INT ON REVENUE BONDS	(82,608)	(71,640)	10,968
INT ON CLEARWELL LOAN	(15,852)	(15,492)	360
Total INTEREST & BANK FEES	**(98,460)**	**(87,132)**	**11,328**
TOTAL NON-OPERATING REVENUES (EXPENSES)	**(93,840)**	**(83,412)**	**10,428**
CHANGE IN NET ASSETS	**271,932**	**266,292**	**(5,640)**
INTERFUND LOANS			
DEBT CAPITAL			
TOTAL FUNDS AVAILABLE	**271,932**	**266,292**	**(5,640)**
PURCHASES OF FIXED ASSETS			
WORK IN PROGRESS			
WIP-OPERATING	27,000	11,000	(16,000)
Total WORK IN PROGRESS	**27,000**	**11,000**	**(16,000)**

DEBT SERVICE

GUADALUPE-BLANCO RIVER AUTHORITY
WORKPLAN AND BUDGET
FISCAL YEAR ENDING AUGUST 31, 2011

060 - PORT LAVACA WTP

	FY 2010 BUDGET	FY 2011 BUDGET	FY 2010-2011 DIFFERENCE
BONDS PAID	236,668	246,664	9,996
LOANS PAID	8,148	8,508	360
Total DEBT SERVICE	**244,816**	**255,172**	**10,356**
TOTAL FUNDS APPLIED	**271,816**	**266,172**	**(5,644)**
NET CHANGE IN FUND BALANCE	**116**	**120**	**4**

GUADALUPE-BLANCO RIVER AUTHORITY
WORKPLAN AND BUDGET
FISCAL YEAR ENDING AUGUST 31, 2011

060 - PORT LAVACA WTP

	FY 2010 BUDGET	FY 2011 BUDGET	FY 2010-2011 DIFFERENCE
SALARIES & WAGES DETAIL			
STAFF TECHNICAL ASSISTANCE:			
STA- SUPERVISION	11,540	11,484	(56)
STA- CLERICAL	8,866	8,596	(270)
Total STAFF TECHNICAL ASSISTANCE	**20,406**	**20,079**	**(326)**
SUPERVISION:			
SUPERVISION	38,961	36,896	(2,064)
Total SUPERVISION	**38,961**	**36,896**	**(2,064)**
OPERATING LABOR:			
CLERICAL	580	341	(239)
REG- OPERATING LABOR	210,653	212,261	1,608
CLR- OPERATING LABOR	10,752	10,966	214
OVT- OPERATING LABOR	22,798	22,258	(540)
Total OPERATING LABOR	**244,783**	**245,826**	**1,043**
MAINTENANCE & REPAIR			
M&R-LABOR:			
REG/LBR- OTHER	73,279	68,245	(5,034)
Total M&R-LABOR	**73,279**	**68,245**	**(5,034)**
M&R-OVERTIME:			
OVT/LBR- OTHER	5,605	5,565	(40)
Total M&R-OVERTIME	**5,605**	**5,565**	**(40)**
Total MAINTENANCE & REPAIR	**78,884**	**73,810**	**(5,074)**
WORK IN PROGRESS			
PROJECT DEVELOPMENT			
TOTAL SALARIES & WAGES	**383,033**	**376,612**	**(6,421)**

GUADALUPE-BLANCO RIVER AUTHORITY
WORKPLAN AND BUDGET
FISCAL YEAR ENDING AUGUST 31, 2011

060 - PORT LAVACA WTP

	FY 2010 BUDGET	FY 2011 BUDGET	FY 2010-2011 DIFFERENCE
MAINTENANCE & REPAIR DETAIL			
LABOR:			
REG/LBR- OTHER	73,279	68,245	(5,034)
OVT/LBR- OTHER	5,605	5,565	(40)
Total LABOR	**78,884**	**73,810**	**(5,074)**
MATERIAL:			
M&R/MAT- YARD & GROUNDS	240	240	
M&R/MAT- BUILDING	1,620	1,620	
M&R/MAT- STRUCT MAINTENAN	600	600	
M&R/MAT- PUMPS	600	600	
M&R/MAT- CHEM FEED EQUIP	3,240	3,240	
M&R/MAT- PROCESS CONTROL	840	840	
M&R/MAT- TRF PUMP CONTROL	1,020	1,020	
M&R/MAT- VALVES	780	780	
M&R/MAT- BIOSOLIDS LINE/DITC	600	600	
M&R/MAT- METERS (REMOTE EQP)	960	960	
M&R/MAT- PONDS/RESERVOIR	1,002	1,002	
M&R/MAT- FILTERS & SURFACE WSH	2,484	2,484	
M&R/MAT- MOTORS	2,400	2,400	
M&R/MAT- SETT.BASIN EQUIP	3,408	3,408	
M&R/MAT- TRUCKS	240	240	
M&R/MAT- CHLORAMINES	2,400	2,400	
M&R/MAT- TOOLS & EQUIP	600	600	
M&R/MAT- ELECTRICAL	1,200	1,200	
M&R/MAT- PLANT ROAD	120	120	
M&R/MAT- 4 INCH PUMP	360	360	
M&R/MAT- FLOURIDE EQUIP	480	480	
M&R/MAT- SCADA PL	1,800	1,800	
M&R/MAT- SCADA POC	1,440	1,440	
Total MATERIAL	**28,434**	**28,434**	
SERVICES:			
M&R/SER- YARD & GROUNDS	960	960	
M&R/SER- BUILDING	16,600	6,600	(10,000)
M&R/SER- STRUCT MAINTENAN	1,800	1,800	
M&R/SER- PUMPS	7,200	7,200	
M&R/SER- CHEM FEED EQUIP	660	660	
M&R/SER- PROCESS CONTROL	240	240	
M&R/SER- TRF PUMP CONTROL	600	600	
M&R/SER- VALVES	2,040	2,040	
M&R/SER- BIOSOLIDS LINE/DITC	1,008	1,008	
M&R/SER- METERS(REMOTE EQP	1,200	1,200	

GUADALUPE-BLANCO RIVER AUTHORITY
WORKPLAN AND BUDGET
FISCAL YEAR ENDING AUGUST 31, 2011

060 - PORT LAVACA WTP

	FY 2010 BUDGET	FY 2011 BUDGET	FY 2010-2011 DIFFERENCE
M&R/SER- HAUL TRASH	696	792	96
M&R/SER- PONDS/RESERVOIR	2,400	2,400	
M&R/SER- FILTERS & SURFACE WSH	480	480	
M&R/SER- MOTORS	2,400	2,400	
M&R/SER- SETT.BASIN EQUIP	47,208	10,992	(36,216)
M&R/SER- TRUCKS	600	600	
M&R/SER- CHLORAMINES	1,200	2,400	1,200
M&R/SER- TOOLS & EQUIP	480	480	
M&R/SER- CLEARWELL	1,200	1,800	600
M&R/SER- RADIO EQUIPMENT	240	240	
M&R/SER- ELECTRICAL	1,200	1,200	
M&R/SER- PLANT ROAD	5,004	4,600	(404)
M&R/SER- TECHNICIAN'S TRK	600	600	
M&R/SER- 4 INCH PUMP	720	720	
M&R/SER- FLOURIDE EQUIP	1,080	1,080	
M&R/SER- EMERG.GENERATOR	8,100	4,800	(3,300)
M&R/SER- SCADA PL	1,800	1,800	
M&R/SER- SCADA POC	1,440	1,440	
M&R/SER- OTHER	960	960	
Total SERVICES	**110,116**	**62,092**	**(48,024)**
TOTAL MAINTENANCE & REPAIR	**217,434**	**164,336**	**(53,098)**

GUADALUPE-BLANCO RIVER AUTHORITY
WORKPLAN AND BUDGET
FISCAL YEAR ENDING AUGUST 31, 2011

060 - PORT LAVACA WTP

	FY 2010 BUDGET	FY 2011 BUDGET	FY 2010-2011 DIFFERENCE
WIP - OPERATING			
PIPE GALLERY LEAK REPAIR-SERVI	12,000		(12,000)
Total	**12,000**		**(12,000)**
HIGH SERVICE BLDG REPAIR-SERVI	9,000		(9,000)
Total	**9,000**		**(9,000)**
CLEARWELL #1 REHAB-SERVICE	6,000	11,000	5,000
Total	**6,000**	**11,000**	**5,000**
TOTAL WIP - OPERATING	**27,000**	**11,000**	**(16,000)**

The system purchases treated water from the GBRA Port Lavaca Water Treatment Plant and provides retail water service to residents of rural areas in Calhoun County. This division operates approximately 75 miles of pipeline for the delivery and distribution of potable drinking water, plus storage and pumping facilities. The primary areas of operation are the communities of Alamo Beach, Indianola, and Magnolia Beach in the south-central area of the county, and the Six Mile community in the county's northwestern area. Limited fire protection is provided by the presence of fire-water hydrants in select areas that are available for the use by area fire departments. All treated water meets federal and state water quality standards.

Established in 1970 by a rural citizens group working in conjunction with GBRA, the Calhoun County Rural Water Supply Corporation evolved to meet the needs of rural residents for an adequate supply of high quality drinking water. Its development followed closely on the heels of the initial drinking water contract that GBRA wrote with the City of Port Lavaca, which allowed the construction of the GBRA Port Lavaca Water Treatment Plant in 1968-1970. A charter membership was established, and the Corporation contracted with the Calhoun County Rural Water Supply System, an operating division of GBRA, for construction and operation of the necessary facilities. The initial construction was financed by the Farmers Home Administration. All of the rural water infrastructure and related assets are the property of GBRA. The Corporation's Board of Directors works closely with the GBRA's staff and the GBRA Board of Directors to execute the ongoing mission of service to rural residents.

Rural Water

In July 2000, the Municipal Utility District of Port O'Connor purchased the GBRA portion of the Rural Water System in the town of Port O'Connor and began to operate independently. However, the District remains a wholesale customer of the GBRA treatment plant. The sale allowed GBRA to retire the original Farmers Home debt.

Customer services include water loss monitoring, leak detection and repair, water conservation education, and water quality information and testing. It also assists local governments with planning, design, acquisitions, and grant applications to help expand the system and customer base.

- Service Provided: Water distribution
- Location: Port Lavaca, TX
- Startup Operation Date: April 2, 1973
- Service Area: Calhoun County, TX
- Budgeted Water Distributed: 84,793,000 gal
- # of Current Employees: 4
- Budgeted Revenue: $926,383

Calhoun County RWS Division Organizational Chart

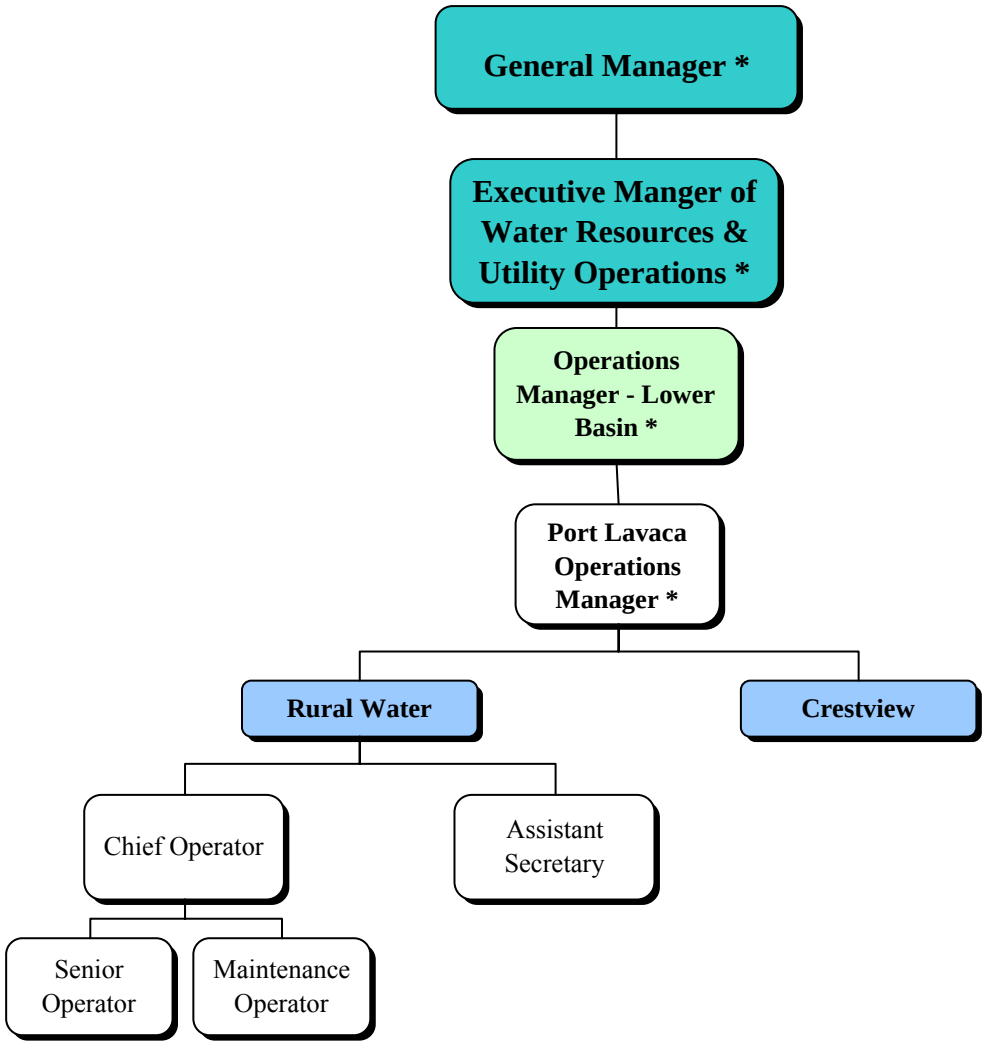

* GBRA employee from another Division

Staffing Summary

Rural Water	# of Authorized Positions (FTE)		
	2009	2010	2011
Chief Operator	1	1	1
Senior Operator	1	1	1
Maintenance Operator	1	1	1
Assistant Secretary	1	1	1
Total	**4**	**4**	**4**

Changes from FY 2009 to FY 2010
No staffing changes for this division.

Changes from FY 2010 to FY 2011
No staffing changes for this division.

Budget Summary

Division: **Rural Water**

Description

The Calhoun County Rural Water Supply Division operates and maintains a treated water distribution system to supply unincorporated areas of Calhoun County.

Objectives

The following objectives are part of the division's operating plan of FY 2011 to attain the goals and objectives as outlined in the mission statement.

WATER RESOURCE MANAGEMENT GOAL

To … maintain the excellent water loss statistics for the Rural System, while continuing to probe for minor losses south of the Plant.

WATER QUALITY GOAL

To … participate with the GBRA Water Treatment Plant in the summer disinfectant transition to free chlorine, while continuing to meet byproduct contaminant standards.

PUBLIC SERVICES GOAL

To … provide limited and closely monitored payment plans for new members that will allow them to establish GBRA rural water service on their properties.

ECONOMIC DEVELOPMENT GOAL

To … expand customer service through implementation of the newly approved Alternative Capacity Requirement guidelines in a responsible manner.

TECHNICAL ASSISTANCE AND SUPPORT GOAL

To … continue to provide courteous and excellent customer service in the field while responding to questions or concerns by customers about their private water systems, or guiding them to appropriate avenues of assistance.

COMMUNICATION AND EDUCATION

To … make the membership aware of the pending renewal and revision of the operating agreement between GBRA and the Rural Water Corporation.

Budget Summary

REVENUES - Rural Water

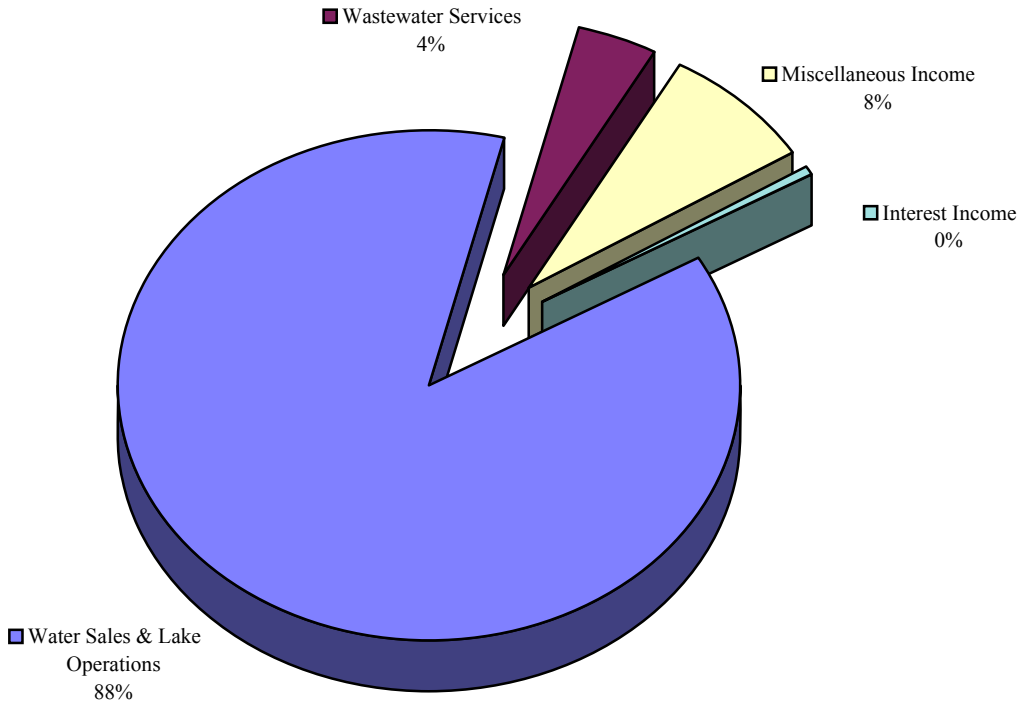

Revenues	FY 2009 Actual	FY 2010 Budget	FY 2011 Budget
Pollution & Industrial Financing			
Power Sales			
Water Sales & Lake Operations	814,910	801,156	811,279
Recreation & Land Use			
Wastewater Services	36,793	38,688	38,688
Laboratory Services			
Rentals			
Administrative & General			
Miscellaneous Income	56,575	76,416	76,416
Total Operating Revenue	**908,278**	**916,260**	**926,383**
Interest Income	5,447	5,100	4,296
Grand Total Revenues	**913,725**	**921,360**	**930,679**

Budget Summary

EXPENSES - Rural Water

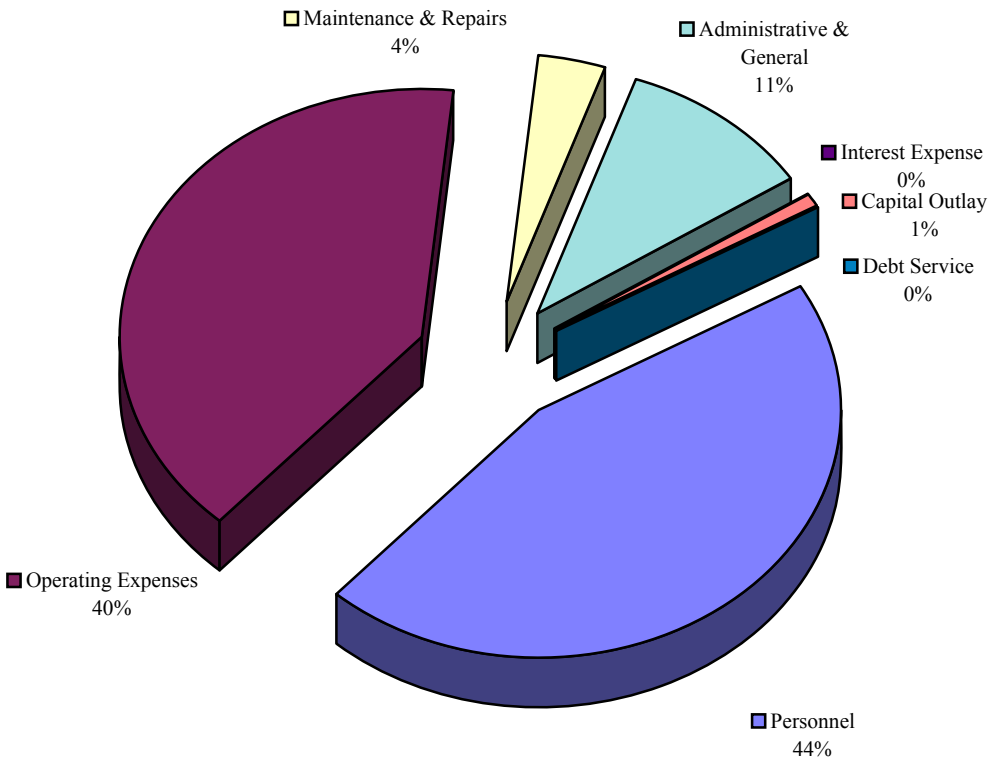

Expenses	FY 2009 Actual	FY 2010 Budget	FY 2011 Budget
Personnel	346,821	411,683	413,985
Operating Expenses	355,513	356,779	367,787
Maintenance & Repairs	30,572	28,320	32,320
Administrative & General	79,220	92,751	96,875
Total Operating Expenses	**812,127**	**889,533**	**910,967**
Interest Expense			
Capital Outlay	45,996		7,500
Debt Service			
Grand Total Expenses	**858,122**	**889,533**	**918,467**

Calhoun County Rural Water Supply Division
Operating Plan for Fiscal Year Ending 8/31/11

BACKGROUND

The Calhoun County Rural Water Supply Division purchases treated water from GBRA's Port Lavaca Water Treatment Plant (PLWTP) and provides retail water service to residents in rural areas of Calhoun County, under a contract with the Calhoun County Rural Water Supply Corporation. The Corporation is composed of customer members and their elected Board of Directors. In July 2000, all Rural Water customers in the town of Port O' Connor were transferred to the Port O' Connor Municipal Utility District (POC MUD) as part of the sale by GBRA of all distribution, pumping, and storage equipment in the town. Those rural water customers remaining following the POC MUD sale, as well as new customers since that time, are projected to total approximately 1322 customers in the new fiscal year and will receive potable water service from GBRA's Rural Water Division.

This Work Plan and Budget describes the operations, maintenance and capital additions to be accomplished during FY 2011. The objectives are to operate and maintain the Rural Water Division to meet the demand of customers with minimal service interruptions and to provide a safe supply of drinking water that meets or exceeds (is better than) all state and federal water quality standards. Reasonable progress has been achieved in the gradual rebuilding of the customer revenue base in rural Calhoun County, which had decreased due to the sale of the Port O' Connor portion of the system. Continued emphasis has been placed over the years on efficient water delivery to include water loss monitoring, early detection and repair of water line leaks, and water conservation efforts during the summer months when demand is greatest. Notwithstanding the goal of minimal percent of loss, the Division maintains a routine flushing program to insure that the water supplies present in the mains is always fresh with minimum water main residence time. Even so, the per cent of water lost is typically less than 5%, which is a strong indicator of superior performance and economy. The Rural Water Division operates and maintains approximately 80 miles of delivery pipeline (water mains), two ground storage tanks, and two booster pump stations located at or near the Six-Mile and Indianola communities. A supervisory control and data acquisition (SCADA) system allow operators to closely monitor water flows throughout the distribution grid from Division headquarters at the GBRA Port Lavaca Water Treatment Plant.

The Division is managed by the Operations Manager - Lower Basin and supervised by the Manager of Port Lavaca Operations. The Division is operated and maintained by a Chief Operator, an Operator, and a Maintenance Crewman. A Maintenance Technician for the Port Lavaca Water Treatment Plant Division maintains the telemetry and electrical components of the system. An Assistant Secretary provides administrative and clerical assistance. The PLWTP Secretary supervises her work and provides expertise in the area of customer accounts. Management and staff meet quarterly with the Rural Water Corporation's Board of Directors to discuss operations and projects, and to review and approve the work plan, budget, and rates. These Directors are elected by the membership (customers) to represent the various service areas of the Division.

REVENUE SOURCES AND TRENDS

The Rural Water Division receives revenue from three principal sources. The largest of the three sources represents retail sales for water provided to the Division's customers. Although this revenue source declined appreciably following the sale of the Port O'Connor portion of the system, revenues have gradually recovered as modest system expansions were completed. The FY 2011water sales revenue

budget is estimated at $811,279 based on 1322 customers receiving a total retail volume of treated water at their meters of 84.793 MG (million gallons). The monthly water rates that the Division charges will increase slightly, to balance adequately against forecast expenditures, for all water meter sizes as shown in the introductory section of the Work Plan & Budget. For the most common residential meter, the 5/8-inch meter, the rates for FY 2011 are as follows:

Monthly Minimum	$35.00 for 2,000 gallons	(was $34.00 for 2,000 gallons)
Over 2,000 gallons	$ 4.30 per 1,000 gallons	(same)

A second significant source of revenue is the combined membership and tap fees paid by new customers. The standard tap fee for a residential meter is based on estimated meter installation costs, including a maximum of 200 feet of additional distribution pipeline. The standard tap fee will remain at $1,000 and the membership fee will remain at $1,200 for FY 2011. These fees assist in the payment of costs related to expansions of the system and to further the system's mission of public service. The addition of 30 new connections is projected for the system during FY 2011 to provide fee revenue of approximately $39,600.

GBRA's Rural Water System began operating the Crestview wastewater plant and collection system in February 1999. This small plant provides a third source of revenue for the Division. The Crestview System will provide wastewater collection and treatment service for an estimated 52 customers at a rural subdivision in Calhoun County. This wastewater system is included with the Rural Water Division due to overlapping customer bases and the relatively small budget of the Crestview System. The revenue from the Crestview System is projected at $38,688 (unchanged) for FY 2011 based on a rate of $62 per unit per month.

CAPITAL ADDITIONS AND OPERATING EXPEDITURES

Significant operating expenses for the upcoming Fiscal Year include $4,272 in building rental charges paid to the Calhoun Canal System for use of office space, $39,600 in transmission charges paid to the City of Port Lavaca for the use of its water mains at 75¢ per thousand gallons, $13,500 for office expense including billing postage, phone use, and computer operations, and $16,000 for operation of the Crestview wastewater system. Based on last year's actual costs, lab work expenditures are reduced in FY 2011 to $4,500. Also, $230,367 is budgeted for water purchases. The cost of this water is a sum of the charges for raw water and stored water paid to the Water Resources Division and Rural Water's share of the Port Lavaca Water Treatment Plant's total cost of operation.

Employees of the Rural Water Division will participate in training to maintain technical competence and to insure compliance with pending rules of the federal Safe Drinking Water Act. Training will include courses to upgrade or maintain operating licenses issued by the State of Texas. Wastewater training is also included in order to properly operate and maintain the Crestview subdivision wastewater system.

Retail distribution systems must mail to individual consumers on an annual basis a Consumer Confidence Report (CCR) that provides water quality information to each household or business. This report is prepared jointly by personnel in GBRA's Port Lavaca and Seguin offices, and is mailed to all customers on or before July 1 of each year.

GBRA, in consultation with the City of Port Lavaca and the Calhoun County Rural Water Corporation's Board of Directors, contracted with Malcom Pirnie Engineering in FY 2009 for a study of actual distribution system demand as compared to the standard requirement of 0.6 gallons per minute per

connection. This effort proved quite successful, with the reduced demand factors now officially approved by the TCEQ.

In-house "mini-expansions" continue to prove their cost effectiveness by allowing incremental customer growth without the punishing expenditures associated with larger commercial contracting projects. The Tanner Loop is scheduled for completion in the late summer of 2010 and will allow the addition of new meters in the Bauer Road area. The most significant maintenance items are water line repairs estimated at $5,760 and maintenance of the Crestview system at $4,800 to include the cost of repair or replacement of an aeration blower for the activated sludge process. Meters and meter boxes are increased to $5,400. These items will be charged directly to the job event and no longer maintained in inventory, to reduce administrative costs.

FUND BALANCE

The fund balance was significantly impacted when GBRA and the POC MUD consummated the sale and purchase of that portion of the Rural Water Division. Over time, customer growth in other areas of the system has offset the loss of the Port O' Connor customer base. Funding of capital additions and operating expenditures as summarized in the following pages is normally provided by revenues from retail customer billings, as well as tap and membership fees. The fund balance after accounting for all budgeted sources and uses of funds for FY 2011 will increase by $12,212.

GUADALUPE-BLANCO RIVER AUTHORITY
WORKPLAN AND BUDGET
FISCAL YEAR ENDING AUGUST 31, 2011

070 - RURAL WATER

	FY 2010 BUDGET	FY 2011 BUDGET	FY 2010-2011 DIFFERENCE
OPERATING REVENUES			
WATER SALES & LAKE OPERATIONS:			
WATER SALES	801,156	811,279	10,123
Total WATER SALES & LAKE OPERATIONS	**801,156**	**811,279**	**10,123**
WASTEWATER SERVICES:			
SERVICE FEES-CRESTVIEW	38,688	38,688	
Total WASTEWATER SERVICES	**38,688**	**38,688**	
MISCELLANEOUS INCOME:			
MISCELLANEOUS REVENUES	9,600	9,600	
CRESTVIEW TAP FEES	816	816	
TAP FEES	30,000	30,000	
MEMBERSHIP FEES	36,000	36,000	
Total MISCELLANEOUS INCOME	**76,416**	**76,416**	
TOTAL OPERATING REVENUES	**916,260**	**926,383**	**10,123**
OPERATING EXPENSES			
STAFF TECHNICAL ASSISTANCE	19,087	20,393	1,306
SUPERVISION	36,975	35,265	(1,709)
LABOR	169,327	172,162	2,835
Total OPERATING SALARIES & WAGES	**225,388**	**227,820**	**2,432**
EMPLOYEE EXPENSES & BENEFITS:			
EMPLOYEES' TRAVEL	3,000	3,000	
EMPLOYEE BENEFITS	118,837	117,424	(1,413)
Total EMPLOYEE EXPENSES & BENEFITS	**121,837**	**120,424**	**(1,413)**
OPERATING SUPPLIES & SERVICES:			
TRUCK OPERATING EXPENSES	7,608	5,520	(2,088)
BUILDING RENTAL	4,272	4,272	
RIGHT-OF-WAY RENTALS	6,600	7,060	460
PUBLIC INFORMATION	1,200	900	(300)
DUES AND MEMBERSHIPS	600	600	
PUBLICATIONS AND BOOKS	1,200	360	(840)
SMALL TOOLS EXPENSE	2,500	2,500	

GUADALUPE-BLANCO RIVER AUTHORITY
WORKPLAN AND BUDGET
FISCAL YEAR ENDING AUGUST 31, 2011

070 - RURAL WATER

	FY 2010 BUDGET	FY 2011 BUDGET	FY 2010-2011 DIFFERENCE
TRACTORS AND EQUIPMENT	2,700	2,100	(600)
UNIFORMS AND LAUNDRY	1,800	1,800	
PROCESS/SPECIAL OPERATING	120	120	
TRANSMISSION CHARGES	37,000	39,600	2,600
BAD DEBT EXPENSE	120	600	480
TRAINING EXPENSES	2,400	1,800	(600)
SAFETY & EMERG. EXPENSES	2,400	2,400	
SECURITY EXPENSE	600	480	(120)
POWER AND UTILITIES	6,600	6,600	
OPERATING CHEMICALS	120		(120)
LAB SUPPLIES & EXPENSES	5,520	4,500	(1,020)
PROFESSIONAL FEES	480	600	120
CONTRACT LABOR		360	360
CRESTVIEW EXPENSES	16,000	16,000	
INSPECTION FEES	2,800	2,800	
COMMUNICATIONS	3,300	3,600	300
OFFICE SUPPLIES & EXPENSES	9,000	9,000	
COMPUTER SUPPLIES & SERVICE	4,500	4,500	
BANK SERVICE FEES	3,100	3,100	
INSURANCE EXPENSE	13,848	13,848	
MISCELLANEOUS EXPENSES	1,800	2,400	600
Total OPERATING SUPPLIES & SERVICES	**138,188**	**137,420**	**(768)**
MAINTENANCE & REPAIR			
LABOR	64,458	65,741	1,283
MATERIAL	18,300	19,860	1,560
SERVICES	10,020	12,460	2,440
Total MAINTENANCE & REPAIR	**92,778**	**98,061**	**5,283**
TOTAL OPERATING & MAINTENANCE	**578,192**	**583,726**	**5,534**
ADMINISTRATIVE & GENERAL:			
A & G EXPENSES	92,751	96,875	4,124
Total ADMINISTRATIVE & GENERAL	**92,751**	**96,875**	**4,124**
WATER PURCHASES/DELIVERY:			
INTERDIVISION WATER PURCH	218,591	230,367	11,776

GUADALUPE-BLANCO RIVER AUTHORITY
WORKPLAN AND BUDGET
FISCAL YEAR ENDING AUGUST 31, 2011

070 - RURAL WATER

	FY 2010 BUDGET	FY 2011 BUDGET	FY 2010-2011 DIFFERENCE
Total WATER PURCHASES/DELIVERY	**218,591**	**230,367**	**11,776**
TOTAL OPERATING EXPENSES	**889,533**	**910,967**	**21,434**
NET OPERATING INCOME	**26,727**	**15,416**	**(11,311)**

GUADALUPE-BLANCO RIVER AUTHORITY
WORKPLAN AND BUDGET
FISCAL YEAR ENDING AUGUST 31, 2011

070 - RURAL WATER

	FY 2010 BUDGET	FY 2011 BUDGET	FY 2010-2011 DIFFERENCE
OPERATING REVENUES	916,260	926,383	10,123
OPERATING EXPENSES	(889,533)	(910,967)	(21,434)
NET OPERATING INCOME	**26,727**	**15,416**	**(11,311)**
NON-OPERATING REVENUES (EXPENSES)			
INTEREST INCOME:			
INT ON OPERATING FUNDS	5,004	4,200	(804)
INT ON NOW ACCTS	96	96	
Total INTEREST INCOME	**5,100**	**4,296**	**(804)**
TOTAL NON-OPERATING REVENUES (EXPENSES)	**5,100**	**4,296**	**(804)**
CHANGE IN NET ASSETS	**31,827**	**19,712**	**(12,115)**
INTERFUND LOANS			
DEBT CAPITAL			
TOTAL FUNDS AVAILABLE	**31,827**	**19,712**	**(12,115)**
PURCHASES OF FIXED ASSETS			
OFFICE FURN & EQUIPMENT		7,500	7,500
Total PURCHASES OF FIXED ASSETS		**7,500**	**7,500**
WORK IN PROGRESS			
WIP-OPERATING	26,724		(26,724)
Total WORK IN PROGRESS	**26,724**		**(26,724)**
DEBT SERVICE			
TOTAL FUNDS APPLIED	**26,724**	**7,500**	**(19,224)**
NET CHANGE IN FUND BALANCE	**5,103**	**12,212**	**7,109**

GUADALUPE-BLANCO RIVER AUTHORITY
WORKPLAN AND BUDGET
FISCAL YEAR ENDING AUGUST 31, 2011

070 - RURAL WATER

	FY 2010 BUDGET	FY 2011 BUDGET	FY 2010-2011 DIFFERENCE
SALARIES & WAGES DETAIL			
STAFF TECHNICAL ASSISTANCE:			
STA- SUPERVISION	7,371	9,189	1,819
STA- CLERICAL	11,716	11,203	(513)
Total STAFF TECHNICAL ASSISTANCE	**19,087**	**20,393**	**1,306**
SUPERVISION:			
SUPERVISION	34,795	33,042	(1,753)
SUP- CRESTVIEW	2,180	2,223	43
Total SUPERVISION	**36,975**	**35,265**	**(1,709)**
OPERATING LABOR:			
CLERICAL	312	250	(62)
REG- OPERATING LABOR	95,526	97,427	1,901
CLR- OPERATING LABOR	53,985	55,059	1,074
REG- CRESTVIEW LABOR	7,926	7,805	(121)
OVT- OPERATING LABOR	6,316	6,442	126
OVT- CLERICAL LABOR	184		(184)
OVT- CRESTVIEW	5,078	5,179	101
Total OPERATING LABOR	**169,327**	**172,162**	**2,835**
MAINTENANCE & REPAIR			
M&R-LABOR:			
REG/LBR- CRESTVIEW	6,345	6,471	126
REG/LBR- OTHER	52,180	53,219	1,038
Total M&R-LABOR	**58,525**	**59,690**	**1,165**
M&R-OVERTIME:			
OVT/LBR- OTHER	5,933	6,051	118
Total M&R-OVERTIME	**5,933**	**6,051**	**118**
Total MAINTENANCE & REPAIR	**64,458**	**65,741**	**1,283**
WORK IN PROGRESS			
PROJECT DEVELOPMENT			
TOTAL SALARIES & WAGES	**289,846**	**293,561**	**3,715**

GUADALUPE-BLANCO RIVER AUTHORITY
WORKPLAN AND BUDGET
FISCAL YEAR ENDING AUGUST 31, 2011

070 - RURAL WATER

	FY 2010 BUDGET	FY 2011 BUDGET	FY 2010-2011 DIFFERENCE
MAINTENANCE & REPAIR DETAIL			
LABOR:			
REG/LBR- CRESTVIEW	6,345	6,471	126
REG/LBR- OTHER	52,180	53,219	1,038
OVT/LBR- OTHER	5,933	6,051	118
Total LABOR	**64,458**	**65,741**	**1,283**
MATERIAL:			
M&R/MAT- WATER LINES	5,640	5,640	
M&R/MAT- TOOLS &EQUIPMENT	900	900	
M&R/MAT- METERS	1,800	3,000	1,200
M&R/MAT- BACKFLOW PREVENT	120	120	
M&R/MAT- TRUCKS	240	240	
M&R/MAT- TELEMETRY EQUIP	120	120	
M&R/MAT- RADIO EQUIPMENT	120	120	
M&R/MAT- STOCK BUILDING	600	600	
M&R/MAT- PUMPS AND MOTORS	120	120	
M&R/MAT- METER BOXES	1,200	2,400	1,200
M&R/MAT- PRSR TANKS &CONT	120	120	
M&R/MAT- VALVES	1,440	1,440	
M&R/MAT- IND.BOOSTER STAT	120	120	
M&R/MAT- 6 MILE STATION	480	240	(240)
M&R/MAT- TRAILER	1,200	600	(600)
M&R/MAT- 3/4 TON PICKUP	180	180	
M&R/MAT- OFFICE BUILDING	900	900	
M&R/MAT- TRACK HOE	240	240	
M&R/MAT- TRUCK	180	180	
M&R/MAT- BORING MACHINE	240	240	
M&R/MAT- TRACTORS	180	180	
M&R/MAT- DISINFECT EQUIP.	120	120	
M&R/MAT- CRESTVIEW	1,800	1,800	
M&R/MAT- OTHER	240	240	
Total MATERIAL	**18,300**	**19,860**	**1,560**
SERVICES:			
M&R/SER- WATER LINES	120	120	
M&R/SER- TOOLS &EQUIPMENT	240	440	200
M&R/SER- METERS	480	1,200	720
M&R/SER- BACKFLOW PREVENT	120	440	320
M&R/SER- TRUCKS	840	2,400	1,560
M&R/SER- TELEMETRY EQUIP	120	120	
M&R/SER- RADIO EQUIPMENT	960	960	
M&R/SER- STOCK BUILDING	240	240	

GUADALUPE-BLANCO RIVER AUTHORITY
WORKPLAN AND BUDGET
FISCAL YEAR ENDING AUGUST 31, 2011

070 - RURAL WATER

	FY 2010 BUDGET	FY 2011 BUDGET	FY 2010-2011 DIFFERENCE
M&R/SER- PUMPS AND MOTORS	180	180	
M&R/SER- IND.BOOSTER STAT	480	120	(360)
M&R/SER- 6 MILE STATION	240	240	
M&R/SER- TRAILER	480	480	
M&R/SER- 3/4 TON PICKUP	180	180	
M&R/SER- OFFICE BUILDING	1,140	1,140	
M&R/SER- TRACK HOE	180	180	
M&R/SER- TRUCK	240	240	
M&R/SER- BORING MACHINE	120	120	
M&R/SER- TRACTORS	300	300	
M&R/SER- DISINFECT EQUIP.	120	120	
M&R/SER- CRESTVIEW	3,000	3,000	
M&R/SER- OTHER	240	240	
Total SERVICES	**10,020**	**12,460**	**2,440**
TOTAL MAINTENANCE & REPAIR	**92,778**	**98,061**	**5,283**

GUADALUPE-BLANCO RIVER AUTHORITY
WORKPLAN AND BUDGET
FISCAL YEAR ENDING AUGUST 31, 2011

070 - RURAL WATER

	FY 2010 BUDGET	FY 2011 BUDGET	FY 2010-2011 DIFFERENCE
WIP - OPERATING			
METER READING PRGM-SERVICE	11,400		(11,400)
Total	**11,400**		**(11,400)**
INST CUST MTRS-EQUIP CHG	5,184		(5,184)
INST CUST MTRS-SERVICE	1,500		(1,500)
INST CUST MTRS-MATERIALS	8,640		(8,640)
Total	**15,324**		**(15,324)**
TOTAL WIP - OPERATING	**26,724**		**(26,724)**

GUADALUPE-BLANCO RIVER AUTHORITY
WORKPLAN AND BUDGET
FISCAL YEAR ENDING AUGUST 31, 2011

RURAL WATER

	FY 2011 BUDGET
OFFICE FURN. & EQUIP.	
UTILITY BILLING APPLICATION	7,500
Total OFFICE FURN. & EQUIP.	**7,500**
TOTAL CAPITAL ADDITIONS	**7,500**

Victoria WWTP

This division operates and manages the City of Victoria's Regional and Willow Street Wastewater Treatment Plants, under contract for the City of Victoria, with a combined permitted capacity of 12.1 mgd.

The Regional Plant is permitted to treat up to 9.6 million gallons per day (mgd) using a complete mix, activated sludge process. Waste sludge is dewatered by a belt press that increases the solids contents from two to twenty percent. This plant is also an approved site for acceptance and treatment of septic tank waste.

The Willow Street Plant is permitted to treat up to 2.5 mgd using a combination of a high rate trickling filter process followed by a solids contact activated sludge process, and its operation is monitored by instrumentation located at the Regional Plant. This plant also has a storm water permit in place that monitors any storm water runoff for contaminants.

Both plants provide wastewater treatment service in an environmentally-responsible manner. An on-site laboratory conducts daily sample testing to ensure treated product meets all state and federal guidelines. Furthermore, Biomonitoring and Table II and III testing is performed on each plant. "Biomonitoring" tests are performed on two aquatic species - a microscopic crustacean and the fathead minnow. Table II and III testing monitors for metals, pesticides and herbicides. These test help to ensure that aquatic life and the environment will not be harmed by treated wastewater effluent returned to the Guadalupe River.

In addition, division staff promote public education through tours and presentations to schools and community groups.

- Service Provided: Wastewater treatment
- Location: Victoria, TX
- Startup Operation Date: 1972
- Customer: City of Victoria
- Service Population: 60,000
- Capacity:9.6 mgd (Reg), 2.5 mgd (Willow)
- # of Current Employees: 9
- Budgeted Revenue: $787,789
- Expansions: 1981, 1992, 1998

Victoria Regional WWR Division Organizational Chart

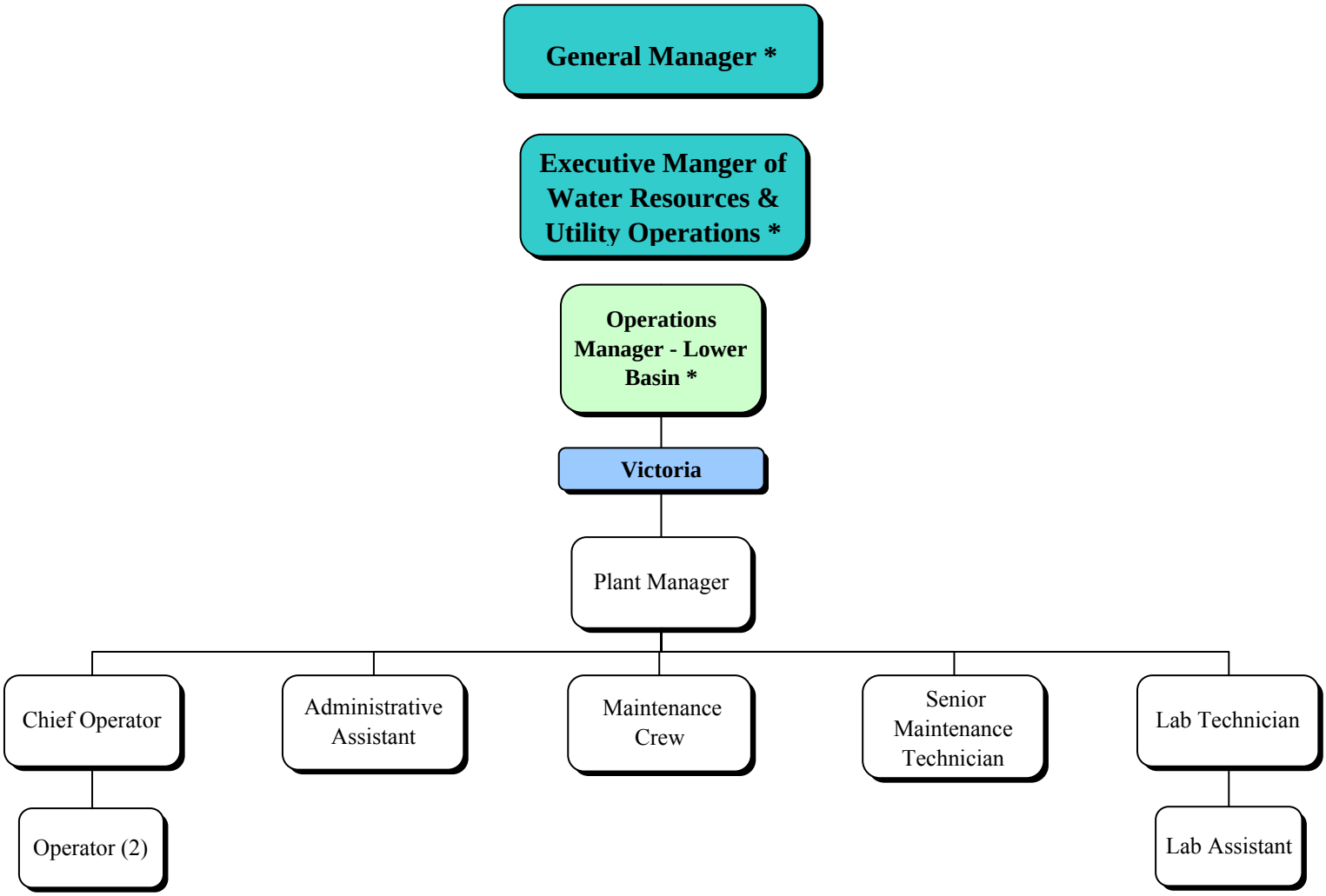

* GBRA employee from another Division

Staffing Summary

Victoria	# of Authorized Positions (FTE)		
	2009	2010	2011
Plant Manager	1	1	1
Chief Operator	1	1	1
Electrical/Instrumentation Technician	1	---	---
Lab Technician	1	1	1
Senior Maintenance Technician	1	1	1
Operator	8	8	2
Administrative Assistant	1	1	1
Lab Assistant	1	1	1
Maintenance Crew	5	5	1
Supply Chief	1	---	---
Total	**21**	**19**	**9**

Changes from FY 2009 to FY 2010
1-Supply Chief position was removed.
1-Electrical/Instrumentation Technician was removed.

Changes from FY 2010 to FY 2011
6-Operator positions were removed.
4-Maintenance Crew positions were removed.

Budget Summary

Division: **Victoria**

Description

The Victoria Regional Wastewater Reclamation Division has contracted with the City of Victoria since 1972 to provide services from the Victoria Regional Wastewater Treatment Plant and the Willow Street Wastewater Treatment Plant. The combined average treatment capacity of both plants is 12.1 million gallons per day (mgd). The Regional Plant uses a complete mix activated sludge process. The waste sludge is dewatered by a belt press system and is hauled by division personnel to the city's compost facility or the sanitary landfill for proper disposal by Allied Waste. The Willow Street plant utilizes a trickling filter/solids contact process, and transfers its waste sludge by truck to the Regional Plant for dewatering and disposal.

Objectives

The following objectives are the division's operating plan for FY 2011 in working toward the goals and objectives as outlined in the mission statement.

WATER RESOURCE MANAGEMENT GOAL

To …continue to develop energy conservation measures at both plants focusing on automatic aeration control.

To … keep actual operating and maintenance expenditures five percent less than budget projections.

To … to review and update the Emergency Operating and Emergency Response Plans.

WATER QUALITY GOAL

To … have zero permit violations at each treatment facility.

To… actively monitor trucked waste that is disposed of at the plant in an effort to preserve effluent quality. Continue laboratory testing to include City of Victoria Local Limits.

To … actively monitor influent and effluent for City of Victoria Local Limits.

To … complete all work orders in a timely manner, insuring dependable operating equipment, in order to preserve water quality.

To…continue program to replace clarifier weirs.

PUBLIC SERVICES GOAL

To … have zero lost time accidents.

To … report and investigate 100 percent of all incidents and accidents.

To … participate in the Health & Wellness program with at least 50% attendance at the Health Fair.

To … continue to develop a partnership with the Regional Laboratory in order to increase customer base for the Seguin Laboratory.

To … participate in company sponsored volunteer projects, workdays and special events.

ECONOMIC DEVELOPMENT GOAL

To … continue implementation of fee structure for annual municipal waste generator site inspections and continued sampling and testing of trucked waste.

To…continue working with the TCEQ to obtain a Type V Municipal Solid Waste permit in order to continue processing domestic waste products for the Golden Crescent area.

TECHNICAL ASSISTANCE AND SUPPORT GOAL

To … provide for increased communication in the form of the following GBRA wide committees: computer, electrical, procurement, safety, laboratory, security and preventive maintenance, with at minimum of a once per year meeting.

To … provide technical assistance to surrounding and local utilities.

To … meet or exceed the minimum license training requirements by attending no less than 10 hours of training per year.

COMMUNICATION AND EDUCATION

To … participate in the Texas Water Utilities Association Golden Crescent District by having at least two members active in committees. Provide assistance with annual Day School.

To … announce license upgrades at the Golden Crescent Water Utilities Association meeting and in GBRA bulletins.

To … host training schools at the Regional Plant throughout the year.

To … provide facility tours for local schools upon request.

(This page was intentionally left blank)

Budget Summary

REVENUES - Victoria

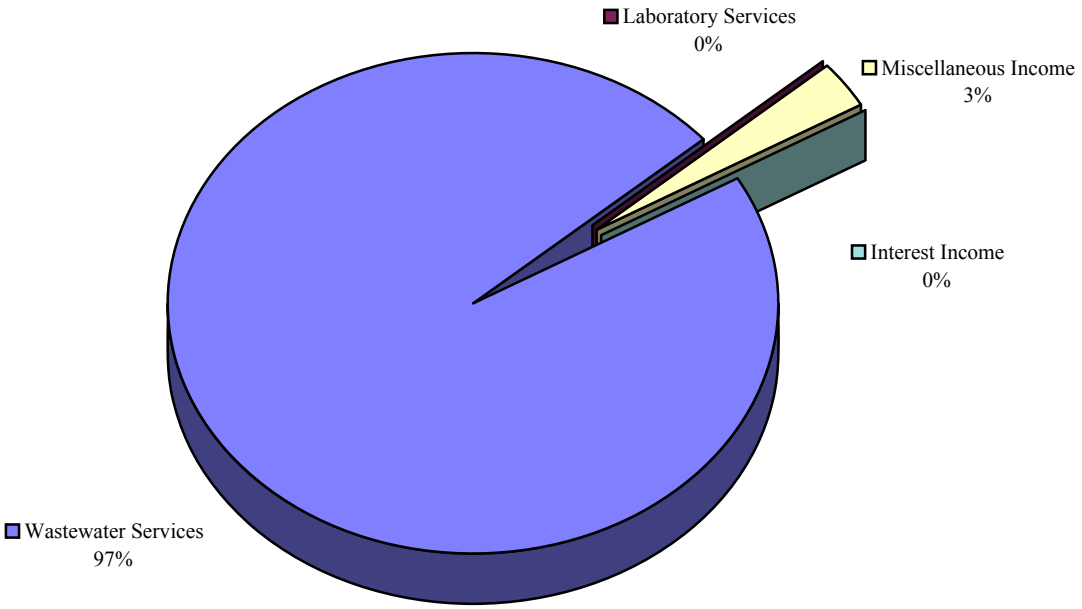

Revenues	FY 2009 Actual	FY 2010 Budget	FY 2011 Budget
Pollution & Industrial Financing			
Power Sales			
Water Sales & Lake Operations			
Recreation & Land Use			
Wastewater Services	3,311,946	3,013,215	763,789
Laboratory Services			
Rentals			
Administrative & General			
Miscellaneous Income	64,965	70,000	24,000
Total Operating Revenue	**3,376,910**	**3,083,215**	**787,789**
Interest Income	7,436	15,612	820
Grand Total Revenues	**3,384,346**	**3,098,827**	**788,609**

Budget Summary

EXPENSES - Victoria

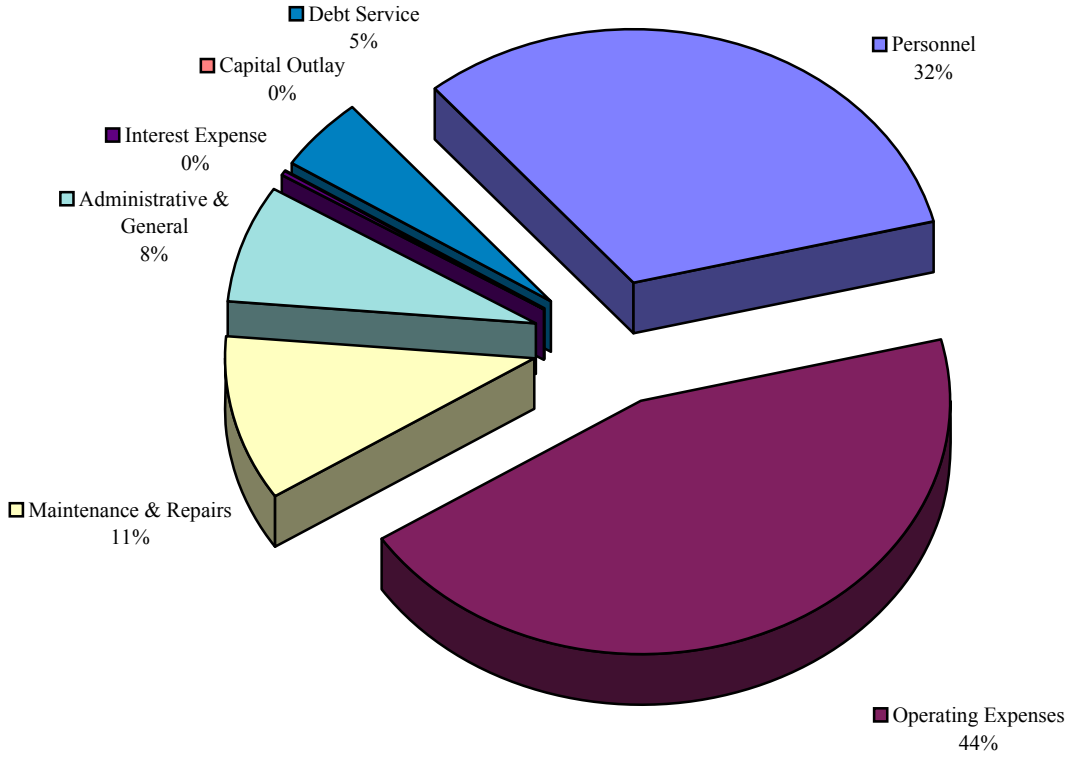

Expenses	FY 2009 Actual	FY 2010 Budget	FY 2011 Budget
Personnel	1,278,855	810,047	254,287
Operating Expenses	984,357	956,326	351,121
Maintenance & Repairs	241,989	267,933	83,171
Administrative & General	293,714	268,635	59,370
Total Operating Expenses	**2,798,916**	**2,302,941**	**747,949**
Interest Expense	91,750	46,986	3,809
Capital Outlay	60,881	23,000	
Debt Service	750,000	682,500	36,250
Grand Total Expenses	**3,701,548**	**3,055,427**	**788,008**

Victoria Regional Wastewater Reclamation Division
Operating Plan for Partial Fiscal Year Ending 12/31/10

BACKGROUND

The Victoria Regional Wastewater Reclamation Division operates and maintains two wastewater treatment plants under a contractual agreement with the City of Victoria. The treatment plants include the Regional Plant and the Willow Street Plant. The Regional Plant is a 9.6 MGD complete mix activated sludge plant, and the Willow Street Plant is a 2.5 MGD trickling filter/solids contact plant.

The Victoria City Council previously adopted a resolution in 2009 authorizing the City Manager to execute all documents necessary to terminate the Amended and Restated Regional Wastewater Disposal Contract between the Guadalupe-Blanco River Authority and the City of Victoria effective on December 31, 2010. Therefore, the budget contained herein is based on the first four months of the 2011 fiscal year beginning on September 1, 2010 and ending on December 31, 2010 at which time the existing contract will expire and ownership and operation of the Regional and Willow Street wastewater plant will be transferred to the City of Victoria.

OPERATING EXPENDITURES

The budget is based upon a projected total average daily flow of 7.3 MGD. Major operating expenses during the four month budget period include chemicals, power, annual TCEQ inspection fees and laboratory fees. Materials and services budgeted provide for the preventive maintenance and repair of existing plant equipment and infrastructure. No capital additions or work-in-progress (work authorizations) are proposed during the four month budget period.

FUND BALANCE

Funds for all expenditures summarized in the following pages will be provided from revenues from the City of Victoria along with revenues derived from wastewater processing services provided for the disposal and treatment of trucked waste from domestic waste haulers. Since the division represents a contract operation in which GBRA does not over-recover nor under-recover its costs, the net change in fund balance for the first four month of FY 2011 amounts to $600.

GUADALUPE-BLANCO RIVER AUTHORITY
WORKPLAN AND BUDGET
PARTIAL FISCAL YEAR ENDING DECEMBER 31, 2010

081 - VICTORIA WWTP

	FY 2010 BUDGET	FY 2011 BUDGET	FY 2010-2011 DIFFERENCE
OPERATING REVENUES			
WASTEWATER SERVICES:			
PLANT O&M EXPENSES	2,034,305	688,579	(1,345,726)
ADMINISTRATIVE & GENERAL	268,635	59,370	(209,265)
CREDIT INTEREST EARNINGS	(3,792)	(200)	3,592
CREDIT-MISC. REVENUES	(70,000)	(24,000)	46,000
DEBT SERVICE REQUIREMENTS	700,170	37,616	(662,554)
CAP.APPR. BOND REVENUE	29,316	2,443	(26,873)
CREDIT-INT EARN I&S FUND	(3,420)	(20)	3,400
ADDS. TO PLANT AND EQUIP.	58,000		(58,000)
Total WASTEWATER SERVICES	**3,013,215**	**763,789**	**(2,249,426)**
MISCELLANEOUS INCOME:			
PROCESSING REVENUES	70,000	24,000	(46,000)
Total MISCELLANEOUS INCOME	**70,000**	**24,000**	**(46,000)**
TOTAL OPERATING REVENUES	**3,083,215**	**787,789**	**(2,295,426)**
OPERATING EXPENSES			
STAFF TECHNICAL ASSISTANCE	37,378	14,975	(22,403)
SUPERVISION	90,907	38,891	(52,016)
LABOR	341,347	98,979	(242,368)
Total OPERATING SALARIES & WAGES	**469,633**	**152,845**	**(316,788)**
EMPLOYEE EXPENSES & BENEFITS:			
EMPLOYEES' TRAVEL	9,372	2,414	(6,958)
EMPLOYEE BENEFITS	232,689	71,964	(160,725)
Total EMPLOYEE EXPENSES & BENEFITS	**242,061**	**74,378**	**(167,683)**
OPERATING SUPPLIES & SERVICES:			
TRUCK OPERATING EXPENSES	14,976	5,600	(9,376)
AUTO OPERATING EXPENSES	1,848	616	(1,232)
EQUIPMENT RENTAL	2,340	560	(1,780)
DUES AND MEMBERSHIPS	2,736	912	(1,824)
PUBLICATIONS AND BOOKS	3,588	1,196	(2,392)
TRACTORS AND EQUIPMENT	19,344	6,448	(12,896)
UNIFORMS AND LAUNDRY	8,400	2,075	(6,325)
PROCESS/SPECIAL OPERATING	18,874	5,343	(13,531)

GUADALUPE-BLANCO RIVER AUTHORITY
WORKPLAN AND BUDGET
PARTIAL FISCAL YEAR ENDING DECEMBER 31, 2010

081 - VICTORIA WWTP

	FY 2010 BUDGET	FY 2011 BUDGET	FY 2010-2011 DIFFERENCE
BIOSOLIDS DISPOSAL COSTS	780	260	(520)
PRETREATMENT EXPENSES	10,600	3,533	(7,067)
TRAINING EXPENSES	12,000	4,000	(8,000)
SAFETY & EMERG. EXPENSES	10,419	3,473	(6,946)
SECURITY EXPENSE	545	182	(363)
POWER AND UTILITIES	420,708	140,236	(280,472)
CHLORINE	44,369	14,790	(29,579)
SULFUR DIOXIDE	37,878	12,626	(25,252)
POLYMER	50,000	16,667	(33,333)
LAB SUPPLIES & EXPENSES	22,000	7,333	(14,667)
PROFESSIONAL FEES	9,998	3,333	(6,665)
INSPECTION FEES	83,664	55,000	(28,664)
SB. 818 ASSESSMENT	35,592	25,000	(10,592)
COMMUNICATIONS	8,760	2,920	(5,840)
OFFICE SUPPLIES & EXPENSES	15,853	4,100	(11,753)
COMPUTER SUPPLIES & SERVICE	10,656	3,552	(7,104)
BANK SERVICE FEES	850	850	
INSURANCE EXPENSE	69,552	23,184	(46,368)
MISCELLANEOUS EXPENSES	39,996	7,332	(32,664)
Total OPERATING SUPPLIES & SERVICES	**956,326**	**351,121**	**(605,205)**
MAINTENANCE & REPAIR			
LABOR	98,353	27,065	(71,288)
MATERIAL	78,817	24,373	(54,444)
SERVICES	189,116	58,798	(130,318)
Total MAINTENANCE & REPAIR	**366,286**	**110,236**	**(256,050)**
TOTAL OPERATING & MAINTENANCE	**2,034,305**	**688,579**	**(1,345,726)**
ADMINISTRATIVE & GENERAL:			
A & G EXPENSES	268,635	59,370	(209,265)
Total ADMINISTRATIVE & GENERAL	**268,635**	**59,370**	**(209,265)**
TOTAL OPERATING EXPENSES	**2,302,941**	**747,949**	**(1,554,991)**
NET OPERATING INCOME	**780,274**	**39,839**	**(740,435)**

GUADALUPE-BLANCO RIVER AUTHORITY
WORKPLAN AND BUDGET
PARTIAL FISCAL YEAR ENDING DECEMBER 31, 2010

081 - VICTORIA WWTP

	FY 2010 BUDGET	FY 2011 BUDGET	FY 2010-2011 DIFFERENCE
OPERATING REVENUES	3,083,215	787,789	(2,295,426)
OPERATING EXPENSES	(2,302,941)	(747,949)	1,554,991
NET OPERATING INCOME	**780,274**	**39,839**	**(740,435)**
NON-OPERATING REVENUES (EXPENSES)			
INTEREST INCOME:			
INT ON OPERATING FUNDS	8,400	600	(7,800)
INT ON FULLY FUNDED ACCTS	3,792	200	(3,592)
INT ON I & S FUND	3,420	20	(3,400)
Total INTEREST INCOME	**15,612**	**820**	**(14,792)**
INTEREST & BANK FEES:			
INT ON CAP.APPR. BONDS	(29,316)	(2,443)	26,873
INT ON '96 REVENUE BONDS	(17,670)	(1,366)	16,304
Total INTEREST & BANK FEES	**(46,986)**	**(3,809)**	**43,177**
TOTAL NON-OPERATING REVENUES (EXPENSES)	**(31,374)**	**(2,989)**	**28,385**
CHANGE IN NET ASSETS	**748,900**	**36,850**	**(712,050)**
INTERFUND LOANS			
DEBT CAPITAL			
TOTAL FUNDS AVAILABLE	**748,900**	**36,850**	**(712,050)**
PURCHASES OF FIXED ASSETS			
STRUCTURES & IMPROVEMENTS	23,000		(23,000)
Total PURCHASES OF FIXED ASSETS	**23,000**		**(23,000)**
WORK IN PROGRESS			
WIP-OPERATING	35,000		(35,000)
Total WORK IN PROGRESS	**35,000**		**(35,000)**

GUADALUPE-BLANCO RIVER AUTHORITY
WORKPLAN AND BUDGET
PARTIAL FISCAL YEAR ENDING DECEMBER 31, 2010

081 - VICTORIA WWTP

	FY 2010 BUDGET	FY 2011 BUDGET	FY 2010-2011 DIFFERENCE
DEBT SERVICE			
BONDS PAID	682,500	36,250	(646,250)
Total DEBT SERVICE	**682,500**	**36,250**	**(646,250)**
TOTAL FUNDS APPLIED	**740,500**	**36,250**	**(704,250)**
NET CHANGE IN FUND BALANCE	**8,400**	**600**	**(7,800)**

GUADALUPE-BLANCO RIVER AUTHORITY
WORKPLAN AND BUDGET
PARTIAL FISCAL YEAR ENDING DECEMBER 31, 2010

081 - VICTORIA WWTP

	FY 2010 BUDGET	FY 2011 BUDGET	FY 2010-2011 DIFFERENCE
SALARIES & WAGES DETAIL			
STAFF TECHNICAL ASSISTANCE:			
STA- SUPERVISION	18,655	9,403	(9,253)
STA- CLERICAL	18,723	5,572	(13,150)
Total STAFF TECHNICAL ASSISTANCE	**37,378**	**14,975**	**(22,403)**
SUPERVISION:			
SUPERVISION	90,907	38,891	(52,016)
Total SUPERVISION	**90,907**	**38,891**	**(52,016)**
OPERATING LABOR:			
CLERICAL	825	91	(734)
REG- OPERATING LABOR	55,902	50,031	(5,871)
CLR- OPERATING LABOR	40,062	13,130	(26,932)
REG- LABORATORY LABOR	70,133	26,495	(43,638)
REG- PRESS OPERATIONS LABOR	114,961	367	(114,594)
REG- SAFETY & TRAINING	125	128	3
OVT- OPERATING LABOR	59,338	8,737	(50,602)
Total OPERATING LABOR	**341,347**	**98,979**	**(242,368)**
MAINTENANCE & REPAIR			
M&R-LABOR:			
REG/LBR- OTHER	95,545	26,561	(68,985)
Total M&R-LABOR	**95,545**	**26,561**	**(68,985)**
M&R-OVERTIME:			
OVT/LBR- OTHER	2,808	504	(2,304)
Total M&R-OVERTIME	**2,808**	**504**	**(2,304)**
Total MAINTENANCE & REPAIR	**98,353**	**27,065**	**(71,288)**
WORK IN PROGRESS			
PROJECT DEVELOPMENT			
TOTAL SALARIES & WAGES	**567,986**	**179,910**	**(388,076)**

GUADALUPE-BLANCO RIVER AUTHORITY
WORKPLAN AND BUDGET
PARTIAL FISCAL YEAR ENDING DECEMBER 31, 2010

081 - VICTORIA WWTP

	FY 2010 BUDGET	FY 2011 BUDGET	FY 2010-2011 DIFFERENCE
MAINTENANCE & REPAIR DETAIL			
LABOR:			
REG/LBR- OTHER	95,545	26,561	(68,985)
OVT/LBR- OTHER	2,808	504	(2,304)
Total LABOR	**98,353**	**27,065**	**(71,288)**
MATERIAL:			
M&R/MAT- PUMP SERVICE	2,550	850	(1,700)
M&R/MAT- SECURITY SYSTEMS	500	167	(333)
M&R/MAT- BUBBLER SYSTEM	859	286	(573)
M&R/MAT- GATES & VALVES	7,250	780	(6,470)
M&R/MAT- INSTRUMENTATION	2,175	725	(1,450)
M&R/MAT- WATER SEALS	1,300	433	(867)
M&R/MAT- PROCESS UNIT CLE	1,650	550	(1,100)
M&R/MAT- AERATORS	4,350	1,833	(2,517)
M&R/MAT- CLARIFIERS	2,220	740	(1,480)
M&R/MAT- CHLORINATION SYS	9,300	1,933	(7,367)
M&R/MAT- POTABLE WTR SYS	1,220	407	(813)
M&R/MAT- BIOSOLIDS BEDS	400	133	(267)
M&R/MAT- NON/POT WTR SYS	1,270	423	(847)
M&R/MAT- GROUNDSKEEPING	4,300	1,433	(2,867)
M&R/MAT- UNIT 80		33	33
M&R/MAT- UNIT 81		33	33
M&R/MAT- MOTOR CONTROLS	960	320	(640)
M&R/MAT- BUILDING	1,150	717	(433)
M&R/MAT- DIGESTER	175	58	(117)
M&R/MAT- EQUIP PAINTING	1,000	333	(667)
M&R/MAT- STRUC PAINTING	800	267	(533)
M&R/MAT- LIGHT SYSTEM	3,460	400	(3,060)
M&R/MAT- TRICKLIN FILTERS	650	217	(433)
M&R/MAT- TOOLS & EQUIP	3,400	1,133	(2,267)
M&R/MAT- RADIO EQUIP	500	167	(333)
M&R/MAT- BIOSOLIDS PRESS	11,150	4,167	(6,983)
M&R/MAT- DECHLORINATION	2,175	833	(1,342)
M&R/MAT- BAR SCREEN/GRIT	950	1,333	383
M&R/MAT- CLARVC BIOSOLIDS LF	850	167	(683)
M&R/MAT- EMERG. GENERATOR	1,400	167	(1,233)
M&R/MAT- UNIT 83,DUMP TRK	500	167	(333)
M&R/MAT- UNIT 82, IH DUMP	740	247	(493)
M&R/MAT- KUBOTA TRACTOR	120	40	(80)
M&R/MAT- BACKHOE	120	40	(80)
M&R/MAT- UNIT 85 F.L. DUMP TRK	740	247	(493)
M&R/MAT- UNIT 87, PICKUP	500	167	(333)
M&R/MAT- IH VACUUM TRUCK	240	167	(73)

GUADALUPE-BLANCO RIVER AUTHORITY
WORKPLAN AND BUDGET
PARTIAL FISCAL YEAR ENDING DECEMBER 31, 2010

081 - VICTORIA WWTP

	FY 2010 BUDGET	FY 2011 BUDGET	FY 2010-2011 DIFFERENCE
M&R/MAT- UNIT 86 SEDAN	1,615	167	(1,448)
M&R/MAT- POLARIS RANGER	978	326	(652)
M&R/MAT- SCAGG MOWERS	700	233	(467)
M&R/MAT- ELECT.JUNCTION BOXES	800	267	(533)
M&R/MAT- SAFETY WORK	2,000	667	(1,333)
M&R/MAT- NUTS,BOLTS,ETC.	1,800	600	(1,200)
Total MATERIAL	**78,817**	**24,373**	**(54,444)**
SERVICES:			
M&R/SER- PUMP SERVICE	33,000	11,333	(21,667)
M&R/SER- SECURITY SYSTEMS	1,000	333	(667)
M&R/SER- GATES & VALVES	3,500	1,333	(2,167)
M&R/SER- INSTRUMENTATION	8,255	2,752	(5,503)
M&R/SER- PROCESS UNIT CLE	28,000	9,000	(19,000)
M&R/SER- AERATORS	7,300	3,167	(4,133)
M&R/SER- CLARIFIERS	2,000	667	(1,333)
M&R/SER- CHLORINATION SYS	10,200	3,400	(6,800)
M&R/SER- GROUNDSKEEPING	12,500	2,000	(10,500)
M&R/SER- UNIT 80	680	227	(453)
M&R/SER- UNIT 81	1,180	393	(787)
M&R/SER- MOTOR CONTROLS	3,000	1,000	(2,000)
M&R/SER- BUILDING	20,200	4,567	(15,633)
M&R/SER- DIGESTER	50	17	(33)
M&R/SER- LIGHT SYSTEM	2,300	333	(1,967)
M&R/SER- TRICKLIN FILTERS	1,000	333	(667)
M&R/SER- TOOLS & EQUIP	480	160	(320)
M&R/SER- RADIO EQUIP	600	200	(400)
M&R/SER- BIOSOLIDS PRESS	12,500	4,167	(8,333)
M&R/SER- DECHLORINATION	4,000	1,500	(2,500)
M&R/SER- BAR SCREEN/GRIT	9,000	2,333	(6,667)
M&R/SER- EMERG. GENERATOR	5,600	1,867	(3,733)
M&R/SER- UNIT 83,DUMP TRK	2,904	968	(1,936)
M&R/SER- UNIT 82, IH DUMP	2,300	767	(1,533)
M&R/SER- KUBOTA TRACTOR	1,000	333	(667)
M&R/SER- BACKHOE	2,000	667	(1,333)
M&R/SER- UNIT 85 F.L. DUMP TRK	1,700	667	(1,033)
M&R/SER- UNIT 87, PICKUP	500	167	(333)
M&R/SER- IH VACUUM TRUCK	2,800	933	(1,867)
M&R/SER- GOLF CART	500	167	(333)
M&R/SER- UNIT 86 SEDAN	1,242	414	(828)
M&R/SER- POLARIS RANGER	125	67	(58)
M&R/SER- SCAGG MOWERS	1,000	333	(667)
M&R/SER- SAFETY WORK	6,700	2,233	(4,467)

GUADALUPE-BLANCO RIVER AUTHORITY
WORKPLAN AND BUDGET
PARTIAL FISCAL YEAR ENDING DECEMBER 31, 2010

081 - VICTORIA WWTP

	FY 2010 BUDGET	FY 2011 BUDGET	FY 2010-2011 DIFFERENCE
Total SERVICES	**189,116**	**58,798**	**(130,318)**
TOTAL MAINTENANCE & REPAIR	**366,286**	**110,236**	**(256,050)**

GUADALUPE-BLANCO RIVER AUTHORITY
WORKPLAN AND BUDGET
PARTIAL FISCAL YEAR ENDING DECEMBER 31, 2010

081 - VICTORIA WWTP

	FY 2010 BUDGET	FY 2011 BUDGET	FY 2010-2011 DIFFERENCE
WIP - OPERATING			
CLARIFIER WEIRS-SERVICE	35,000		(35,000)
Total	**35,000**		**(35,000)**
TOTAL WIP - OPERATING	**35,000**		**(35,000)**

Coleto Creek Reservoir

The Coleto Creek Park and Reservoir, located midway between Victoria and Goliad, is a joint project between International Power America and the GBRA. At normal pool elevation it covers 3,100 surface acres with 61 miles of shoreline. The main purpose of the reservoir is to serve as a cooling pond for the International Power America's adjacent coal fired power plant. The reservoir is fed through four major creeks from a 507 square mile drainage basin. The average depth is eleven feet and the reservoir is maintained at a constant level except during drought conditions.

The reservoir system is monitored for shoreline pollution, and division staff educates the public on prevention techniques. The division also participates in an aquatic plant management program to control noxious aquatic vegetation.

- Service Provided: Cooling reservoir
- Location: Fannin, TX
- Startup Operation Date: 1981
- Customer: International Power America
- Capacity: 35,084 acre feet
- # of Current Employees: 6
- Budgeted Revenue: $907,380

Coleto Creek Recreation

Opened to the public in February 1981 for year-round outdoor recreation opportunities and access to the Coleto Creek Reservoir, the park consists of 190 acres, of which approximately 40 acres have been developed.

The Park currently has:

- Fifty-two multi-use campsites (water, 20/30 amp electric hookups, BBQ grill, and picnic table)
- Six multi-use pull through campsites (20/30/50 amp service, water, BBQ grill, table)
- Four camping cabins
- Picnic area with 70 picnic tables with BBQ grills, marked swimming area, playground, and sand volleyball courts.
- Four lane boat ramp, that provides the only public access to the reservoir.
- Two group pavilions for family reunions, company picnics, class reunions, etc. with their own volleyball court, horseshoe pit, marked swimming area, BBQ pit, water, and electricity.
- Two hundred foot lighted fishing pier.
- A 1 1/2 mile long hiking and nature trail.
- Restroom facilities.

- Service Provided: Water Recreation
- Location: Fannin, TX
- Startup Operation Date: 1981
- Customer: Public recreationalist
- # of Current Employees: 8
- Budgeted Revenue: $709,633

GBRA Coleto Creek Division

flowing solutions

Coleto Creek Division Organizational Chart

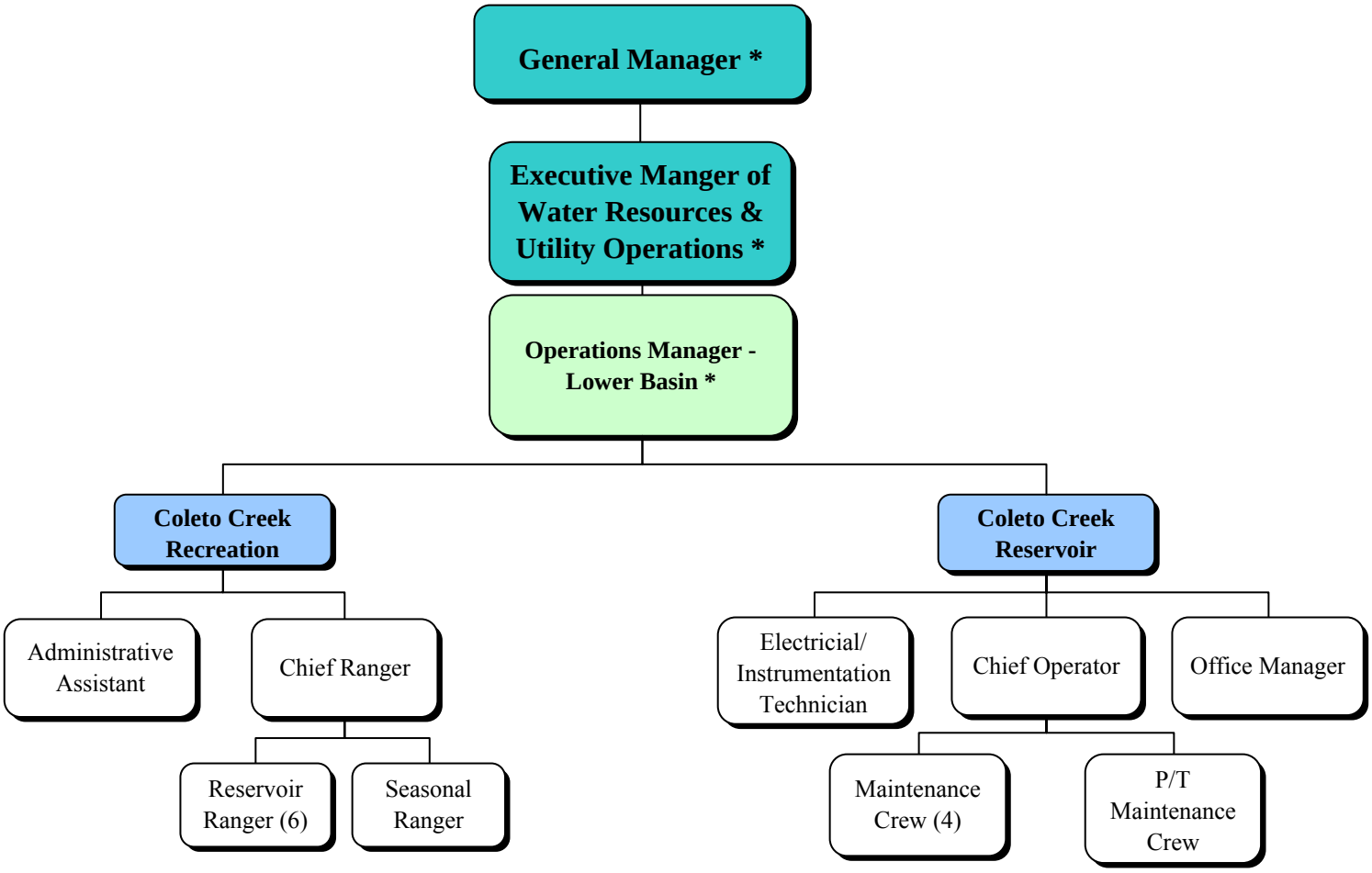

* GBRA employee from another Division

Staffing Summary

Coleto Creek	# of Authorized Positions (FTE)		
	2009	2010	2011
Coleto Creek Reservoir			
Chief Operator	1	1	1
Electrical/Instrumentation Technician	1	1	1
Office Manager	1	1	1
Maintenance Crew	4	4	4
Part-Time Maintenance Crew	0.5	0.5	0.5
Total Reservoir	7.5	7.5	7.5
Coleto Creek Recreation			
Chief Ranger	1	1	1
Reservoir Ranger	6	6	6
Administrative Assistant	1	1	1
Seasonal Ranger	0.5	0.5	0.5
Total Recreation	8.5	8.5	8.5
Total	**16**	**16**	**16**

Changes from FY 2009 to FY 2010
No staffing changes for this division.

Changes from FY 2010 to FY 2011
No staffing changes for this division.

Budget Summary

Division: **Coleto Creek**

Description

Coleto Creek Division management personnel in the Reservoir and Recreation Systems have operated the Coleto Creek Reservoir and Park, located thirteen miles southwest of Victoria, since June 1980. Natural flows from the Guadalupe River are diverted to Coleto Creek Reservoir under a permit issued by the State of Texas. The 3,100 acre Reservoir, which is normally maintained at an elevation of 98.0' mean sea level, provides cooling water to the Coleto Creek Power Station located near Fannin. The Coleto Creek Recreation System manages the park property and facilities adjacent to the reservoir, including a 200-foot lighted pier, multi-use campsites for RV and tent camping, camping cabins, rental travel trailers, a 4-lane boat ramp, picnic and swimming areas, hike/bike/nature trails, children's playgrounds, volleyball courts, and group pavilions.

Objectives

The following objectives are the division's operating plan for FY 2011 in working toward the goals and objectives as outlined in the mission statement.

WATER RESOURCE MANAGEMENT GOAL

To … develop a network of rain gauges over the reservoir watershed to assist the National Weather Service River Forecast Center in forecasting flood flows into the reservoir.

WATER QUALITY GOAL

To ... continue to identify and monitor all septic systems adjacent to the Coleto Creek Reservoir as well as existing oil and gas operations, major shoreline disturbances, etc. that may create a potential water quality problem. Program to include:

- Annual water quality sampling in residential areas (Lakewood Subdivision, Twin Lake Oaks, Coleto Farms Estates, Perdido Pointe Subdivision).
- Annual inspection of all Coleto Creek Project property to identify non-permitted property modifications on leaseback property and non-permitted oil and gas activities.

PUBLIC SERVICES GOAL

To … continue evaluation of current services provided by GBRA to customers to determine future recreational needs and facility development. GBRA will pursue outside sources of funding (grants, etc) to assist with facility development.

ECONOMIC DEVELOPMENT GOAL

To … continue participation in the Coastal Bend Regional Tourism Council, Victoria Partnership and the Goliad County Economic Development Coordinator in the support of economic and tourism development in the Coastal Bend area. GBRA's focus will be the promotion of economic and tourism development on a "region-wide" basis instead of individual community programs.

TECHNICAL ASSISTANCE AND SUPPORT GOAL

To … develop and host cooperative training programs to benefit GBRA, our customers, the general public and other entities. Training program will include:

- TAES Cooperative Courses
- TPWD Safe Boating, Hunting, and Fishing Classes
- Aquatic Plant Management and Control Programs
- Texas Master Naturalist Programs

COMMUNICATION AND EDUCATION

To … display exhibits on GBRA operations at regional trade and travel shows, field days, and tours for area schools. To work on partnerships needed to develop a Coleto Creek Outdoor Learning Center to utilize in providing a variety of outdoor and environmental education programs.

To … develop an early warning system and education program for downstream interests, media, general public, etc. on the operation of the Coleto Creek Reservoir during flood events.

Budget Summary

REVENUES - Coleto Creek

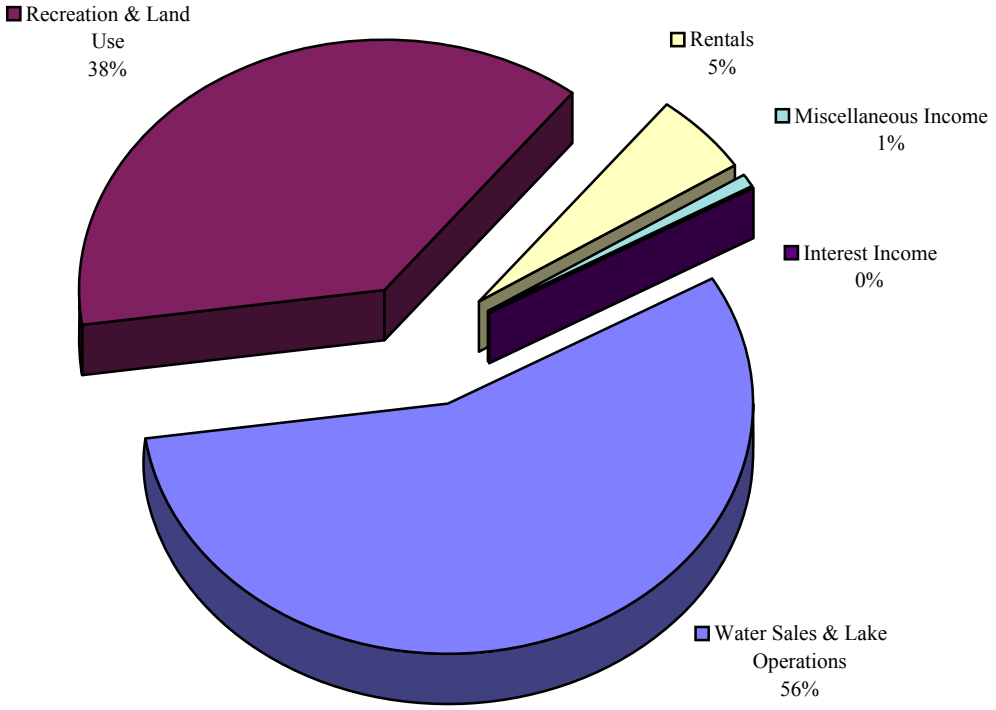

Revenues	FY 2009 Actual	FY 2010 Budget	FY 2011 Budget
Pollution & Industrial Financing			
Power Sales			
Water Sales & Lake Operations	1,044,373	840,014	907,380
Recreation & Land Use	484,804	613,900	609,320
Wastewater Services			
Laboratory Services			
Rentals	81,268	82,398	86,513
Administrative & General			
Miscellaneous Income	11,543	12,800	13,800
Total Operating Revenues	**1,621,989**	**1,549,112**	**1,617,013**
Interest Income	42	60	96
Grand Total Revenues	**1,622,031**	**1,549,172**	**1,617,109**

Budget Summary

EXPENSES - Coleto Creek

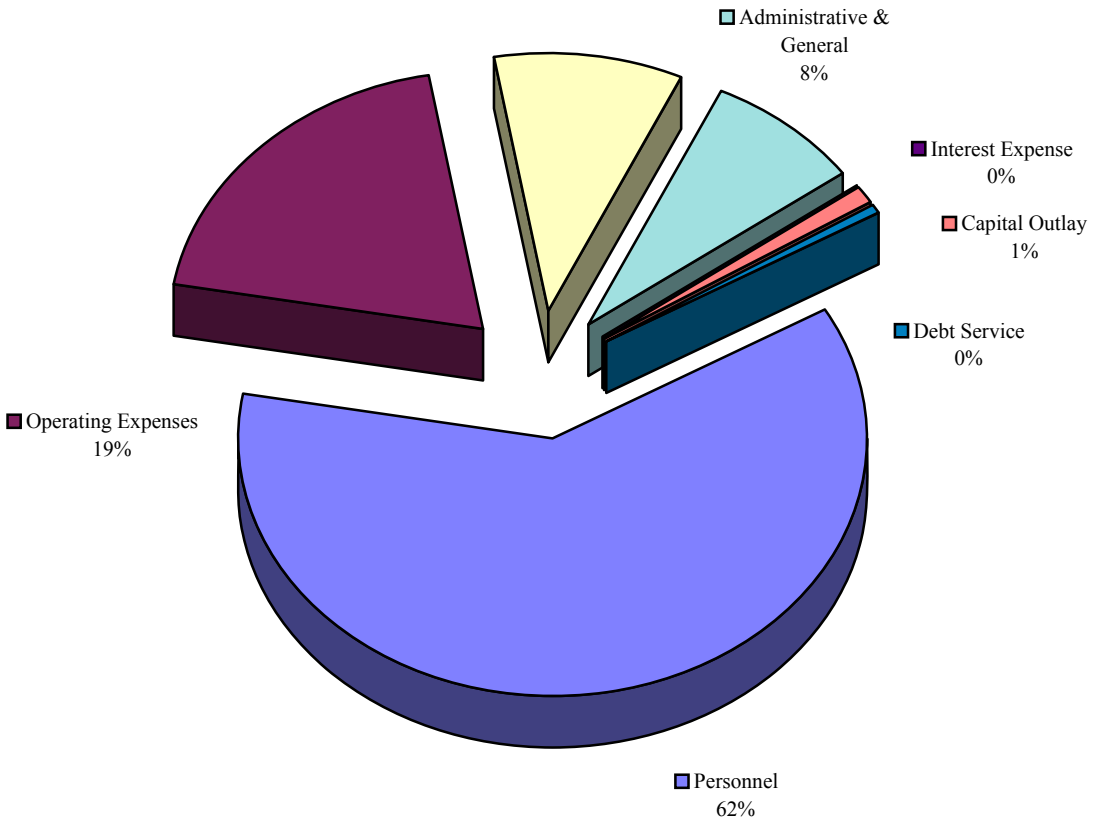

Expenses	FY 2009 Actual	FY 2010 Budget	FY 2011 Budget
Personnel	911,360	974,203	986,119
Operating Expenses	502,147	265,229	313,654
Maintenance & Repairs	131,929	173,500	158,899
Administrative & General	125,833	124,368	126,750
Total Operating Expenses	**1,671,268**	**1,537,300**	**1,585,422**
Interest Expense	74		
Capital Outlay	52,987		22,000
Debt Service	40,593	11,000	7,000
Grand Total Expenses	**1,764,922**	**1,548,300**	**1,614,422**

Coleto Creek Division
Coleto Creek Reservoir System
Operating Plan for Fiscal Year Ending 8/31/11

BACKGROUND

The Coleto Creek Division is comprised of two operating systems, the Reservoir System and the Recreation System. The Reservoir System is responsible for the operation and maintenance of the Coleto Creek Reservoir under a previous contractual agreement between the Guadalupe-Blanco River Authority and Central Power & Light Company. The primary purpose of the reservoir is to dissipate waste heat generated during the production of electricity at the Coleto Creek Power Station, a coal-fired steam electric generating plant. The reservoir also provides water for cooling the power station's condensers and supplying other plant needs.

In March of 2004, Sempra Generation, a subsidiary of Sempra Energy and Riverstone Holdings, announced the sale of the Coleto Creek Power Station to American National Power Inc., a wholly owned subsidiary of International Power, a leading independent electric generating company with interests in power stations around the world. The Coleto Creek Power Station will continue to operate under the existing company name of Coleto Creek Power, LP.

The following work plan and budget describes the operations, maintenance, and capital additions to be performed during Fiscal Year 2011, by the Reservoir System. The objectives of the work plan are to operate and maintain all reservoir-related facilities, to maintain an adequate supply of water of sufficient quality to meet power station requirements, insure compliance with all state and federal water quality requirements, and maintain an ongoing flood management and dam safety program to insure the protection of the general public and property owners downstream of the reservoir. Employee training will be conducted to enhance current operations and increase technical competence.

The Reservoir System is responsible for the operation and maintenance of the main dam and spillway, two baffle dikes, discharge flume, pump station and pipeline, and the Reservoir's monitoring system.

No changes are proposed in the staffing and organization of the System. The Reservoir System will be supervised by the Operations Manager – Lower Basin and operated by a Chief Operator, Electrician, and three full-time Maintenance Crewmen. In addition, Rangers assigned to the Recreation System will assist with regular reservoir operations. Clerical duties will be performed by an Office Manager assigned to the Reservoir System and one Administrative Assistant assigned to the Recreation System.

REVENUE SOURCES AND TRENDS

In 1975 Central Power and Light Company (CP&L) contracted with GBRA for the construction and operation of a 3,100 surface-acre cooling reservoir. This contractual arrangement provides that GBRA does not over-recover nor under-recover the costs of operating the reservoir.

The budget is based on the same reservoir-operating regime that has existed in the past. The only differences that exist from year to year are non-recurring maintenance projects and the need to operate river diversion pumps during drought conditions. These differences, when they occur, affect the revenue of the Coleto Creek Reservoir System since the Coleto Creek Power Station agrees to reimburse GBRA for all costs of operation.

The total revenue budgeted to be received next year is $907,380 which compares to budgeted revenue of $840,014 for FY2010. The primary reason for this 8% increase in budgeted expenses is due to the purchase of a replacement truck and additional professional fees as discussed below.

CAPITAL ADDITIONS AND OPERATING EXPENDITURES

Significant operating expenses for the ensuing Fiscal Year include $37,464 for stream gaging expenses. These costs are associated with the cooperative agreement with the United States Geological Survey, which provides seven stream flow and lake level monitoring sites on the reservoir. Additionally, $12,000 is budgeted for pump station power pertaining to the operation of the Guadalupe River diversion pump station. The pumps supply makeup water from the Guadalupe River to the reservoir via a five-mile long pipeline during drought conditions. Significant professional fees included in this year's budget are $40,260 to perform an updated dam break analysis and $6,960 for the biennial walkover inspection.

Significant maintenance and repair expenses for the ensuing Fiscal Year include $34,020 for repairs of the main dam service road and $5,000 for the ongoing treatment of aquatic weeds.

The lone equipment expense included in the 2011 budget is $22,000 for the purchase of a replacement vehicle.

FUND BALANCE

Funds for the above listed capital additions and operating expenditures as well as all of the other operating expenditures that are summarized in the following pages will be provided from revenues from the Coleto Creek Power Station. Since this division represents a contract operation in which GBRA does not over-recover nor under-recover its costs, the net increase in fund balance for FY2011 amounts to $60.

GUADALUPE-BLANCO RIVER AUTHORITY
WORKPLAN AND BUDGET
FISCAL YEAR ENDING AUGUST 31, 2011

091 - COLETO CREEK RESERVOIR

	FY 2010 BUDGET	FY 2011 BUDGET	FY 2010-2011 DIFFERENCE
OPERATING REVENUES			
WATER SALES & LAKE OPERATIONS:			
COLETO CREEK POWER,LP- O&M EXP	811,443	858,699	47,256
COLETO CREEK POWER,LP- A&G EXP	28,571	26,681	(1,890)
CCP,LP- ADDS. TO PLANT & EQUIP		22,000	22,000
Total WATER SALES & LAKE OPERATIONS	**840,014**	**907,380**	**67,367**
TOTAL OPERATING REVENUES	**840,014**	**907,380**	**67,367**
OPERATING EXPENSES			
STAFF TECHNICAL ASSISTANCE	14,528	14,736	208
SUPERVISION	13,812	14,822	1,011
LABOR	178,947	183,686	4,740
Total OPERATING SALARIES & WAGES	**207,286**	**213,245**	**5,958**
EMPLOYEE EXPENSES & BENEFITS:			
EMPLOYEES' TRAVEL	3,624	3,624	
EMPLOYEE BENEFITS	158,875	158,818	(57)
Total EMPLOYEE EXPENSES & BENEFITS	**162,499**	**162,442**	**(57)**
OPERATING SUPPLIES & SERVICES:			
TRUCK OPERATING EXPENSES	17,040	17,040	
BUILDING RENTAL	8,478	9,233	755
DUES AND MEMBERSHIPS	888	888	
PUBLICATIONS AND BOOKS	780	780	
SMALL TOOLS EXPENSE	2,076	2,076	
TRACTORS AND EQUIPMENT	420	420	
BOAT OPERATING	324	324	
UNIFORMS AND LAUNDRY	3,420	3,420	
PROCESS/SPECIAL OPERATING	1,800	1,800	
GAUGING/MONITORING	36,024	37,464	1,440
TRAINING EXPENSES	5,508	5,400	(108)
SAFETY & EMERG. EXPENSES	13,044	13,044	
SECURITY EXPENSE	802	804	2
POWER AND UTILITIES	3,600	3,600	
PUMP STATION POWER/UTILIT	12,000	12,000	
LAB SUPPLIES & EXPENSES	468	468	
PROFESSIONAL FEES	4,200	51,420	47,220
COMMUNICATIONS	3,000	3,000	

GUADALUPE-BLANCO RIVER AUTHORITY
WORKPLAN AND BUDGET
FISCAL YEAR ENDING AUGUST 31, 2011

091 - COLETO CREEK RESERVOIR

	FY 2010 BUDGET	FY 2011 BUDGET	FY 2010-2011 DIFFERENCE
LEASE LINE COMMUNICATIONS	2,208	2,208	
OFFICE SUPPLIES & EXPENSES	4,896	4,896	
COMPUTER SUPPLIES & SERVICE	4,584	4,584	
INSURANCE EXPENSE	14,279	14,279	
MISCELLANEOUS EXPENSES	4,332	4,332	
Total OPERATING SUPPLIES & SERVICES	**144,171**	**193,480**	**49,309**
MAINTENANCE & REPAIR			
LABOR	180,215	183,801	3,586
MATERIAL	65,072	48,731	(16,341)
SERVICES	52,200	57,000	4,800
Total MAINTENANCE & REPAIR	**297,487**	**289,532**	**(7,955)**
TOTAL OPERATING & MAINTENANCE	**811,443**	**858,699**	**47,256**
ADMINISTRATIVE & GENERAL:			
A & G EXPENSES	28,571	26,681	(1,890)
Total ADMINISTRATIVE & GENERAL	**28,571**	**26,681**	**(1,890)**
TOTAL OPERATING EXPENSES	**840,014**	**885,380**	**45,367**
NET OPERATING INCOME	**()**	**22,000**	**22,000**

GUADALUPE-BLANCO RIVER AUTHORITY
WORKPLAN AND BUDGET
FISCAL YEAR ENDING AUGUST 31, 2011

091 - COLETO CREEK RESERVOIR

	FY 2010 BUDGET	FY 2011 BUDGET	FY 2010-2011 DIFFERENCE
OPERATING REVENUES	840,014	907,380	67,367
OPERATING EXPENSES	(840,014)	(885,380)	(45,367)
NET OPERATING INCOME	**()**	**22,000**	**22,000**
NON-OPERATING REVENUES (EXPENSES)			
INTEREST INCOME:			
INT ON OPERATING FUNDS		60	60
Total INTEREST INCOME		**60**	**60**
TOTAL NON-OPERATING REVENUES (EXPENSES)		**60**	**60**
CHANGE IN NET ASSETS	**()**	**22,060**	**22,060**
INTERFUND LOANS			
DEBT CAPITAL			
TOTAL FUNDS AVAILABLE	**()**	**22,060**	**22,060**
PURCHASES OF FIXED ASSETS			
AUTO & HEAVY EQUIPMENT		22,000	22,000
Total PURCHASES OF FIXED ASSETS		**22,000**	**22,000**
WORK IN PROGRESS			
DEBT SERVICE			
TOTAL FUNDS APPLIED		**22,000**	**22,000**
NET CHANGE IN FUND BALANCE	**()**	**60**	**60**

GUADALUPE-BLANCO RIVER AUTHORITY
WORKPLAN AND BUDGET
FISCAL YEAR ENDING AUGUST 31, 2011

091 - COLETO CREEK RESERVOIR

	FY 2010 BUDGET	FY 2011 BUDGET	FY 2010-2011 DIFFERENCE
SALARIES & WAGES DETAIL			
STAFF TECHNICAL ASSISTANCE:			
STA- SUPERVISION	6,520	6,950	431
STA- CLERICAL	8,008	7,785	(223)
Total STAFF TECHNICAL ASSISTANCE	**14,528**	**14,736**	**208**
SUPERVISION:			
SUPERVISION	13,812	14,822	1,011
Total SUPERVISION	**13,812**	**14,822**	**1,011**
OPERATING LABOR:			
CLERICAL	335	319	(16)
REG- OPERATING LABOR	113,047	115,094	2,047
CLR- OPERATING LABOR	48,378	50,484	2,107
OVT- OPERATING LABOR	11,568	11,647	79
REG- WORKING HOLIDAY LABOR	5,620	6,143	523
Total OPERATING LABOR	**178,947**	**183,686**	**4,740**
MAINTENANCE & REPAIR			
M&R-LABOR:			
REG/LBR- OTHER	177,819	181,358	3,539
Total M&R-LABOR	**177,819**	**181,358**	**3,539**
M&R-OVERTIME:			
OVT/LBR- OTHER	2,396	2,443	48
Total M&R-OVERTIME	**2,396**	**2,443**	**48**
Total MAINTENANCE & REPAIR	**180,215**	**183,801**	**3,586**
WORK IN PROGRESS			
PROJECT DEVELOPMENT			
TOTAL SALARIES & WAGES	**387,501**	**397,046**	**9,545**

GUADALUPE-BLANCO RIVER AUTHORITY
WORKPLAN AND BUDGET
FISCAL YEAR ENDING AUGUST 31, 2011

091 - COLETO CREEK RESERVOIR

	FY 2010 BUDGET	FY 2011 BUDGET	FY 2010-2011 DIFFERENCE
MAINTENANCE & REPAIR DETAIL			
LABOR:			
REG/LBR- OTHER	177,819	181,358	3,539
OVT/LBR- OTHER	2,396	2,443	48
Total LABOR	**180,215**	**183,801**	**3,586**
MATERIAL:			
M&R/MAT- PUMPS	8,784	984	(7,800)
M&R/MAT- MAIN SPILLGATES	1,476	1,479	3
M&R/MAT- DIKES SPILLGATES	240	240	
M&R/MAT- S/GATES & T/RACK	180	180	
M&R/MAT- INST & MONITOR	14,820	9,024	(5,796)
M&R/MAT- MAIN MTRS/HOISTS	360	360	
M&R/MAT- DIKE MTRS/HOISTS	360	360	
M&R/MAT- PIPELINE	480	480	
M&R/MAT- PIEZOMETERS	240	240	
M&R/MAT- ELECTRICAL	7,596	7,596	
M&R/MAT- EMERG. GENERATOR	4,548	1,800	(2,748)
M&R/MAT- GROUNDSKEEPING	9,360	9,360	
M&R/MAT- TRACTORS	1,200	1,200	
M&R/MAT- BUOYS	240	240	
M&R/MAT- ROW/FENCES	3,600	3,600	
M&R/MAT- FLUME LEVEES	192	192	
M&R/MAT- EQUIP. PAINTING	2,400	2,400	
M&R/MAT- LIGHT SYSTEM	320	320	
M&R/MAT- ROADS & BRIDGES	2,928	2,928	
M&R/MAT- EROSION & DRAIN	1,200	1,200	
M&R/MAT- TOOLS & EQUIP	2,748	2,748	
M&R/MAT- RADIO EQUIP	120	120	
M&R/MAT- BOAT	120	120	
M&R/MAT- UNIT 90	360	360	
M&R/MAT- UNIT 91	360	360	
M&R/MAT- UNIT 92	360	360	
M&R/MAT- UNIT 93	360	360	
M&R/MAT- SLEEPY HOLLOW	120	120	
Total MATERIAL	**65,072**	**48,731**	**(16,341)**
SERVICES:			
M&R/SER- PUMPS	2,400		(2,400)
M&R/SER- MAIN SPILLGATES	5,460	5,460	
M&R/SER- INST & MONITOR	1,800	1,800	
M&R/SER- MAIN MTRS/HOISTS	240	240	
M&R/SER- DIKE MTRS/HOISTS	240	240	

GUADALUPE-BLANCO RIVER AUTHORITY
WORKPLAN AND BUDGET
FISCAL YEAR ENDING AUGUST 31, 2011

091 - COLETO CREEK RESERVOIR

	FY 2010 BUDGET	FY 2011 BUDGET	FY 2010-2011 DIFFERENCE
M&R/SER- EMERG. GENERATOR	996	996	
M&R/SER- GROUNDSKEEPING	6,060	1,560	(4,500)
M&R/SER- TRACTORS	1,200	1,200	
M&R/SER- ROW/FENCES	4,404	4,404	
M&R/SER- FLUME LEVEES	504		(504)
M&R/SER- EQUIP. PAINTING	756		(756)
M&R/SER- ROADS & BRIDGES	23,532	36,900	13,368
M&R/SER- EROSION & DRAIN	1,200	1,200	
M&R/SER- TOOLS & EQUIP	240	240	
M&R/SER- RADIO EQUIP	360	360	
M&R/SER- BOAT	480	480	
M&R/SER- UNIT 90	480	480	
M&R/SER- UNIT 91	480	480	
M&R/SER- UNIT 92	480	480	
M&R/SER- UNIT 93	480	480	
M&R/SER- SLEEPY HOLLOW	408		(408)
Total SERVICES	**52,200**	**57,000**	**4,800**
TOTAL MAINTENANCE & REPAIR	**297,487**	**289,532**	**(7,955)**

GUADALUPE-BLANCO RIVER AUTHORITY
WORKPLAN AND BUDGET
FISCAL YEAR ENDING AUGUST 31, 2011

COLETO CREEK RESERVOIR

	FY 2011 BUDGET
AUTO & HEAVY EQUIPMENT	
TRUCK	22,000
Total AUTO & HEAVY EQUIPMENT	**22,000**
TOTAL CAPITAL ADDITIONS	**22,000**

Coleto Creek Division
Coleto Creek Recreation System
Operating Plan for Fiscal Year Ending 8/31/11

BACKGROUND

The Coleto Creek Division is comprised of two operating entities, the Recreation System and the Reservoir System. The Recreation System is responsible for the operation and maintenance of the Coleto Creek Park located adjacent to the Coleto Creek Reservoir. The park provides outdoor public recreation activities for Victoria and the surrounding region as well as the major metropolitan cities of Houston, San Antonio, Austin and Corpus Christi. The park also serves as a destination site for Winter Texans. The Recreation System also administers a leaseback program as well as land and water resource management projects on properties surrounding the reservoir.

The following work plan and budget describes the operations, maintenance and capital additions to be performed during the 2011 fiscal year by the Recreation System. The objectives of the work plan are to operate and maintain the Coleto Creek Park at a level that is family friendly, aesthetically pleasing, and insures the safety and protection of all park customers. Continued emphasis will be placed on land and water resource management programs to insure protection of these resources. Employee training will be conducted to enhance current operations and increase technical competence. Coleto Creek employees also assist with tourism and economic development activities throughout the Guadalupe River Basin.

The Recreation System is responsible for the operation and maintenance of 58 developed campsites, 4 camping cabins, 4 rental travel trailers, campground comfort stations, day use picnic facilities and restrooms, 4-lane boat ramp, 200-foot lighted fishing pier, and utilities including a potable drinking water system, sanitary sewer and electrical systems. The Recreation System also administers a leaseback program involving approximately 150 tracts of land surrounding the Reservoir. Funds for the operation of recreation facilities are generated by entrance and user fees, leaseback revenues, hunting revenues, recreation grants, and office space rentals to the Reservoir System. The proposed fee schedule for the 2011 fiscal year is included in the Work Plan and Budget.

The Recreation System will be managed by the Operations Manager – Lower Basin and operated by a Chief Ranger, six full-time Rangers, a Summer Ranger, and Park Host Couples. In addition to their recreation duties, the Rangers assist the Reservoir System with reservoir operations. Clerical and fee collection duties will be performed by an Administrative Assistant.

REVENUE SOURCES AND TRENDS

Entrance and user fees, hunting revenues, surface damages, leaseback revenues, and miscellaneous revenues to the Recreation System generate funds for the operation of the Coleto Creek Park. These amounts are estimated at $589,000; $16,320, $4,000, $77,280, and $12,000 respectively. The proposed fee schedule for FY 2011 is included in the "Rates and Rate Structure" table of the Introduction Section of this Work Plan and Budget.

CAPITAL ADDITIONS AND OPERATING EXPENDITURES

Significant operating expenses for the ensuing fiscal year include $4,980 for public information, $7,200 for process/special operating, $3,000 for training expenses, and $31,500 for park electrical power. Public information expenses include a continued emphasis on advertising GBRA recreation facilities and other regional tourist attractions and support facilities

Significant maintenance and repair expenses for the ensuing fiscal year includes $7,320 in materials for repair and leveling, and upgrade of electrical service of some camp sites; and $5,400 in materials budgeted under grounds keeping for the ongoing management of aquatic plants around the park shoreline.

FUND BALANCE

Funds for the above listed work authorization and operating expenditures as well as all of the other expenditures that are summarized in the following pages will be provided from revenue sources discussed above.

GUADALUPE-BLANCO RIVER AUTHORITY
WORKPLAN AND BUDGET
FISCAL YEAR ENDING AUGUST 31, 2011

092 - COLETO CREEK RECREATION

	FY 2010 BUDGET	FY 2011 BUDGET	FY 2010-2011 DIFFERENCE
OPERATING REVENUES			
RECREATION & LAND USE:			
RECREATION FEES	594,000	589,000	(5,000)
HUNTING REVENUES	15,900	16,320	420
SURFACE DAMAGES	4,000	4,000	
Total RECREATION & LAND USE	**613,900**	**609,320**	**(4,580)**
RENTALS:			
LEASE REVENUES	73,920	77,280	3,360
EQUIP AND BUILDING	8,478	9,233	755
Total RENTALS	**82,398**	**86,513**	**4,115**
MISCELLANEOUS INCOME:			
CONCESSION/EVENTS REVENUE	800	1,800	1,000
MISCELLANEOUS REVENUES	12,000	12,000	
Total MISCELLANEOUS INCOME	**12,800**	**13,800**	**1,000**
TOTAL OPERATING REVENUES	**709,098**	**709,633**	**535**
OPERATING EXPENSES			
STAFF TECHNICAL ASSISTANCE	21,480	23,348	1,869
SUPERVISION	6,019	6,139	120
LABOR	177,196	178,629	1,432
Total OPERATING SALARIES & WAGES	**204,695**	**208,116**	**3,421**
EMPLOYEE EXPENSES & BENEFITS:			
EMPLOYEES' TRAVEL	2,100	2,100	
EMPLOYEE BENEFITS	122,739	121,295	(1,444)
Total EMPLOYEE EXPENSES & BENEFITS	**124,839**	**123,395**	**(1,444)**
OPERATING SUPPLIES & SERVICES:			
TRUCK OPERATING EXPENSES	7,500	4,500	(3,000)
PUBLIC INFORMATION	6,120	4,980	(1,140)
DUES AND MEMBERSHIPS	1,920	1,920	
PUBLICATIONS AND BOOKS	1,200	1,200	
SMALL TOOLS EXPENSE	456	456	
GROUNDS CARE EQUIPMENT	2,220	1,200	(1,020)

GUADALUPE-BLANCO RIVER AUTHORITY
WORKPLAN AND BUDGET
FISCAL YEAR ENDING AUGUST 31, 2011

092 - COLETO CREEK RECREATION

	FY 2010 BUDGET	FY 2011 BUDGET	FY 2010-2011 DIFFERENCE
UNIFORMS AND LAUNDRY	2,160	2,160	
PROCESS/SPECIAL OPERATING	7,200	7,200	
TRAINING EXPENSES	3,000	3,000	
SAFETY & EMERG. EXPENSES	2,640	2,640	
PARK POWER AND UTILITIES	30,000	31,500	1,500
HDQTRS POWER & UTILITIES	7,440	8,400	960
GROUP SHELTER POWER&UTIL	960	1,200	240
SHOP/WELL PUMP UTILITIES	480	480	
CHLORINE	120	120	
LAB SUPPLIES & EXPENSES	864	864	
PROFESSIONAL FEES	240	240	
COMMUNICATIONS	2,340	2,340	
OFFICE SUPPLIES & EXPENSES	4,620	4,620	
COMPUTER SUPPLIES & SERVICE	2,700	4,200	1,500
BANK SERVICE FEES	8,500	9,500	1,000
CONCESSIONS & SPECIAL EVENT	2,040	2,040	
INSURANCE EXPENSE	23,314	23,314	
MISCELLANEOUS EXPENSES	3,024	2,100	(924)
Total OPERATING SUPPLIES & SERVICES	**121,058**	**120,174**	**(884)**
MAINTENANCE & REPAIR			
LABOR	94,669	95,120	452
MATERIAL	41,916	39,516	(2,400)
SERVICES	14,312	13,652	(660)
Total MAINTENANCE & REPAIR	**150,897**	**148,288**	**(2,608)**
TOTAL OPERATING & MAINTENANCE	**601,489**	**599,974**	**(1,516)**
ADMINISTRATIVE & GENERAL:			
A & G EXPENSES	95,797	100,068	4,272
Total ADMINISTRATIVE & GENERAL	**95,797**	**100,068**	**4,272**
TOTAL OPERATING EXPENSES	**697,286**	**700,042**	**2,756**
NET OPERATING INCOME	**11,812**	**9,591**	**(2,220)**

GUADALUPE-BLANCO RIVER AUTHORITY
WORKPLAN AND BUDGET
FISCAL YEAR ENDING AUGUST 31, 2011

092 - COLETO CREEK RECREATION

	FY 2010 BUDGET	FY 2011 BUDGET	FY 2010-2011 DIFFERENCE
OPERATING REVENUES	709,098	709,633	535
OPERATING EXPENSES	(697,286)	(700,042)	(2,756)
NET OPERATING INCOME	**11,812**	**9,591**	**(2,220)**
NON-OPERATING REVENUES (EXPENSES)			
INTEREST INCOME:			
INT ON NOW ACCTS	60	36	(24)
Total INTEREST INCOME	**60**	**36**	**(24)**
TOTAL NON-OPERATING REVENUES (EXPENSES)	**60**	**36**	**(24)**
CHANGE IN NET ASSETS	**11,872**	**9,627**	**(2,244)**
INTERFUND LOANS			
DEBT CAPITAL			
TOTAL FUNDS AVAILABLE	**11,872**	**9,627**	**(2,244)**
PURCHASES OF FIXED ASSETS			
WORK IN PROGRESS			
DEBT SERVICE			
GENERAL LOANS PAID	11,000	7,000	(4,000)
Total DEBT SERVICE	**11,000**	**7,000**	**(4,000)**
TOTAL FUNDS APPLIED	**11,000**	**7,000**	**(4,000)**
NET CHANGE IN FUND BALANCE	**872**	**2,627**	**1,756**

GUADALUPE-BLANCO RIVER AUTHORITY
WORKPLAN AND BUDGET
FISCAL YEAR ENDING AUGUST 31, 2011

092 - COLETO CREEK RECREATION

	FY 2010 BUDGET	FY 2011 BUDGET	FY 2010-2011 DIFFERENCE
SALARIES & WAGES DETAIL			
STAFF TECHNICAL ASSISTANCE:			
STA- SUPERVISION	7,888	9,040	1,151
STA- CLERICAL	13,591	14,309	717
Total STAFF TECHNICAL ASSISTANCE	**21,480**	**23,348**	**1,869**
SUPERVISION:			
SUPERVISION	6,019	6,139	120
Total SUPERVISION	**6,019**	**6,139**	**120**
OPERATING LABOR:			
CLERICAL	424	478	54
REG- OPERATING LABOR	134,809	134,851	43
CLR- OPERATING LABOR	17,084	18,213	1,129
REG- SAFETY & TRAINING	4,935	4,990	55
OVT- OPERATING LABOR	10,491	10,573	82
OVT- SAFETY & TRAINING LBR	2,102	2,112	10
REG- WORKING HOLIDAY LABOR	7,352	7,412	60
Total OPERATING LABOR	**177,196**	**178,629**	**1,432**
MAINTENANCE & REPAIR			
M&R-LABOR:			
REG/LBR- OTHER	87,757	88,652	895
Total M&R-LABOR	**87,757**	**88,652**	**895**
M&R-OVERTIME:			
OVT/LBR- OTHER	3,380	3,407	27
Total M&R-OVERTIME	**3,380**	**3,407**	**27**
M&R-WORKING HOLIDAY PAY:			
HOL/LBR- OTHER	3,531	3,061	(470)
Total M&R-WORKING HOLIDAY PAY	**3,531**	**3,061**	**(470)**
Total MAINTENANCE & REPAIR	**94,669**	**95,120**	**452**
WORK IN PROGRESS			

GUADALUPE-BLANCO RIVER AUTHORITY
WORKPLAN AND BUDGET
FISCAL YEAR ENDING AUGUST 31, 2011

092 - COLETO CREEK RECREATION

	FY 2010 BUDGET	FY 2011 BUDGET	FY 2010-2011 DIFFERENCE
PROJECT DEVELOPMENT			
TOTAL SALARIES & WAGES	**299,364**	**303,237**	**3,873**

GUADALUPE-BLANCO RIVER AUTHORITY
WORKPLAN AND BUDGET
FISCAL YEAR ENDING AUGUST 31, 2011

092 - COLETO CREEK RECREATION

	FY 2010 BUDGET	FY 2011 BUDGET	FY 2010-2011 DIFFERENCE
MAINTENANCE & REPAIR DETAIL			
LABOR:			
REG/LBR- OTHER	87,757	88,652	895
OVT/LBR- OTHER	3,380	3,407	27
HOL/LBR- OTHER	3,531	3,061	(470)
Total LABOR	**94,669**	**95,120**	**452**
MATERIAL:			
M&R/MAT- HDQTRS COMPLEX	2,160	2,160	
M&R/MAT- FENCES & R.O.W.	2,400		(2,400)
M&R/MAT- SIGNS & BARRIERS	2,004	2,004	
M&R/MAT- BOAT RAMPS&DOCKS	900	900	
M&R/MAT- CAMP SITES	7,320	7,320	
M&R/MAT- PICNIC SITES	1,620	1,620	
M&R/MAT- GROUNDSKEEPING	5,400	5,400	
M&R/MAT- TRUCK UNIT 94	540	540	
M&R/MAT- TRUCK UNIT 95	540	540	
M&R/MAT- DAY USE RESTROOM	480	480	
M&R/MAT- CAMPGROUND RESTR	2,400	2,400	
M&R/MAT- EQP/STRUC. PAINT	480	480	
M&R/MAT- RDS, BRDG & PARK	1,752	1,752	
M&R/MAT- WATER LINES	612	612	
M&R/MAT- PIERS & DOCKS	1,020	1,020	
M&R/MAT- CAMPING CABINS	2,400	2,400	
M&R/MAT- GARBAGE HANDLING	204	204	
M&R/MAT- VANDALISM REPAIR	240	240	
M&R/MAT- DUMP/SEPTIC SYST	2,244	2,244	
M&R/MAT- SHELTER	480	480	
M&R/MAT- GROUND CARE EQUP	3,000	3,000	
M&R/MAT- PAVILION	1,020	1,020	
M&R/MAT- FISHERY & WILDLIFE	2,700	2,700	
Total MATERIAL	**41,916**	**39,516**	**(2,400)**
SERVICES:			
M&R/SER- HDQTRS COMPLEX	3,400	3,400	
M&R/SER- TRUCK UNIT 94	540	540	
M&R/SER- TRUCK UNIT 95	1,200	540	(660)
M&R/SER- CAMPGROUND RESTR	240	240	
M&R/SER- CAMPING CABINS	360	360	
M&R/SER- GARBAGE HANDLING	4,980	4,980	
M&R/SER- DUMP/SEPTIC SYST	160	160	
M&R/SER- SHELTER	1,656	1,656	
M&R/SER- GROUND CARE EQUP	780	780	

GUADALUPE-BLANCO RIVER AUTHORITY
WORKPLAN AND BUDGET
FISCAL YEAR ENDING AUGUST 31, 2011

092 - COLETO CREEK RECREATION

	FY 2010 BUDGET	FY 2011 BUDGET	FY 2010-2011 DIFFERENCE
M&R/SER- FISHERY & WILDLI	996	996	
Total SERVICES	**14,312**	**13,652**	**(660)**
TOTAL MAINTENANCE & REPAIR	**150,897**	**148,288**	**(2,608)**

The systems within this division are independent systems. The inclusion of the following Division level consolidation pages is for information purposes only.

GUADALUPE-BLANCO RIVER AUTHORITY
COLETO CREEK DIVISION - WORKPLAN AND BUDGET
FISCAL YEAR ENDING AUGUST 31, 2011

	FY 2010 BUDGET	FY 2011 BUDGET	FY 2010-2011 DIFFERENCE
OPERATING REVENUES			
WATER SALES & LAKE OPERATIONS:			
COLETO CREEK POWER,LP- O&M EXP	811,443	858,699	47,256
COLETO CREEK POWER,LP- A&G EXP	28,571	26,681	(1,890)
CCP,LP- ADDS. TO PLANT & EQUIP		22,000	22,000
Total WATER SALES & LAKE OPERATIONS	**840,014**	**907,380**	**67,367**
RECREATION & LAND USE:			
RECREATION FEES	594,000	589,000	(5,000)
HUNTING REVENUES	15,900	16,320	420
SURFACE DAMAGES	4,000	4,000	
Total RECREATION & LAND USE	**613,900**	**609,320**	**(4,580)**
RENTALS:			
LEASE REVENUES	73,920	77,280	3,360
EQUIP AND BUILDING	8,478	9,233	755
Total RENTALS	**82,398**	**86,513**	**4,115**
MISCELLANEOUS INCOME:			
CONCESSION/EVENTS REVENUE	800	1,800	1,000
MISCELLANEOUS REVENUES	12,000	12,000	
Total MISCELLANEOUS INCOME	**12,800**	**13,800**	**1,000**
TOTAL OPERATING REVENUES	**1,549,112**	**1,617,013**	**67,902**
OPERATING EXPENSES			
STAFF TECHNICAL ASSISTANCE	36,008	38,084	2,076
SUPERVISION	19,831	20,962	1,131
LABOR	356,143	362,315	6,172
Total OPERATING SALARIES & WAGES	**411,981**	**421,361**	**9,379**
EMPLOYEE EXPENSES & BENEFITS:			
EMPLOYEES' TRAVEL	5,724	5,724	
EMPLOYEE BENEFITS	281,614	280,113	(1,501)

GUADALUPE-BLANCO RIVER AUTHORITY
COLETO CREEK DIVISION - WORKPLAN AND BUDGET
FISCAL YEAR ENDING AUGUST 31, 2011

	FY 2010 BUDGET	FY 2011 BUDGET	FY 2010-2011 DIFFERENCE
Total EMPLOYEE EXPENSES & BENEFITS	**287,338**	**285,837**	**(1,501)**
OPERATING SUPPLIES & SERVICES:			
TRUCK OPERATING EXPENSES	24,540	21,540	(3,000)
BUILDING RENTAL	8,478	9,233	755
PUBLIC INFORMATION	6,120	4,980	(1,140)
DUES AND MEMBERSHIPS	2,808	2,808	
PUBLICATIONS AND BOOKS	1,980	1,980	
SMALL TOOLS EXPENSE	2,532	2,532	
GROUNDS CARE EQUIPMENT	2,640	1,620	(1,020)
BOAT OPERATING	324	324	
UNIFORMS AND LAUNDRY	5,580	5,580	
PROCESS/SPECIAL OPERATING	9,000	9,000	
GAUGING/MONITORING	36,024	37,464	1,440
TRAINING EXPENSES	8,508	8,400	(108)
SAFETY & EMERG. EXPENSES	15,684	15,684	
SECURITY EXPENSE	802	804	2
POWER AND UTILITIES	3,600	3,600	
PUMP STATION POWER/UTILIT	12,000	12,000	
PARK POWER AND UTILITIES	30,000	31,500	1,500
HDQTRS POWER & UTILITIES	7,440	8,400	960
GROUP SHELTER POWER&UTIL	960	1,200	240
SHOP/WELL PUMP UTILITIES	480	480	
CHLORINE	120	120	
LAB SUPPLIES & EXPENSES	1,332	1,332	
PROFESSIONAL FEES	4,440	51,660	47,220
COMMUNICATIONS	5,340	5,340	
LEASE LINE COMMUNICATIONS	2,208	2,208	
OFFICE SUPPLIES & EXPENSES	9,516	9,516	
COMPUTER SUPPLIES & SERVICE	7,284	8,784	1,500
BANK SERVICE FEES	8,500	9,500	1,000
CONCESSIONS & SPECIAL EVENT	2,040	2,040	
INSURANCE EXPENSE	37,593	37,593	
MISCELLANEOUS EXPENSES	7,356	6,432	(924)
Total OPERATING SUPPLIES & SERVICES	**265,229**	**313,654**	**48,425**
MAINTENANCE & REPAIR			
LABOR	274,883	278,921	4,038
MATERIAL	106,988	88,247	(18,741)
SERVICES	66,512	70,652	4,140
Total MAINTENANCE & REPAIR	**448,383**	**437,820**	**(10,563)**

GUADALUPE-BLANCO RIVER AUTHORITY
COLETO CREEK DIVISION - WORKPLAN AND BUDGET
FISCAL YEAR ENDING AUGUST 31, 2011

	FY 2010 BUDGET	FY 2011 BUDGET	FY 2010-2011 DIFFERENCE
TOTAL OPERATING & MAINTENANCE	**1,412,932**	**1,458,673**	**45,741**
ADMINISTRATIVE & GENERAL:			
A & G EXPENSES	124,368	126,750	2,382
Total ADMINISTRATIVE & GENERAL	**124,368**	**126,750**	**2,382**
TOTAL OPERATING EXPENSES	**1,537,300**	**1,585,422**	**48,122**
NET OPERATING INCOME	**11,812**	**31,591**	**19,780**

GUADALUPE-BLANCO RIVER AUTHORITY
COLETO CREEK DIVISION - WORKPLAN AND BUDGET
FISCAL YEAR ENDING AUGUST 31, 2011

	FY 2010 BUDGET	FY 2011 BUDGET	FY 2010-2011 DIFFERENCE
OPERATING REVENUES	1,549,112	1,617,013	67,902
OPERATING EXPENSES	(1,537,300)	(1,585,422)	(48,122)
NET OPERATING INCOME	**11,812**	**31,591**	**19,780**
NON-OPERATING REVENUES (EXPENSES)			
INTEREST INCOME:			
INT ON OPERATING FUNDS		60	60
INT ON NOW ACCTS	60	36	(24)
Total INTEREST INCOME	**60**	**96**	**36**
TOTAL NON-OPERATING REVENUES (EXPENSES)	**60**	**96**	**36**
CHANGE IN NET ASSETS	**11,872**	**31,687**	**19,816**
INTERFUND LOANS			
DEBT CAPITAL			
TOTAL FUNDS AVAILABLE	**11,872**	**31,687**	**19,816**
PURCHASES OF FIXED ASSETS			
AUTO & HEAVY EQUIPMENT		22,000	22,000
Total PURCHASES OF FIXED ASSETS		**22,000**	**22,000**
WORK IN PROGRESS			
DEBT SERVICE			
GENERAL LOANS PAID	11,000	7,000	(4,000)
Total DEBT SERVICE	**11,000**	**7,000**	**(4,000)**
TOTAL FUNDS APPLIED	**11,000**	**29,000**	**18,000**
NET CHANGE IN FUND BALANCE	**872**	**2,687**	**1,816**

GUADALUPE-BLANCO RIVER AUTHORITY
COLETO CREEK DIVISION - WORKPLAN AND BUDGET
FISCAL YEAR ENDING AUGUST 31, 2011

	FY 2010 BUDGET	FY 2011 BUDGET	FY 2010-2011 DIFFERENCE
SALARIES & WAGES DETAIL			
STAFF TECHNICAL ASSISTANCE:			
STA- SUPERVISION	14,408	15,990	1,582
STA- CLERICAL	21,600	22,094	494
Total STAFF TECHNICAL ASSISTANCE	**36,008**	**38,084**	**2,076**
SUPERVISION:			
SUPERVISION	19,831	20,962	1,131
Total SUPERVISION	**19,831**	**20,962**	**1,131**
OPERATING LABOR:			
CLERICAL	759	796	38
REG- OPERATING LABOR	247,855	249,945	2,089
CLR- OPERATING LABOR	65,462	68,697	3,235
REG- SAFETY & TRAINING	4,935	4,990	55
OVT- OPERATING LABOR	22,059	22,220	162
OVT- SAFETY & TRAINING LBR	2,102	2,112	10
REG- WORKING HOLIDAY LABOR	12,972	13,555	583
Total OPERATING LABOR	**356,143**	**362,315**	**6,172**
MAINTENANCE & REPAIR			
M&R-LABOR:			
REG/LBR- OTHER	265,576	270,009	4,433
Total M&R-LABOR	**265,576**	**270,009**	**4,433**
M&R-OVERTIME:			
OVT/LBR- OTHER	5,776	5,851	75
Total M&R-OVERTIME	**5,776**	**5,851**	**75**
M&R-WORKING HOLIDAY PAY:			
HOL/LBR- OTHER	3,531	3,061	(470)
Total M&R-WORKING HOLIDAY PAY	**3,531**	**3,061**	**(470)**
Total MAINTENANCE & REPAIR	**274,883**	**278,921**	**4,038**
WORK IN PROGRESS			
PROJECT DEVELOPMENT			
TOTAL SALARIES & WAGES	**686,865**	**700,282**	**13,417**

GUADALUPE-BLANCO RIVER AUTHORITY
COLETO CREEK DIVISION - WORKPLAN AND BUDGET
FISCAL YEAR ENDING AUGUST 31, 2011

	FY 2010 BUDGET	FY 2011 BUDGET	FY 2010-2011 DIFFERENCE
MAINTENANCE & REPAIR DETAIL			
LABOR:			
REG/LBR- OTHER	265,576	270,009	4,433
OVT/LBR- OTHER	5,776	5,851	75
HOL/LBR- OTHER	3,531	3,061	(470)
Total LABOR	**274,883**	**278,921**	**4,038**
MATERIAL:			
M&R/MAT- HDQTRS COMPLEX	10,944	3,144	(7,800)
M&R/MAT- MAIN SPILLGATES	1,476	1,479	3
M&R/MAT- DIKES SPILLGATES	240	240	
M&R/MAT- S/GATES & T/RACK	180	180	
M&R/MAT- INST & MONITOR	14,820	9,024	(5,796)
M&R/MAT- MAIN MTRS/HOISTS	360	360	
M&R/MAT- DIKE MTRS/HOISTS	360	360	
M&R/MAT- FENCES & R.O.W.	2,880	480	(2,400)
M&R/MAT- SIGNS & BARRIERS	2,244	2,244	
M&R/MAT- BOAT RAMPS&DOCKS	8,496	8,496	
M&R/MAT- CAMP SITES	11,868	9,120	(2,748)
M&R/MAT- PICNIC SITES	1,620	1,620	
M&R/MAT- GROUNDSKEEPING	14,760	14,760	
M&R/MAT- TRUCK UNIT 94	540	540	
M&R/MAT- TRUCK UNIT 95	1,740	1,740	
M&R/MAT- DAY USE RESTROOM	720	720	
M&R/MAT- FISH STATION	3,600	3,600	
M&R/MAT- CAMPGROUND RESTR	2,592	2,592	
M&R/MAT- EQP/STRUC. PAINT	2,880	2,880	
M&R/MAT- ELECTRICAL	320	320	
M&R/MAT- RDS, BRDG & PARK	4,680	4,680	
M&R/MAT- EROSION & DRAIN	1,200	1,200	
M&R/MAT- TOOLS & EQUIP.	2,748	2,748	
M&R/MAT- RADIO EQUIPMENT	120	120	
M&R/MAT- WATER LINES	732	732	
M&R/MAT- PIERS & DOCKS	1,380	1,380	
M&R/MAT- CAMPING CABINS	2,760	2,760	
M&R/MAT- GARBAGE HANDLING	564	564	
M&R/MAT- VANDALISM REPAIR	600	600	
M&R/MAT- DUMP/SEPTIC SYST	2,364	2,364	
M&R/MAT- SHELTER	480	480	
M&R/MAT- GROUND CARE EQUP	3,000	3,000	
M&R/MAT- PAVILION	1,020	1,020	
M&R/MAT- FISHERY & WILDLIFE	2,700	2,700	

GUADALUPE-BLANCO RIVER AUTHORITY
COLETO CREEK DIVISION - WORKPLAN AND BUDGET
FISCAL YEAR ENDING AUGUST 31, 2011

	FY 2010 BUDGET	FY 2011 BUDGET	FY 2010-2011 DIFFERENCE
Total MATERIAL	**106,988**	**88,247**	**(18,741)**
SERVICES:			
M&R/SER- HDQTRS COMPLEX	5,800	3,400	(2,400)
M&R/SER- MAIN SPILLGATES	5,460	5,460	
M&R/SER- INST & MONITOR	1,800	1,800	
M&R/SER- MAIN MTRS/HOISTS	240	240	
M&R/SER- DIKE MTRS/HOISTS	240	240	
M&R/SER- CAMP SITES	996	996	
M&R/SER- GROUNDSKEEPING	6,060	1,560	(4,500)
M&R/SER- TRUCK UNIT 94	540	540	
M&R/SER- TRUCK UNIT 95	2,400	1,740	(660)
M&R/SER- FISH STATION	4,404	4,404	
M&R/SER- CAMPGROUND RESTR	744	240	(504)
M&R/SER- EQP/STRUC. PAINT	756		(756)
M&R/SER- RDS, BRDG & PARK	23,532	36,900	13,368
M&R/SER- EROSION & DRAIN	1,200	1,200	
M&R/SER- TOOLS & EQUIP.	240	240	
M&R/SER- RADIO EQUIPMENT	360	360	
M&R/SER- WATER LINES	480	480	
M&R/SER- PIERS & DOCKS	480	480	
M&R/SER- CAMPING CABINS	840	840	
M&R/SER- GARBAGE HANDLING	5,460	5,460	
M&R/SER- VANDALISM REPAIR	480	480	
M&R/SER- DUMP/SEPTIC SYST	568	160	(408)
M&R/SER- SHELTER	1,656	1,656	
M&R/SER- GROUND CARE EQUP	780	780	
M&R/SER- FISHERY & WILDLI	996	996	
Total SERVICES	**66,512**	**70,652**	**4,140**
TOTAL MAINTENANCE & REPAIR	**448,383**	**437,820**	**(10,563)**

GUADALUPE-BLANCO RIVER AUTHORITY
COLETO CREEK DIVISION - WORKPLAN AND BUDGET
FISCAL YEAR ENDING AUGUST 31, 2011

	FY 2011 BUDGET
AUTO & HEAVY EQUIPMENT	
TRUCK	22,000
Total AUTO & HEAVY EQUIPMENT	**22,000**
TOTAL CAPITAL ADDITIONS	**22,000**

Luling WTP

Under water rights permits issued by the State of Texas, the GBRA Luling Water Treatment Plant is capable of diverting up to 4,422 acre-feet of water annually from the San Marcos River near Luling, providing a reliable source of municipal water treatment and delivery to the City of Luling and to the City of Lockhart.

With a peak rate treatment capacity of 2.5 million gallons per day, division staff utilizes technology and equipment to achieve efficient and cost-effective plant operations. The plant is manned around the clock to ensure that treated water meets all required standards for public water facilities. This plant is a past winner of the U.S. Environmental Protection Agency Region 6 "Environmental Excellence Award for Public Water Supply".

- Service Provided: Water treatment
- Location: Luling, TX
- Startup Operation Date: 1978
- Customer: Cities of Luling & Lockhart
- Service Population: 16,695
- Capacity: 2.5 mgd
- # of Current Employees: 4
- Budgeted Revenue: $1,407,751

Luling WTP Division Organizational Chart

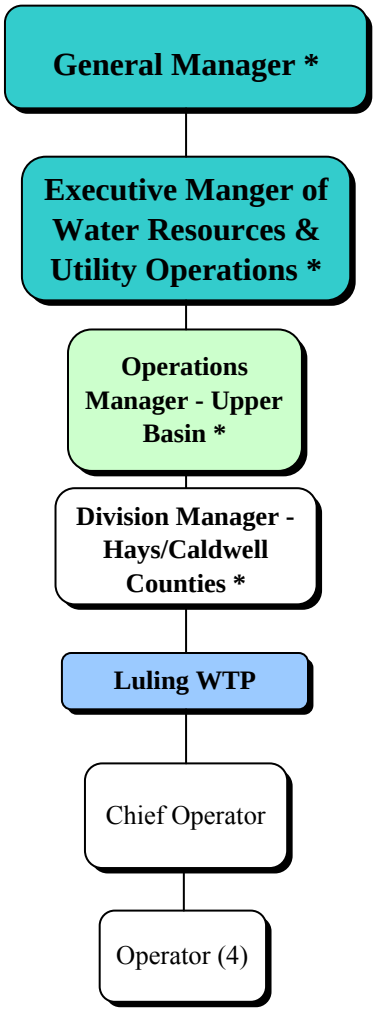

* GBRA employee from another Division

Staffing Summary

Luling	# of Authorized Positions (FTE)		
	2009	2010	2011
Chief Operator	1	1	1
Operators	4	4	4
Total	**5**	**5**	**5**

Changes from FY 2009 to FY 2010
No staffing changes for this division.

Changes from FY 2010 to FY 2011
No staffing changes for this division.

Budget Summary

Division: **Luling**

Description

The Luling Water Treatment Plant Division provides the City of Luling with treated drinking water. The plant is permitted to divert up to 5,002 acre-feet of water from the San Marcos River annually for municipal uses and has a peak treatment capacity rate of 2.5 million gallons per day. Starting in the FY 2005 budget year the GBRA Luling Water Treatment Plant began supplementing the City of Lockhart Texas with excess treated water production from the plant.

Objectives

The following objectives are the division's operating plan in working toward the goals and objectives as outlined in the mission statement.

WATER RESOURCE MANAGEMENT GOAL

To … accomplish all tasks in a cost efficient manner and within budgeted amounts.

WATER QUALITY GOAL

To … meet or exceed Texas Commission on Environmental Quality requirements.

To … maintain a turbidity of 0.12 NTU or lower on 94.5% of finished water samples each month.

To … maintain a turbidity of 2.0 NTU or lower on 95.5% of settled water samples taken during each month.

To … maintain a free ammonia residual of 0.20 mg/l or less on 78% of distribution samples taken during year.

PUBLIC SERVICES GOAL

To … maintain a safe working environment by adhering to safety manual requirements and other safety standards.

To … achieve zero lost-time accidents.

ECONOMIC DEVELOPMENT GOAL

To … deal with all individuals we come into contact with as a potential customer.

To … contribute to local charities and volunteer efforts.

To … achieve participation in GBRA "Our Day to Shine" program.

TECHNICAL ASSISTANCE AND SUPPORT GOAL

To … provide training to System employees to improve their knowledge and skills in water treatment

To … maintain and upgrade water and wastewater certificates and licenses by:

- Attending TWUA meetings (two per operator per year).
- Attending TEEX, TCEQ, TRWA and TWUA seminars (six total per year).
- Maintaining membership in the Lab Analysts Section of TWUA.
- Three Team Members to possess TWUA lab certification.

COMMUNICATION AND EDUCATION

To … maintain a positive public image and professional attitude.

To … educate and support the local community on importance of water treatment, conservation and other water-related topics by:

- providing annual tour of facilities.
- supporting and participating in local river clean-up and other river related activities.
- encourage participation of one Luling employee in the Luling Chamber of Commerce.

Budget Summary

REVENUES - Luling

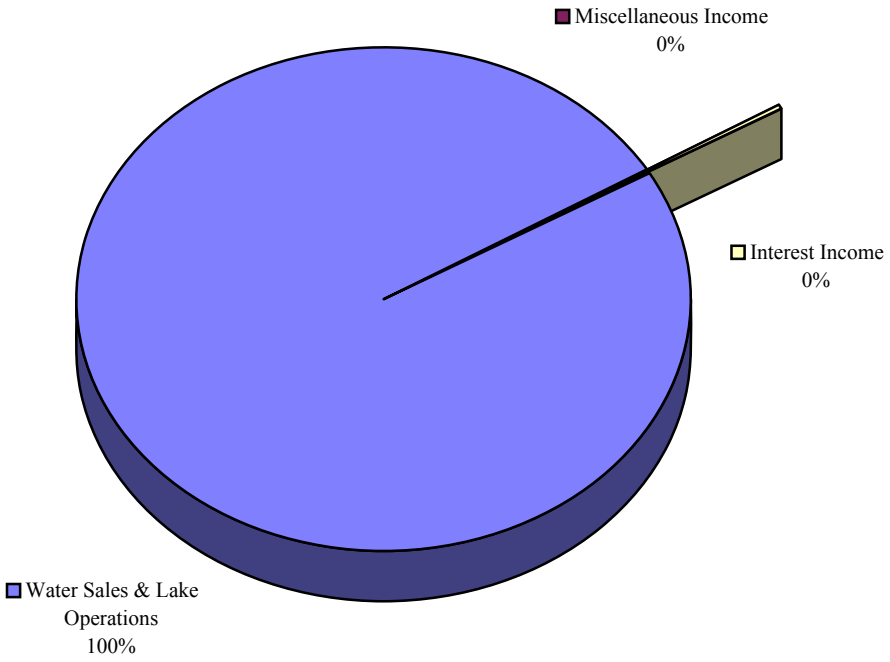

Revenues	FY 2009 Actual	FY 2010 Budget	FY 2011 Budget
Pollution & Industrial Financing			
Power Sales			
Water Sales & Lake Operations	1,162,005	1,368,670	1,407,751
Recreation & Land Use			
Wastewater Services			
Laboratory Services			
Rentals			
Administrative & General			
Miscellaneous Income	200		
Total Operating Revenues	**1,162,205**	**1,368,670**	**1,407,751**
Interest Income	8,360	10,200	5,100
Grand Total Revenues	**1,170,565**	**1,378,870**	**1,412,851**

Budget Summary

EXPENSES - Luling

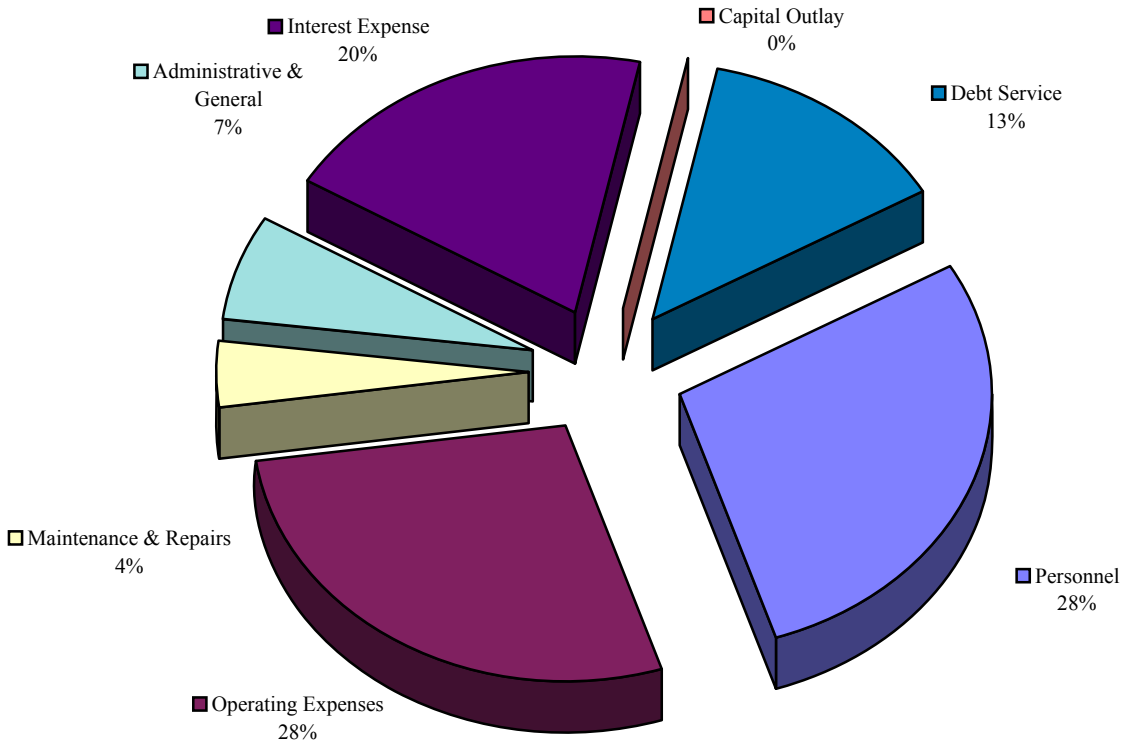

Expenses	FY 2009 Actual	FY 2010 Budget	FY 2011 Budget
Personnel	317,885	366,276	379,062
Operating Expenses	333,085	365,791	375,477
Maintenance & Repairs	47,530	66,234	57,114
Administrative & General	74,229	82,945	89,162
Total Operating Expenses	**772,729**	**881,246**	**900,815**
Interest Expense	279,262	272,282	265,444
Capital Outlay			
Debt Service	160,000	170,831	177,915
Grand Total Expenses	**1,211,990**	**1,324,359**	**1,344,174**

Luling Water Treatment Plant Division
Operating Plan for Fiscal Year ending 8/31/2011

BACKGROUND

This work plan and budget describes the operations and maintenance of the Luling Water Treatment Plant Division to be performed during the 2011 Fiscal Year based on an average treated water delivery of 0.769 MGD to the City of Luling and a treated water delivery of 1.168 MGD to the City of Lockhart for a total delivery of 1.937 MGD.

A Chief Operator and four Operators, working as a team will continue to staff the plant, while one contract laborer will be utilized during the peak maintenance period. Serving as facilitators to the team will be the Division Manager - Hays/Caldwell Counties and the Operations Manager – Upper Basin located at GBRA's Seguin office. Additional support is received from the Seguin office in the form of engineering, electrical, and administrative functions.

REVENUE SOURCES AND TRENDS

The City of Luling contracted with GBRA in 1975 for the construction and operation of a surface water treatment plant. The plant came on line and started delivering drinking water from the San Marcos River in 1978. This contract provides that GBRA bill the city for the actual costs of operating the plant and that GBRA does not over-recover nor under-recover those operating costs. In fiscal year 2005 the Luling Water Treatment Plant Division started delivering treated water to the City of Lockhart by using plant capacity in the Luling Water Treatment Plant that was currently not utilized for the City of Luling.

FY 2011 operating revenue is budgeted to increase 3.0% or $39,081 after remaining essentially level between FY 2009 and FY 2010. Of the FY 2010 increase, $33,641 relates to the operation of the water treatment plant and $5,440 relates to the operation of the treated water pipeline that delivers water to Lockhart.

CAPITAL ADDITIONS AND OPERATING EXPENDITURES

Significant operating expenses for the ensuing fiscal year include $75,000 for power and utilities at the Water Treatment Plant, $62,000 for power and utilities at the Luling High Service Pump Station, $13,292 for chlorine used in the disinfection process, $72,442 for coagulants, $8,063 for ammonia to convert free chlorine to chloramines. Other significant operating expenditures include $8,160 for laboratory expenses and testing fees performed by the Texas Commission on Environmental Quality (TCEQ), and modifying the raw water pump station to improve safety of personnel when working on pumps at a cost of $38,482.

In order to keep plant personnel abreast of changing regulations and treatment techniques, plant personnel will be enrolled in the continuing education classes taught by the Texas Engineering Extension Service and the Texas Commission on Environmental Quality. Additional technical and safety training will be provided by GBRA.

FUND BALANCE

Funds for the above listed maintenance projects as well as all of the other operating expenditures that are summarized in the following pages will be provided from revenues from the City of Luling and the City of Lockhart. This division generally represents a contract operation in which GBRA does not over-recover nor under-recover its costs; therefore, the net increase in fund balance for FY 2011 related to normal operating activities amounts to $5,100. Additionally, $44,336 is also added to the fund balance as a result of revenue from debt coverage on bonded indebtedness within the division.

GUADALUPE-BLANCO RIVER AUTHORITY
WORKPLAN AND BUDGET
FISCAL YEAR ENDING AUGUST 31, 2011

100 - LULING WTP

	FY 2010 BUDGET	FY 2011 BUDGET	FY 2010-2011 DIFFERENCE
OPERATING REVENUES			
WATER SALES & LAKE OPERATIONS:			
PLANT O & M EXPENSES	314,611	320,596	5,985
ADMIN. & GENERAL EXPENSE	29,997	31,795	1,798
DEBT SERVICE - LU/LO PROJECT	443,113	443,359	246
DEBT COV. FACTOR-LU/LO PROJECT	44,311	44,336	25
LU/LO TREATMENT PLT CHRGS	406,710	432,568	25,858
W/S-LU/LO DELIVERY SYSTEM	129,928	135,097	5,169
Total WATER SALES & LAKE OPERATIONS	**1,368,670**	**1,407,751**	**39,081**
TOTAL OPERATING REVENUES	**1,368,670**	**1,407,751**	**39,081**
OPERATING EXPENSES			
STAFF TECHNICAL ASSISTANCE	12,941	19,014	6,073
SUPERVISION	13,232	15,899	2,667
LABOR	185,116	187,075	1,959
Total OPERATING SALARIES & WAGES	**211,289**	**221,988**	**10,699**
EMPLOYEE EXPENSES & BENEFITS:			
EMPLOYEES' TRAVEL	800	800	
EMPLOYEE BENEFITS	106,273	108,075	1,802
Total EMPLOYEE EXPENSES & BENEFITS	**107,073**	**108,875**	**1,802**
OPERATING SUPPLIES & SERVICES:			
TRUCK OPERATING EXPENSES	3,204	2,000	(1,204)
EQUIPMENT RENTAL	2,340	1,800	(540)
DUES AND MEMBERSHIPS	300	300	
PUBLICATIONS AND BOOKS	150	150	
SMALL TOOLS EXPENSE	300	300	
TRACTORS AND EQUIPMENT	314	314	
UNIFORMS AND LAUNDRY	3,362	2,600	(762)
TRAINING EXPENSES	1,920	1,920	
SAFETY & EMERG. EXPENSES	2,028	2,028	
SECURITY EXPENSE	600	600	
POWER AND UTILITIES	72,847	75,000	2,153
POWER/UTIL-LULING HIGH SERVICE	64,077	62,000	(2,077)
POWER/UTIL-LU/LO PROJECT	70,925	74,355	3,430
CHLORINE	11,254	13,292	2,038
ACTIVATED CARBON	792	792	

GUADALUPE-BLANCO RIVER AUTHORITY
WORKPLAN AND BUDGET
FISCAL YEAR ENDING AUGUST 31, 2011

100 - LULING WTP

	FY 2010 BUDGET	FY 2011 BUDGET	FY 2010-2011 DIFFERENCE
AMMONIA	9,786	8,063	(1,723)
ALUM/FERRIC	66,009	72,442	6,433
FLUOSILICIC ACID	8,000	13,258	5,258
LAB SUPPLIES & EXPENSES	8,160	8,160	
PROFESSIONAL FEES	5,000	1,500	(3,500)
OPER EXP-LU/LO PROJECT	4,720	4,720	
INSPECTION FEES	850	850	
WATERMASTER PAYMENT	1,100	1,500	400
COMMUNICATIONS	2,760	2,760	
OFFICE SUPPLIES & EXPENSES	960	1,200	240
COMPUTER SUPPLIES & SERVICE	1,680	1,680	
BANK SERVICE FEES	200	100	(100)
INSURANCE EXPENSE	19,393	19,393	
MISCELLANEOUS EXPENSES	2,760	2,400	(360)
Total OPERATING SUPPLIES & SERVICES	**365,791**	**375,477**	**9,686**
MAINTENANCE & REPAIR			
LABOR	47,913	48,199	285
MATERIAL	26,914	30,694	3,780
SERVICES	39,320	26,420	(12,900)
Total MAINTENANCE & REPAIR	**114,147**	**105,313**	**(8,835)**
TOTAL OPERATING & MAINTENANCE	**798,301**	**811,653**	**13,352**
ADMINISTRATIVE & GENERAL:			
A & G EXPENSES	82,945	89,162	6,217
Total ADMINISTRATIVE & GENERAL	**82,945**	**89,162**	**6,217**
TOTAL OPERATING EXPENSES	**881,246**	**900,815**	**19,569**
NET OPERATING INCOME	**487,424**	**506,936**	**19,512**

GUADALUPE-BLANCO RIVER AUTHORITY
WORKPLAN AND BUDGET
FISCAL YEAR ENDING AUGUST 31, 2011

100 - LULING WTP

	FY 2010 BUDGET	FY 2011 BUDGET	FY 2010-2011 DIFFERENCE
OPERATING REVENUES	1,368,670	1,407,751	39,081
OPERATING EXPENSES	(881,246)	(900,815)	(19,569)
NET OPERATING INCOME	**487,424**	**506,936**	**19,512**
NON-OPERATING REVENUES (EXPENSES)			
INTEREST INCOME:			
INT ON OPERATING FUNDS	3,600	1,800	(1,800)
INT ON LU/LO OPR FUND	2,400	1,800	(600)
INT ON LU/LO I&S FUND	4,200	1,500	(2,700)
Total INTEREST INCOME	**10,200**	**5,100**	**(5,100)**
INTEREST & BANK FEES:			
INT EXP - LU/LO PROJECT	(272,282)	(265,444)	6,838
Total INTEREST & BANK FEES	**(272,282)**	**(265,444)**	**6,838**
TOTAL NON-OPERATING REVENUES (EXPENSES)	**(262,082)**	**(260,344)**	**1,738**
CHANGE IN NET ASSETS	**225,342**	**246,592**	**21,250**
CHANGE IN RESTRICTED FUNDS		**19,241**	**19,241**
INTERFUND LOANS			
DEBT CAPITAL			
TOTAL FUNDS AVAILABLE	**225,342**	**265,833**	**40,491**
PURCHASES OF FIXED ASSETS			
WORK IN PROGRESS			
WIP-OPERATING	8,000	38,482	30,482
Total WORK IN PROGRESS	**8,000**	**38,482**	**30,482**
DEBT SERVICE			

GUADALUPE-BLANCO RIVER AUTHORITY
WORKPLAN AND BUDGET
FISCAL YEAR ENDING AUGUST 31, 2011

100 - LULING WTP

	FY 2010 BUDGET	FY 2011 BUDGET	FY 2010-2011 DIFFERENCE
BONDS PAID	170,831	177,915	7,084
Total DEBT SERVICE	**170,831**	**177,915**	**7,084**
TOTAL FUNDS APPLIED	**178,831**	**216,397**	**37,566**
NET CHANGE IN FUND BALANCE	**46,511**	**49,436**	**2,925**

GUADALUPE-BLANCO RIVER AUTHORITY
WORKPLAN AND BUDGET
FISCAL YEAR ENDING AUGUST 31, 2011

100 - LULING WTP

	FY 2010 BUDGET	FY 2011 BUDGET	FY 2010-2011 DIFFERENCE
SALARIES & WAGES DETAIL			
STAFF TECHNICAL ASSISTANCE:			
STA- SUPERVISION	6,881	12,352	5,472
STA- CLERICAL	6,060	6,662	601
Total STAFF TECHNICAL ASSISTANCE	**12,941**	**19,014**	**6,073**
SUPERVISION:			
SUPERVISION	13,084	15,288	2,204
SUP- LU/LO PROJECT	148	611	463
Total SUPERVISION	**13,232**	**15,899**	**2,667**
OPERATING LABOR:			
CLERICAL	499	546	47
REG- OPERATING LABOR	134,159	135,635	1,475
REG- LU/LO PROJECT LABOR	19,494	19,654	160
OVT- OPERATING LABOR	27,713	27,942	230
OVT- LU/LO PROJECT LBR	3,251	3,298	47
Total OPERATING LABOR	**185,116**	**187,075**	**1,959**
MAINTENANCE & REPAIR			
M&R-LABOR:			
REG/LBR- LU/LO PROJECT	3,902	3,941	39
REG/LBR- OTHER	41,109	41,341	233
Total M&R-LABOR	**45,010**	**45,282**	**272**
M&R-OVERTIME:			
OVT/LBR- OTHER	2,903	2,917	14
Total M&R-OVERTIME	**2,903**	**2,917**	**14**
Total MAINTENANCE & REPAIR	**47,913**	**48,199**	**285**
WORK IN PROGRESS			
PROJECT DEVELOPMENT			
TOTAL SALARIES & WAGES	**259,203**	**270,187**	**10,984**

GUADALUPE-BLANCO RIVER AUTHORITY
WORKPLAN AND BUDGET
FISCAL YEAR ENDING AUGUST 31, 2011

100 - LULING WTP

	FY 2010 BUDGET	FY 2011 BUDGET	FY 2010-2011 DIFFERENCE
MAINTENANCE & REPAIR DETAIL			
LABOR:			
REG/LBR- LU/LO PROJECT	3,902	3,941	39
REG/LBR- OTHER	41,109	41,341	233
OVT/LBR- OTHER	2,903	2,917	14
Total LABOR	**47,913**	**48,199**	**285**
MATERIAL:			
M&R/MAT- GROUNDS	216	216	
M&R/MAT- BUILDINGS	360	360	
M&R/MAT- PAINT EQUIPMENT	576	576	
M&R/MAT- CHEM. FEED EQUIP	2,216	2,216	
M&R/MAT- METERS	1,200	1,200	
M&R/MAT- MOTORS	1,200	1,200	
M&R/MAT- CLAR,FLOC,RAP MX	3,500	6,500	3,000
M&R/MAT- CONTROL & ELECT.	2,400	2,400	
M&R/MAT- TOOLS & EQUIP	300	300	
M&R/MAT- FILTERS	1,200	1,200	
M&R/MAT- PIPING & VALVES	2,400	2,400	
M&R/MAT- TRUCK	240	240	
M&R/MAT- EQUIPMENT LUBE	702	702	
M&R/MAT- PUMPS	1,700	2,400	700
M&R/MAT- MOWER & EQUIP.	300	800	500
M&R/MAT- ROADS	120	120	
M&R/MAT- SAFETY	720	720	
M&R/MAT- CLRWELL&BKWSH TN	252	252	
M&R/MAT- SCADA/COMPUTERS	1,600	1,600	
M&R/MAT- LULING HS PUMP STATIO	2,412	2,412	
M&R/MAT- GENERATOR	1,800	900	(900)
M&R/MAT- LU/LO PROJECT	1,500	1,980	480
Total MATERIAL	**26,914**	**30,694**	**3,780**
SERVICES:			
M&R/SER- PAINT EQUIPMENT	374	374	
M&R/SER- CHEM. FEED EQUIP	1,200	1,200	
M&R/SER- METERS	996	996	
M&R/SER- MOTORS	2,400	2,400	
M&R/SER- CLAR,FLOC,RAP MX	2,400	2,400	
M&R/SER- CONTROL & ELECT.	2,400	2,400	
M&R/SER- FILTERS	3,000		(3,000)
M&R/SER- TRUCKS	2,400	2,400	
M&R/SER- PUMPS	2,500	2,500	
M&R/SER- BIOSOLIDS BEDS	9,000		(9,000)

GUADALUPE-BLANCO RIVER AUTHORITY
WORKPLAN AND BUDGET
FISCAL YEAR ENDING AUGUST 31, 2011

100 - LULING WTP

	FY 2010 BUDGET	FY 2011 BUDGET	FY 2010-2011 DIFFERENCE
M&R/SER- MOWER & EQUIP.	800	800	
M&R/SER- ROADS	800	800	
M&R/SER- CLRWELL&BKWSH TN	1,000	1,000	
M&R/SER- SCADA/COMPUTERS	720	720	
M&R/SER- LULING HS PUMP STATIO	3,180	3,180	
M&R/SER- GENERATOR	1,800	900	(900)
M&R/SER- LU/LO DELIVERY SYSTEM	4,350	4,350	
Total SERVICES	**39,320**	**26,420**	**(12,900)**
TOTAL MAINTENANCE & REPAIR	**114,147**	**105,313**	**(8,835)**

GUADALUPE-BLANCO RIVER AUTHORITY
WORKPLAN AND BUDGET
FISCAL YEAR ENDING AUGUST 31, 2011

100 - LULING WTP

	FY 2010 BUDGET	FY 2011 BUDGET	FY 2010-2011 DIFFERENCE
WIP - OPERATING			
RETROLIFT RW PUMP RAILS-SERVIC		38,482	38,482
Total		**38,482**	**38,482**
R.O.C. CONCRETE PAD-SERVICE	8,000		(8,000)
Total	**8,000**		**(8,000)**
TOTAL WIP - OPERATING	**8,000**	**38,482**	**30,482**

Canyon Hydroelectric

Hydroelectricity is one of the cleanest sources of power currently available. For more than 75 years, natural flows of the Guadalupe River have been passed through the turbines of hydroelectric plants to generate electricity for basin residents. These flows are returned to the river, unchanged, for use by others. Water, the "renewable resource" can be used to create energy that benefits people and the environment.

This division operates a six-megawatt hydroelectric plant located in Sattler, Texas, adjacent to the Canyon Dam discharge channel. The plant uses natural flows of the Guadalupe River as passed through Canyon Dam to provide electricity, through New Braunfels Utilities (NBU), to residents of the City of New Braunfels.

The plant is equipped with two 3-megawatt generators that use available river flows in the range of 90 to 300 cubic feet per second (cfs) each to produce electricity. Included in the plant is a bypass valve capable of releasing up to 500 additional cfs. Flows above the combined total of 1,100 cfs must be released through the dam's original outlet structure.

The plant operates through a license from the Federal Energy Regulatory Commission, with permits from TCEQ and the U.S Army Corps of Engineers. Using state of the art technology, the plant can be remotely operated from Seguin with microwave communication equipment.

- Service Provided: Hydroelctric generation
- Location: Sattler, TX
- Startup Operation Date: 1989
- Customer: NBU
- Capacity: 6 MW
- Average Kwh Produced: 25,210,000
- # of Current Employees: 2
- Budgeted Revenue: $1,528,411

Canyon Hydroelectric Division Organizational Chart

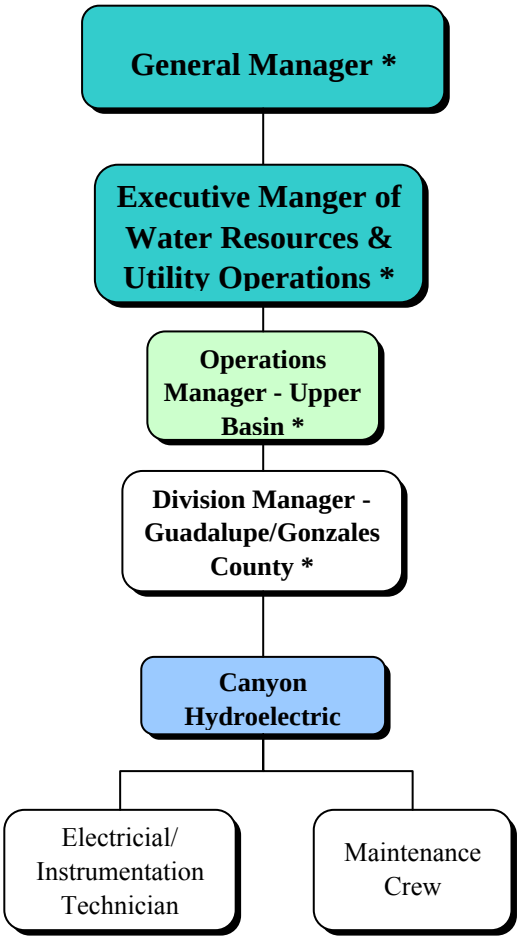

* GBRA employee from another Division

Staffing Summary

Canyon Hydroelectric	# of Authorized Positions (FTE)		
	2009	2010	2011
Electrical/Instrumentation Technician	1	1	1
Maintenance Crew	1	1	1
Total	**2**	**2**	**2**

Changes from FY 2009 to 2010
No staffing changes for this division.

Changes from FY 2010 to 2011
No staffing changes for this division.

Budget Summary

Division: **Canyon Hydroelectric**

Description

The Canyon Hydroelectric Division operates a six-megawatt power plant that generates electricity for New Braunfels Utilities (NBU). Division personnel are responsible for the operation and maintenance of the generating station as well as the penstock, substation and ancillary equipment.

Objectives

The following objectives are the division's operating plan in working toward the goals and objectives as outlined in the mission statement.

WATER RESOURCE MANAGEMENT GOAL

To … assure a high level of reliability of the generating plant by inspecting and performing necessary maintenance on generators associated equipment each year.

WATER QUALITY GOAL

To … reduce the possibility and impact of oil leaks by continually monitoring oil seals and oil containment in the power plant and substation.

PUBLIC SERVICES GOAL

To … provide Canyon Hydroelectric Division employees with annual training and testing in safety, first aid and CPR to achieve a level of confidence and competence that will encourage assistance to the public in need.

ECONOMIC DEVELOPMENT GOAL

To … offer Canyon Hydroelectric Division expertise and equipment to assist with at least two clean-up projects on the hydro lakes to enhance economic development and customer relations in the district.

TECHNICAL ASSISTANCE AND SUPPORT GOAL

To … assess the training program of the Canyon Hydroelectric Division and identify areas needing improvement. To develop a training program that meets the Division's present and future professional and technical needs and that continually reviews those needs. Continue the GBRA Performance Assessment and Development Program in the Canyon Hydroelectric Division.

COMMUNICATION AND EDUCATION

To … have Canyon Hydroelectric Division maintenance employees conduct at least four public tours of hydro facilities, to develop a positive public recognition of GBRA employees and facilities.

Budget Summary

REVENUES - Canyon Hydroelectric

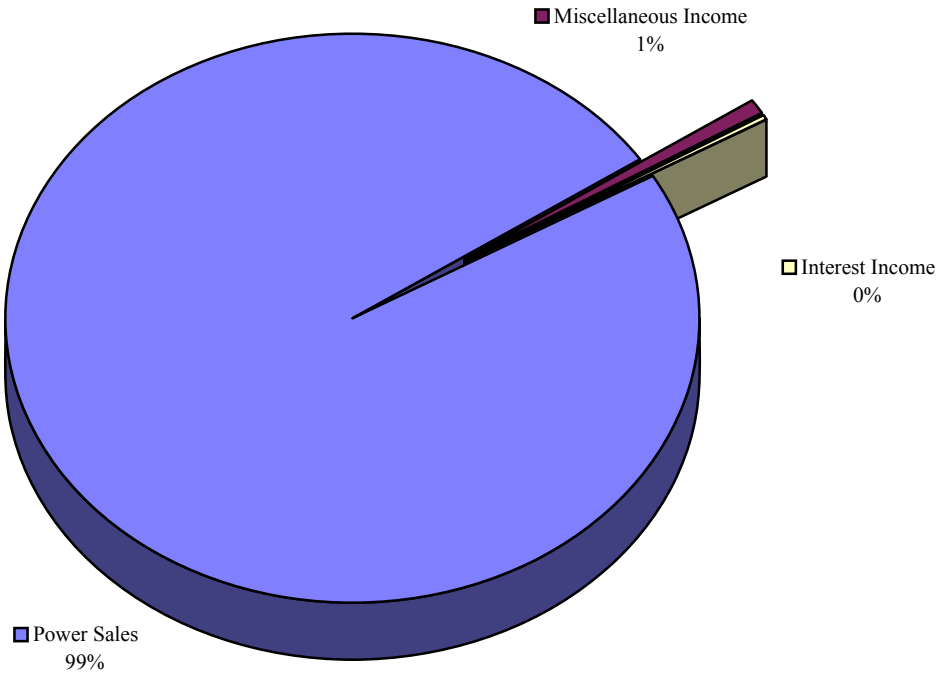

Revenues	FY 2009 Actual	FY 2010 Budget	FY 2011 Budget
Pollution & Industrial Financing			
Power Sales	1,282,730	1,486,159	1,517,095
Water Sales & Lake Operations			
Recreation & Land Use			
Wastewater Services			
Laboratory Services			
Rentals			
Administrative & General			
Miscellaneous Income	32,979	16,532	11,316
Total Operating Revenues	**1,315,708**	**1,502,691**	**1,528,411**
Interest Income	1,502	9,660	4,560
Grand Total Revenues	**1,317,210**	**1,512,351**	**1,532,971**

Budget Summary

EXPENSES - Canyon Hydroelectric

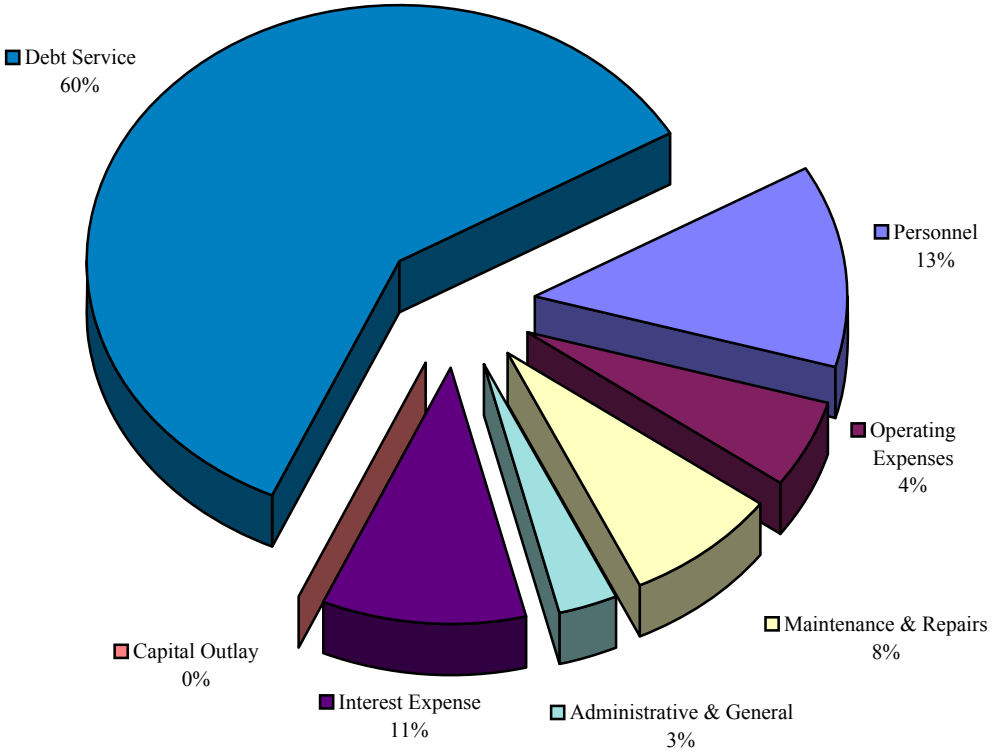

Expenses	FY 2009 Actual	FY 2010 Budget	FY 2011 Budget
Personnel	125,266	189,260	197,278
Operating Expenses	61,623	83,635	83,560
Maintenance & Repairs	20,411	125,150	122,350
Administrative & General	28,543	42,862	46,407
Total Operating Expenses	**235,843**	**440,907**	**449,595**
Interest Expense	319,717	203,112	165,040
Capital Outlay			
Debt Service	815,000	868,332	918,336
Grand Total Expenses	**1,370,560**	**1,512,351**	**1,532,971**

Canyon Hydroelectric Division
Operating Plan for Fiscal Year Ending 8/31/11

BACKGROUND

The Guadalupe-Blanco River Authority Canyon Hydroelectric Division began operation in January of 1989. The Division consists of a hydroelectric generating plant with two 3-megawatt generators that use available river flows in the range of 90 to 600 cubic feet per second (cfs) to produce electricity. Included in the Plant is a bypass valve capable of releasing up to 500 additional cubic feet per second. When releases from Canyon Dam are above the combined generation and bypass rates (a total of 1,100 cfs), the Plant cannot be operated, and all water must be released through the dam's original outlet structure.

The objective of all GBRA employees who operate and maintain the Canyon Hydroelectric Plant is to provide a level of equipment reliability that will assure full utilization of water released from Canyon Reservoir for the generation of electricity.

The two GBRA employees who are assigned to the Canyon Hydroelectric Division maintain the Plant. Personnel from the GBRA Guadalupe Valley Hydroelectric Division assist these employees in their maintenance duties. The remote operation of the Plant is conducted from the central Control Room at the Seguin office of GBRA.

REVENUE SOURCES AND TRENDS

The debt service cost and the operating and maintenance expense of the Plant are paid by New Braunfels Utilities (NBU), which is the recipient of all electricity generated by the Plant. The debt service portion of this revenue stream is a fixed charge based on the debt retirement schedule for the Plant. The energy portion of the division's revenue stream covers all operation and maintenance expenses and is based on an energy charge of $0.0133 cents per kW hour of electricity that is generated. The Division is a cost of service operation, and at the end of each fiscal year there is reconciliation between GBRA and NBU to adjust income to actual expenses for the year. If the total cost of operating the Plant exceeds the amount of revenue collected, then NBU reimburses GBRA for this difference. If the alternative is the case, then GBRA reimburses NBU the difference.

The total amount of Division revenue budgeted for FY 2011 including the newly authorized renewable energy credits in the State of Texas is $1,528,411 which is $25,721 more than budgeted revenue for FY 2010. This revenue budget is not calculated by using projected average annual generation as it was prior to FY 2004. The current method of determining the power sales revenue budget is to set it equal to the total amount of budgeted expenditures less any revenue received from the marketing of renewable energy credits. This method is consistent with the annual reconciliation process described above. The net result is that total budgeted revenue increased approximately 1.7% for FY 2011 and this is due to a projected increase in operating and maintenance expenditures next year.

CAPITAL ADDITIONS AND OPERATING EXPENDITURES

An important component of the Division's operating expenditures is the labor costs associated with operating and maintaining the Plant. A substantial share of the labor cost is associated with the hydroelectric plant attendant who visits the Plant two-three times each week. Some of the attendant's duties are to:

1. Observe and monitor all major equipment and facilities.

2. Record, analyze and compare all meter, gauge, and level readings.
3. Simulate alarms and verify the Seguin Control Room receives these alarms.
4. Lubricate and maintain equipment as scheduled or as needed.
5. Test dissolved oxygen (DO) content of water downstream of the Plant.
6. Collect water samples for DO comparison in the GBRA Water Quality Laboratory.
7. Report and schedule maintenance requirements of the Plant.

During FY 2011, the staff will continue to monitor the effect that the hydrogen sulfide-rich atmosphere has on the Plant's equipment. This condition exists due to the 150 feet depth of Canyon Reservoir and the fact that water released for generation comes from the bottom of the lake. Maintenance and repairs due to this corrosive condition and other repairs will be performed as needed. Preventive maintenance will be conducted during scheduled annual turbine/generator inspections.

In FY 2010 the U.S. Army Corps of Engineers requested GBRA budget funds to clean and paint the Hydro Plant facilities which interconnect with the Corps flood control structure, namely the steel grill covering the penstock inlet pipe and the take-out structure slide gate. The work was to be performed when the Canyon Reservoir's flood control structure was de-watered and out of service. The Corps did not take the flood control structure completely out of service. Therefore, the work was not done and the $94,000 budgeted in FY 2010 was not expended. The project is planned and the funds are budgeted again in FY 2011.

FUND BALANCE

Funds for operating expenditures included within the FY 2011 budget that are summarized in the following pages will be funded from power sales revenue derived from NBU. This Division represents a contract operation in which GBRA does not over-recover nor under-recover its costs. Therefore, the change in fund balance should be $0 after the Fiscal Year end reconciliation of costs is agreed to by GBRA and NBU.

GUADALUPE-BLANCO RIVER AUTHORITY
WORKPLAN AND BUDGET
FISCAL YEAR ENDING AUGUST 31, 2011

120 - CANYON HYDROELECTRIC

	FY 2010 BUDGET	FY 2011 BUDGET	FY 2010-2011 DIFFERENCE
OPERATING REVENUES			
POWER SALES:			
POWER SALES	424,375	438,279	13,905
CREDIT-OPER. INTEREST EARNINGS	(1,800)	(960)	840
CREDIT-INT ON NOW ACCTS	(60)		60
DEBT SERVICE REQUIREMENT	1,071,444	1,083,376	11,932
CREDIT INT EARN R&R FUND	(3,000)	(1,200)	1,800
CREDIT INT. EARN-I&S FD	(4,800)	(2,400)	2,400
Total POWER SALES	**1,486,159**	**1,517,095**	**30,937**
MISCELLANEOUS INCOME:			
RENEWABLE ENERGY CREDIT SALES	16,532	11,316	(5,216)
Total MISCELLANEOUS INCOME	**16,532**	**11,316**	**(5,216)**
TOTAL OPERATING REVENUES	**1,502,691**	**1,528,411**	**25,721**
OPERATING EXPENSES			
STAFF TECHNICAL ASSISTANCE	11,204	12,279	1,075
SUPERVISION	4,822	6,329	1,507
LABOR	46,367	49,168	2,802
Total OPERATING SALARIES & WAGES	**62,393**	**67,776**	**5,384**
EMPLOYEE EXPENSES & BENEFITS:			
EMPLOYEES' TRAVEL	400	400	
EMPLOYEE BENEFITS	54,917	56,251	1,334
Total EMPLOYEE EXPENSES & BENEFITS	**55,317**	**56,651**	**1,334**
OPERATING SUPPLIES & SERVICES:			
TRUCK OPERATING EXPENSES	6,000	5,800	(200)
BUILDING RENTAL	3,624	3,624	
DUES AND MEMBERSHIPS	200	200	
PUBLICATIONS AND BOOKS	50	50	
SMALL TOOLS EXPENSE	200	200	
UNIFORMS AND LAUNDRY	750	725	(25)
TRAINING EXPENSES	1,200	1,200	
SAFETY & EMERG. EXPENSES	300	300	
SAFETY BOOTS & GLASSES	170	170	
SECURITY EXPENSE	300	250	(50)

GUADALUPE-BLANCO RIVER AUTHORITY
WORKPLAN AND BUDGET
FISCAL YEAR ENDING AUGUST 31, 2011

120 - CANYON HYDROELECTRIC

	FY 2010 BUDGET	FY 2011 BUDGET	FY 2010-2011 DIFFERENCE
POWER AND UTILITIES	3,000	3,500	500
LAB SUPPLIES & EXPENSES	200	200	
PROFESSIONAL FEES	2,000	1,700	(300)
INSPECTION FEES	3,000	3,000	
SB. 818 ASSESSMENT	9,200	9,200	
ERCOT EXPENSES	1,800	2,000	200
WATERMASTER PAYMENT	4,200	4,200	
FALLING WATER CHARGES	27,000	27,000	
COMMUNICATIONS	1,200	1,000	(200)
OFFICE SUPPLIES & EXPENSES	50	50	
KITCHEN & JANITOR SUPPLY	50	50	
BANK SERVICE FEES	1,100	1,100	
INSURANCE EXPENSE	17,641	17,641	
MISCELLANEOUS EXPENSES	400	400	
Total OPERATING SUPPLIES & SERVICES	**83,635**	**83,560**	**(75)**
MAINTENANCE & REPAIR			
LABOR	71,551	72,851	1,301
MATERIAL	11,650	11,150	(500)
SERVICES	113,500	111,200	(2,300)
Total MAINTENANCE & REPAIR	**196,701**	**195,201**	**(1,500)**
TOTAL OPERATING & MAINTENANCE	**398,045**	**403,188**	**5,143**
ADMINISTRATIVE & GENERAL:			
A & G EXPENSES	42,862	46,407	3,545
Total ADMINISTRATIVE & GENERAL	**42,862**	**46,407**	**3,545**
TOTAL OPERATING EXPENSES	**440,907**	**449,595**	**8,689**
NET OPERATING INCOME	**1,061,784**	**1,078,816**	**17,032**

GUADALUPE-BLANCO RIVER AUTHORITY
WORKPLAN AND BUDGET
FISCAL YEAR ENDING AUGUST 31, 2011

120 - CANYON HYDROELECTRIC

	FY 2010 BUDGET	FY 2011 BUDGET	FY 2010-2011 DIFFERENCE
OPERATING REVENUES	1,502,691	1,528,411	25,721
OPERATING EXPENSES	(440,907)	(449,595)	(8,689)
NET OPERATING INCOME	**1,061,784**	**1,078,816**	**17,032**
NON-OPERATING REVENUES (EXPENSES)			
INTEREST INCOME:			
INT ON OPERATING FUNDS	1,800	900	(900)
INT ON FULLY FUNDED ACCTS	3,000	1,200	(1,800)
INT ON NOW ACCTS	60	60	
INT ON I & S FUND	4,800	2,400	(2,400)
Total INTEREST INCOME	**9,660**	**4,560**	**(5,100)**
INTEREST & BANK FEES:			
INT ON REVENUE BONDS	(203,112)	(165,040)	38,072
Total INTEREST & BANK FEES	**(203,112)**	**(165,040)**	**38,072**
TOTAL NON-OPERATING REVENUES (EXPENSES)	**(193,452)**	**(160,480)**	**32,972**
CHANGE IN NET ASSETS	**868,332**	**918,336**	**50,004**
INTERFUND LOANS			
DEBT CAPITAL			
TOTAL FUNDS AVAILABLE	**868,332**	**918,336**	**50,004**
PURCHASES OF FIXED ASSETS			
WORK IN PROGRESS			
DEBT SERVICE			

GUADALUPE-BLANCO RIVER AUTHORITY
WORKPLAN AND BUDGET
FISCAL YEAR ENDING AUGUST 31, 2011

120 - CANYON HYDROELECTRIC

	FY 2010 BUDGET	FY 2011 BUDGET	FY 2010-2011 DIFFERENCE
BONDS PAID	868,332	918,336	50,004
Total DEBT SERVICE	**868,332**	**918,336**	**50,004**
TOTAL FUNDS APPLIED	**868,332**	**918,336**	**50,004**
NET CHANGE IN FUND BALANCE			

GUADALUPE-BLANCO RIVER AUTHORITY
WORKPLAN AND BUDGET
FISCAL YEAR ENDING AUGUST 31, 2011

120 - CANYON HYDROELECTRIC

	FY 2010 BUDGET	FY 2011 BUDGET	FY 2010-2011 DIFFERENCE
SALARIES & WAGES DETAIL			
STAFF TECHNICAL ASSISTANCE:			
STA- SUPERVISION	7,416	8,120	704
STA- CLERICAL	3,788	4,159	371
Total STAFF TECHNICAL ASSISTANCE	**11,204**	**12,279**	**1,075**
SUPERVISION:			
SUPERVISION	4,822	6,329	1,507
Total SUPERVISION	**4,822**	**6,329**	**1,507**
OPERATING LABOR:			
CLERICAL	312	296	(17)
REG- OPERATING LABOR	29,545	27,770	(1,776)
REG- ATTENDANT'S DUTIES	9,135	9,317	182
REG- SAFETY & TRAINING	2,745	1,889	(856)
OVT- OPERATING LABOR	4,563	4,744	180
OVT- ATTENDANTS DUTIE	66	67	1
REG- WORKING HOLIDAY LABOR		5,086	5,086
Total OPERATING LABOR	**46,367**	**49,168**	**2,802**
MAINTENANCE & REPAIR			
M&R-LABOR:			
REG/LBR- OTHER	66,685	67,912	1,227
Total M&R-LABOR	**66,685**	**67,912**	**1,227**
M&R-OVERTIME:			
OVT/LBR- OTHER	4,865	4,939	73
Total M&R-OVERTIME	**4,865**	**4,939**	**73**
Total MAINTENANCE & REPAIR	**71,551**	**72,851**	**1,301**
WORK IN PROGRESS			
PROJECT DEVELOPMENT			
TOTAL SALARIES & WAGES	**133,943**	**140,627**	**6,684**

GUADALUPE-BLANCO RIVER AUTHORITY
WORKPLAN AND BUDGET
FISCAL YEAR ENDING AUGUST 31, 2011

120 - CANYON HYDROELECTRIC

	FY 2010 BUDGET	FY 2011 BUDGET	FY 2010-2011 DIFFERENCE
MAINTENANCE & REPAIR DETAIL			
LABOR:			
REG/LBR- OTHER	66,685	67,912	1,227
OVT/LBR- OTHER	4,865	4,939	73
Total LABOR	**71,551**	**72,851**	**1,301**
MATERIAL:			
M&R/MAT- CLEAN PWR HOUSES	50	50	
M&R/MAT- PAINT PWR HOUSES	50	50	
M&R/MAT- PWR HOUSES&EQUIP	2,000	3,900	1,900
M&R/MAT- SAFETY	200	200	
M&R/MAT- POISON PROPERTIE	50	50	
M&R/MAT- ROADS & BRIDGES	200	200	
M&R/MAT- FENCES	200	200	
M&R/MAT- PENSTK CONDUIT I	600	500	(100)
M&R/MAT- TURBINE INSPECTI	400	400	
M&R/MAT- GENERATORS	400	400	
M&R/MAT- TURBINE/GOVERNOR	500	400	(100)
M&R/MAT- DISSOLVED OXYGEN	1,000	900	(100)
M&R/MAT- SWITCHGEAR	600	500	(100)
M&R/MAT- WEIR	3,500	500	(3,000)
M&R/MAT- CONTROL SYSTEM	400	1,500	1,100
M&R/MAT- COMMUNICATION SY	1,000	1,000	
M&R/MAT- SUBSTATIONS	300	400	100
M&R/MAT- TRANSFORMERS	200		(200)
Total MATERIAL	**11,650**	**11,150**	**(500)**
SERVICES:			
M&R/SER- PWR HOUSES&EQUIP	2,500	2,500	
M&R/SER- GEN. OFFICE BLDG	600	500	(100)
M&R/SER- PENSTK CONDUIT I	94,000	94,000	
M&R/SER- TURBINE INSPECTI	300	300	
M&R/SER- GENERATORS	700	500	(200)
M&R/SER- TURBINE/GOVERNOR	200	200	
M&R/SER- DISSOLVED OXYGEN	200	200	
M&R/SER- SWITCHGEAR	3,000	3,000	
M&R/SER- WEIR	2,000		(2,000)
M&R/SER- CONTROL SYSTEM	1,000	1,000	
M&R/SER- COMMUNICATION SY	5,000	4,000	(1,000)
M&R/SER- SUBSTATIONS	2,000	5,000	3,000
M&R/SER- TRANSFORMERS	2,000		(2,000)

GUADALUPE-BLANCO RIVER AUTHORITY
WORKPLAN AND BUDGET
FISCAL YEAR ENDING AUGUST 31, 2011

120 - CANYON HYDROELECTRIC

	FY 2010 BUDGET	FY 2011 BUDGET	FY 2010-2011 DIFFERENCE
Total SERVICES	**113,500**	**111,200**	**(2,300)**
TOTAL MAINTENANCE & REPAIR	**196,701**	**195,201**	**(1,500)**

Lockhart WWTP

This division was established on October 1, 1994 to operate and manage the existing 1.1 mgd Larremore Street Wastewater Treatment Plant and a new 1.5 mgd F.M. 20 Plant, completed in February 1999, under contract with the City of Lockhart. The plants supply a combined treatment capacity of 2.6 mgd to provide environmentally-responsible wastewater treatment service within the city limits and meet future growth needs.

The F.M. 20 Plant is an approved site for acceptance and treatment of septic tank waste. It utilizes an innovative "carousel activated sludge process" to treat wastewater, simplifying plant operation and maintenance. Ultraviolet (UV) light disinfection is also used in place of chlorine.

An on-site laboratory conducts daily sample testing to ensure treated effluent meets all state and federal guidelines. Furthermore, "biomonitoring" tests are performed on two aquatic species - a microscopic crustacean and the fathead minnow - to ensure that aquatic life and the environment will not be harmed by treated wastewater effluent returned to the surface waters of the Guadalupe River Basin.

In addition, division staff promotes public education through tours and presentations to schools and community groups.

- Service Provided: Wastewater Treatment
- Location: Lockhart, TX
- Startup Operation Date: 1994
- Customer: City of Lockhart
- Service Population 11,615
- Capacity: 2.6 mgd
- # of gallons treated: 515,092,000
- # of Current Employees: 4
- Budgeted Revenue: $1,666,285

Lockhart WTP

The Lockhart Water Treatment Plant has been operated by GBRA since October 1, 2001, after selection by the City of Lockhart to serve as contract operator. GBRA employees operate the plant and are also responsible for the city's well system.

The plant's water source is the Carrizo Aquifer. The plant is specially designed to treat the high concentrations of iron that are characteristic of Carrizo water. This is accomplished using oxidation followed by filtrations to remove dissolved iron and manganese.

- Service Provided: Water Treatment
- Location: Lockhart, TX
- Startup Operation Date: 2001
- Customer: City of Lockhart
- Capacity: 4 mgd
- # of gallons treated: 109,500,000
- # of Current Employees: 3
- Budgeted Revenue: $616,384

GBRA Lockhart Division

flowing solutions

Lockhart Division Organizational Chart

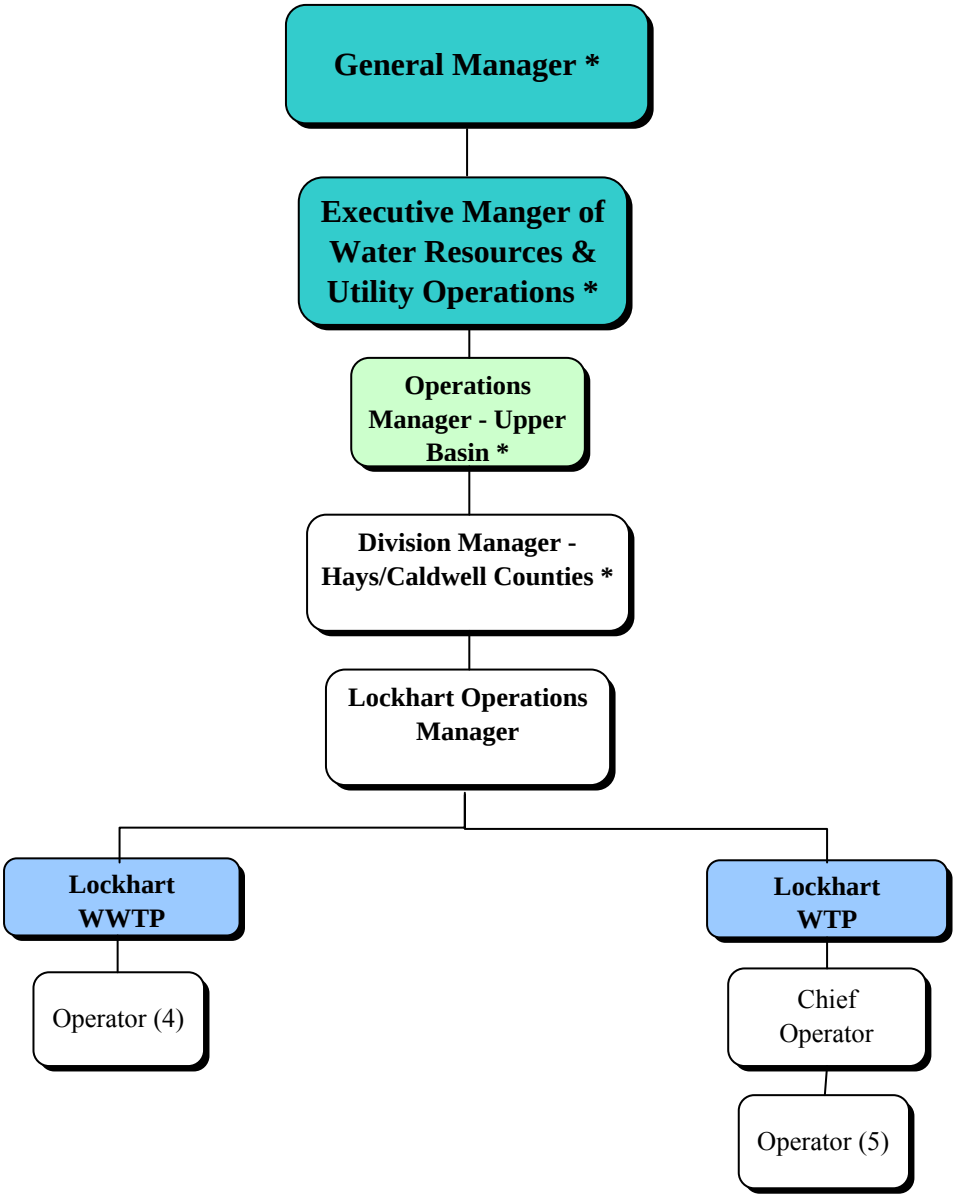

* GBRA employee from another Division

Staffing Summary

Lockhart	# of Authorized Positions (FTE)		
	2009	2010	2011
Lochart WWTP			
Lockhart Operations Manager	1	1	1
Operators	4	4	4
Total WWTP	5	5	5
Lockhart WTP			
Chief Operator	1	1	1
Operators	5	5	5
Total WTP	6	6	6
Total	**11**	**11**	**11**

Changes from FY 2009 to FY 2010
No staffing changes for this division.

Changes from FY 2010 to FY 2011
No staffing changes for this division.

Budget Summary

Division: **Lockhart**

Description

The Lockhart Wastewater Reclamation Division began operations on October 1, 1994, after signing a contract with the City of Lockhart to assume operation of the City's 1.1 million gallon per day (MGD) wastewater treatment plant. In partnership with the City, GBRA has also helped to design, finance, construct and operate a new wastewater treatment plant. The system is able to treat a total of 2.6 MGD.

The Lockhart Water Plant Division began operations on October 1, 2000, after signing a contract with the City of Lockhart to assume operation of the City's 4.0 MGD water treatment plant. In partnership with the City, GBRA will strive to produce high quality potable water for the citizens of Lockhart.

Objectives

The following objectives are the division's operating plan for FY 2010 in working toward the goals and objectives as outlined in the mission statement.

WATER RESOURCE MANAGEMENT GOAL

Lockhart WWTP

To ... accomplish all tasks in a cost efficient manner and within budgeted amounts.

To… provide input as requested in efforts to improve water quality in the Plum Creek watershed.

Lockhart WTP

To ... accomplish all tasks in a cost efficient manner and within budgeted amounts.

To … work with the GBRA Luling Water Treatment Plant to coordinate the efficient transfer of water.

To…provide input to the Plum Creek Conservation District related to ground water use.

WATER QUALITY GOAL

Lockhart WWTP
To ... meet or exceed TCEQ/EPA Permit Requirements.

To ... apply for and become recognized by organizations offering awards for outstanding achievements.

Lockhart WTP
To ... meet or exceed TCEQ water quality standards.

To …apply for and become recognized by organizations offering awards for outstanding achievements.

PUBLIC SERVICES GOAL

Lockhart WWTP
To ... attend City Council meetings as requested for the presentation of the Annual Budget and issues relevant to operations of the Facilities.

Lockhart WTP
To ... complete and deliver Consumer Confidence Reports to our Customers in a timely manner.

To … attend City Council meetings as requested for the presentation of the Annual Budget and issues relevant to operations of the Facilities.

ECONOMIC DEVELOPMENT GOAL

Lockhart WWTP
To … provide efficient wastewater treatment service to the City of Lockhart.

To ... provide competitive service in the septic haulers business.

Lockhart WTP
To … provide efficient water treatment service to the City of Lockhart.

To … provide to the Lockhart Chamber of Commerce accurate data on water production and water usage.

TECHNICAL ASSISTANCE AND SUPPORT GOAL

Lockhart WWTP
To ... provide training to Facility operators to improve their knowledge and skills in wastewater treatment.

Lockhart WTP
To ... provide training to Facility operators to improve their knowledge and skills in water treatment.

COMMUNICATION AND EDUCATION

Lockhart WWTP
To ... maintain a positive public image and professional attitude.

To … provide the City of Lockhart with timely monthly reports.

To ... participate in the Community Events and Volunteer Efforts.

Lockhart WTP
To ... maintain a positive public image and professional attitude.

To … provide the City of Lockhart with timely monthly reports.

To ... participate in the Community Events and Volunteer Efforts.

Budget Summary

REVENUES - Lockhart

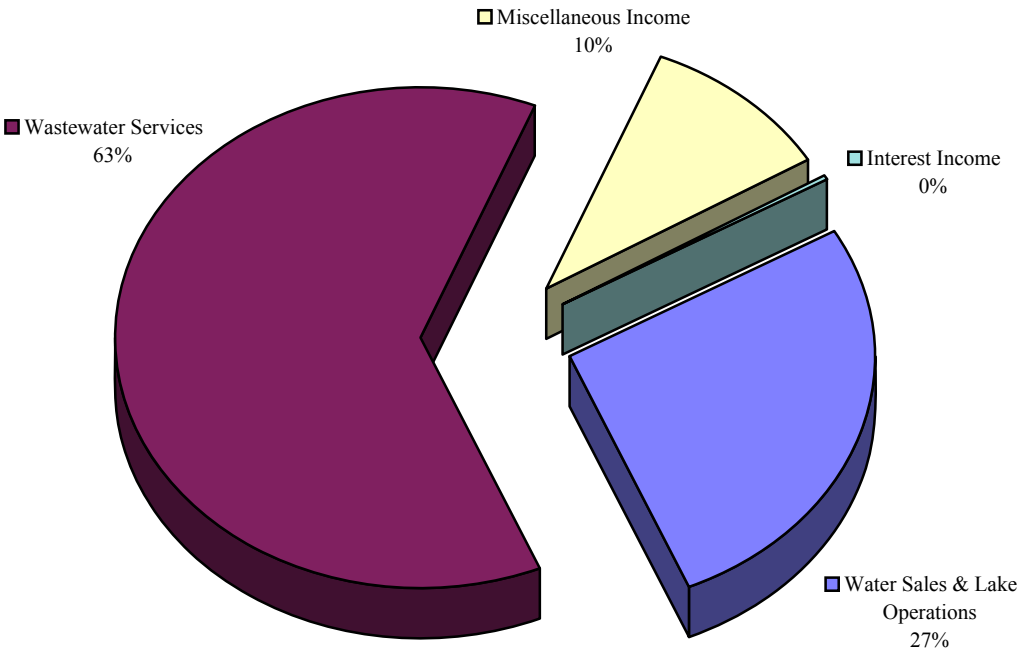

Revenues	FY 2009 Actual	FY 2010 Budget	FY 2011 Budget
Pollution & Industrial Financing			
Power Sales			
Water Sales & Lake Operations	598,290	554,393	616,384
Recreation & Land Use			
Wastewater Services	1,343,459	1,390,941	1,426,285
Laboratory Services			
Rentals			
Administrative & General			
Miscellaneous Income	304,109	210,000	240,000
Total Operating Revenues	**2,245,858**	**2,155,334**	**2,282,669**
Interest Income	2,441	8,376	3,600
Grand Total Revenues	**2,248,299**	**2,163,710**	**2,286,269**

Budget Summary

EXPENSES - Lockhart

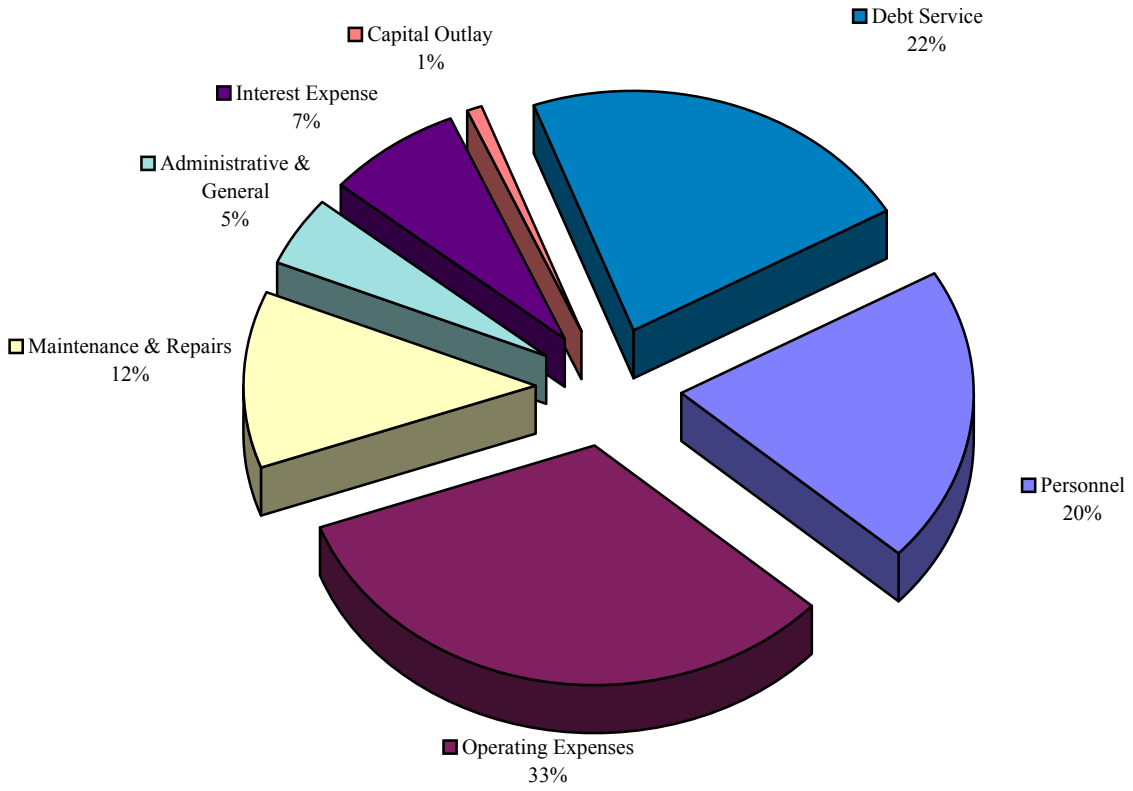

Expenses	FY 2009 Actual	FY 2010 Budget	FY 2011 Budget
Personnel	422,772	428,170	443,560
Operating Expenses	694,850	690,031	719,169
Maintenance & Repairs	302,162	245,565	269,776
Administrative & General	96,307	96,716	104,078
Total Operating Expenses	**1,516,091**	**1,460,482**	**1,536,583**
Interest Expense	199,819	182,391	162,602
Capital Outlay	60,014	4,000	20,000
Debt Service	516,496	464,581	489,584
Grand Total Expenses	**2,292,420**	**2,111,454**	**2,208,769**

Lockhart Division
Lockhart Wastewater Reclamation System
Operating Plan for Fiscal Year Ending 8/31/11

BACKGROUND

The following Work Plan and Budget is based on the two Lockhart Wastewater Treatment Plants treating an average sewage flow of 42.4 million gallons per month or 1.41 million gallons per day. For Fiscal Year 2011, the flow will be split with approximately 600,822 gallons/day treated by the Larremore Plant and 810,384 gallons/day treated by the FM20 Plant.

Personnel within the Lockhart Wastewater Reclamation System are organized into a team consisting of the Lockhart Operations Manager and three operators. In addition, water plant personnel will assist in the maintenance and repair at the wastewater treatment plants. Serving as facilitators to the team will be the Hays/Caldwell Division Manager and the Operations Manager - Upper Basin located at GBRA's Seguin office. Additional support will be received from the Seguin office in the form of engineering, electrical, purchasing, and administrative functions.

REVENUE SOURCES AND TRENDS

After signing a contract with the City of Lockhart in 1994, GBRA assumed the operation of the City's 1.1 million gallon per day (MGD) wastewater treatment plant. Subsequently in 1999, a new 1.5 MGD plant commenced operation increasing the City's combined wastewater treatment capacity to 2.6 MGD. The contract between the City of Lockhart and GBRA provides that GBRA will bill the City the actual cost of operating the two plants. As a result, revenue is matched to expenses and GBRA does not over-recover nor under-recover the cost of operating the System.

The FY 2011 budget is based on total estimated annual wastewater to be treated of 515,092,000 gallons or 1.41 MGD. Revenue to treat this amount of waste has generally trended upward over the last several years coincident with increases in plant operating costs. These increases can be attributed in part to inflation but are also attributable to modernization of the plant's equipment and process necessary to meet more stringent government wastewater treatment regulations. The budgeted FY 2011 operating revenue for the Lockhart Wastewater System is $1,666,285 which is $65,344 or 4% more than last year's budget.

CAPITAL ADDITIONS AND OPERATING EXPENDITURES

The combined capital additions, debt service and operating expenditure budget for FY 2011 amounts to $1,668,385 which is $61,324 more than FY 2010. Three of the major operating expenses for the ensuing fiscal year budget are power, chemicals, and sludge disposal. Chlorine and sulfur dioxide are the primary chemicals required at the Larremore plant in order to properly treat and maintain the discharge in accordance with Texas Commission on Environmental Quality (TCEQ) requirements. Chlorine is required as a disinfectant for the effluent while sulfur dioxide is a de-chlorinating agent. Polymer is a chemical agent used for the coagulation of sludge at the FM20 plant location where sludge is processed for disposal. The total chemical budget for FY 2011 is $22,523. Power will also be a major expense due to the operation of two facilities, the Larremore Street lift station, and the use of ultraviolet light as a disinfection process at the FM20 Plant. The power expense budget for the upcoming year amounts to $242,292 which is the same as the FY 2010 power budget. The total biosolids disposal cost for FY 2011 is estimated at $152,000, which is $22,000 or 17% more than in FY 2010. This budgeted

increase is consistent with the actual costs that GBRA is experiencing in FY 2010 to transport and dispose of the biosolids in a sanitary landfill.

In order to meet public service needs through motivated employees, provide advanced training, and maintain and upgrade TCEQ wastewater licenses, personnel will attend various Texas Engineering Extension Service courses. Plant personnel will also conduct in-house training in team building skills, confined space rescue, hazard communication, electrical safety and maintenance, first aid, and CPR. Other training will include computer software and personal development seminars.

Major maintenance expenses for FY 2011 will include contracted service for the emergency generators at the FM 20 WWTP and the Larremore Street lift station at an estimated cost of $8,688.

Capital additions for the Lockhart Wastewater Reclamation System for FY 2011 include the purchase of a motor driven backup non-potable water pump system. This device will insure an adequate water supply for chlorination and dechlorination in event the existing system fails due to loss of power or damage to the pump.

Debt service costs in the form of interest expense and principal repayment on bonds issued in 1996 to construct the FM20 Plant will increase $5,214 during FY 2011. The combined interest expense and principal repayment be $652,186 for FY 2011.

FUND BALANCE

Funds for the above listed capital additions and maintenance projects as well as all of the other operating expenditures that are summarized in the following pages will be provided from revenues from the City of Lockhart. Since this system represents a contract operation in which GBRA does not over-recover nor under-recover its costs, the net change in fund balance for FY 2011 is $0.

GUADALUPE-BLANCO RIVER AUTHORITY
WORKPLAN AND BUDGET
FISCAL YEAR ENDING AUGUST 31, 2011

130 - LOCKHART WWTP

	FY 2010 BUDGET	FY 2011 BUDGET	FY 2010-2011 DIFFERENCE
OPERATING REVENUES			
WASTEWATER SERVICES:			
PLANT O&M EXPENSES	896,022	931,877	35,855
ADMINISTRATIVE & GENERAL	60,066	64,322	4,256
CREDIT INTEREST EARNINGS	(3,120)	(1,500)	1,620
CREDIT MISC. REVENUES	(210,000)	(240,000)	(30,000)
CREDIT INT ON I & S FUNDS	(3,000)	(600)	2,400
DEBT SERVICE REQUIREMENTS	646,972	652,186	5,214
ADDS. TO PLANT AND EQUIP.	4,000	20,000	16,000
Total WASTEWATER SERVICES	**1,390,941**	**1,426,285**	**35,344**
MISCELLANEOUS INCOME:			
MISCELLANEOUS REVENUES	210,000	240,000	30,000
Total MISCELLANEOUS INCOME	**210,000**	**240,000**	**30,000**
TOTAL OPERATING REVENUES	**1,600,941**	**1,666,285**	**65,344**
OPERATING EXPENSES			
STAFF TECHNICAL ASSISTANCE	14,236	15,155	919
SUPERVISION	40,844	44,623	3,779
LABOR	85,016	86,577	1,561
Total OPERATING SALARIES & WAGES	**140,096**	**146,356**	**6,259**
EMPLOYEE EXPENSES & BENEFITS:			
EMPLOYEES' TRAVEL	1,008	1,008	
EMPLOYEE BENEFITS	76,960	77,966	1,006
Total EMPLOYEE EXPENSES & BENEFITS	**77,968**	**78,974**	**1,006**
OPERATING SUPPLIES & SERVICES:			
TRUCK OPERATING EXPENSES	5,952	5,952	
DUES AND MEMBERSHIPS	768	672	(96)
PUBLICATIONS AND BOOKS	2,400	2,400	
SMALL TOOLS EXPENSE	840	800	(40)
TRACTORS AND EQUIPMENT	320	320	
UNIFORMS AND LAUNDRY	3,252	3,252	
BIOSOLIDS DISPOSAL COSTS	130,000	152,000	22,000
BAD DEBT EXPENSE	500	500	
TRAINING EXPENSES	2,004	2,004	

GUADALUPE-BLANCO RIVER AUTHORITY
WORKPLAN AND BUDGET
FISCAL YEAR ENDING AUGUST 31, 2011

130 - LOCKHART WWTP

	FY 2010 BUDGET	FY 2011 BUDGET	FY 2010-2011 DIFFERENCE
SAFETY & EMERG. EXPENSES	2,400	3,528	1,128
SECURITY EXPENSE	2,004	2,004	
POWER AND UTILITIES	242,292	242,292	
AUXILLARY POWER EXPENSE	1,000	1,668	668
CHLORINE	3,744	5,204	1,460
LIME	240	240	
SULFUR DIOXIDE	1,470	1,546	76
POLYMER	15,533	15,533	
LAB SUPPLIES & EXPENSES	39,507	45,507	6,000
PROFESSIONAL FEES	28,000	28,000	
INSPECTION FEES	30,000	16,000	(14,000)
COMMUNICATIONS	6,000	6,000	
OFFICE SUPPLIES & EXPENSES	2,064	2,064	
COMPUTER SUPPLIES & SERVICE	2,900	3,600	700
BANK SERVICE FEES	850	850	
INSURANCE EXPENSE	12,780	12,780	
MISCELLANEOUS EXPENSES	1,200	1,200	
Total OPERATING SUPPLIES & SERVICES	**538,020**	**555,916**	**17,896**
MAINTENANCE & REPAIR			
LABOR	47,612	48,559	948
MATERIAL	36,584	44,492	7,908
SERVICES	55,742	57,580	1,838
Total MAINTENANCE & REPAIR	**139,938**	**150,631**	**10,694**
TOTAL OPERATING & MAINTENANCE	**896,022**	**931,877**	**35,855**
ADMINISTRATIVE & GENERAL:			
A & G EXPENSES	60,066	64,322	4,256
Total ADMINISTRATIVE & GENERAL	**60,066**	**64,322**	**4,256**
TOTAL OPERATING EXPENSES	**956,089**	**996,199**	**40,110**
NET OPERATING INCOME	**644,852**	**670,086**	**25,234**

GUADALUPE-BLANCO RIVER AUTHORITY
WORKPLAN AND BUDGET
FISCAL YEAR ENDING AUGUST 31, 2011

130 - LOCKHART WWTP

	FY 2010 BUDGET	FY 2011 BUDGET	FY 2010-2011 DIFFERENCE
OPERATING REVENUES	1,600,941	1,666,285	65,344
OPERATING EXPENSES	(956,089)	(996,199)	(40,110)
NET OPERATING INCOME	**644,852**	**670,086**	**25,234**
NON-OPERATING REVENUES (EXPENSES)			
INTEREST INCOME:			
INT ON OPERATING FUNDS	3,120	1,500	(1,620)
INT ON I & S FUND	3,000	600	(2,400)
Total INTEREST INCOME	**6,120**	**2,100**	**(4,020)**
INTEREST & BANK FEES:			
INT ON REVENUE BONDS	(182,391)	(162,602)	19,789
Total INTEREST & BANK FEES	**(182,391)**	**(162,602)**	**19,789**
TOTAL NON-OPERATING REVENUES (EXPENSES)	**(176,271)**	**(160,502)**	**15,769**
CHANGE IN NET ASSETS	**468,581**	**509,584**	**41,003**
INTERFUND LOANS			
DEBT CAPITAL			
TOTAL FUNDS AVAILABLE	**468,581**	**509,584**	**41,003**
PURCHASES OF FIXED ASSETS			
MISCELLANEOUS EQUIPMENT	4,000	20,000	16,000
Total PURCHASES OF FIXED ASSETS	**4,000**	**20,000**	**16,000**
WORK IN PROGRESS			
DEBT SERVICE			

GUADALUPE-BLANCO RIVER AUTHORITY
WORKPLAN AND BUDGET
FISCAL YEAR ENDING AUGUST 31, 2011

130 - LOCKHART WWTP

	FY 2010 BUDGET	FY 2011 BUDGET	FY 2010-2011 DIFFERENCE
BONDS PAID	464,581	489,584	25,003
Total DEBT SERVICE	**464,581**	**489,584**	**25,003**
TOTAL FUNDS APPLIED	**468,581**	**509,584**	**41,003**
NET CHANGE IN FUND BALANCE			

GUADALUPE-BLANCO RIVER AUTHORITY
WORKPLAN AND BUDGET
FISCAL YEAR ENDING AUGUST 31, 2011

130 - LOCKHART WWTP

	FY 2010 BUDGET	FY 2011 BUDGET	FY 2010-2011 DIFFERENCE
SALARIES & WAGES DETAIL			
STAFF TECHNICAL ASSISTANCE:			
STA- SUPERVISION	7,639	8,069	430
STA- CLERICAL	6,597	7,087	489
Total STAFF TECHNICAL ASSISTANCE	**14,236**	**15,155**	**919**
SUPERVISION:			
SUPERVISION	40,844	44,623	3,779
Total SUPERVISION	**40,844**	**44,623**	**3,779**
OPERATING LABOR:			
CLERICAL	819	705	(114)
REG- OPERATING LABOR	81,590	83,214	1,624
OVT- OPERATING LABOR	2,606	2,658	52
Total OPERATING LABOR	**85,016**	**86,577**	**1,561**
MAINTENANCE & REPAIR			
M&R-LABOR:			
REG/LBR- OTHER	47,008	47,943	936
Total M&R-LABOR	**47,008**	**47,943**	**936**
M&R-OVERTIME:			
OVT/LBR- OTHER	604	616	12
Total M&R-OVERTIME	**604**	**616**	**12**
Total MAINTENANCE & REPAIR	**47,612**	**48,559**	**948**
WORK IN PROGRESS			
PROJECT DEVELOPMENT			
TOTAL SALARIES & WAGES	**187,708**	**194,915**	**7,207**

GUADALUPE-BLANCO RIVER AUTHORITY
WORKPLAN AND BUDGET
FISCAL YEAR ENDING AUGUST 31, 2011

130 - LOCKHART WWTP

	FY 2010 BUDGET	FY 2011 BUDGET	FY 2010-2011 DIFFERENCE
MAINTENANCE & REPAIR DETAIL			
LABOR:			
REG/LBR- OTHER	47,008	47,943	936
OVT/LBR- OTHER	604	616	12
Total LABOR	**47,612**	**48,559**	**948**
MATERIAL:			
M&R/MAT- PUMPS	5,304	8,160	2,856
M&R/MAT- ENTRANCE STRUCT.	1,004	3,000	1,996
M&R/MAT- METERS/INSTRUMENTAT'N	1,320	1,320	
M&R/MAT- GATES/VALVES	2,520	2,520	
M&R/MAT- AERATION	1,896	1,896	
M&R/MAT- CLARIFIERS	2,004	2,004	
M&R/MAT- CHEMICAL FEED SYSTEMS	4,200	2,208	(1,992)
M&R/MAT- WATER SYSTEM	2,004	2,004	
M&R/MAT- GROUNDSKEEPING	1,608	1,608	
M&R/MAT- TRUCKS	1,004	1,500	496
M&R/MAT- MOTORS	2,808	2,808	
M&R/MAT- BUILDING	1,356	2,904	1,548
M&R/MAT- TOOLS & EQUIP.	1,004	1,004	
M&R/MAT- ELECTRICAL	2,400	2,400	
M&R/MAT- TRACTOR	600	600	
M&R/MAT- U.V.DISINFECTION	3,060	3,060	
M&R/MAT- BELT PRESS	1,004	4,008	3,004
M&R/MAT- GENERATOR	1,488	1,488	
Total MATERIAL	**36,584**	**44,492**	**7,908**
SERVICES:			
M&R/SER- PUMPS	2,688	3,672	984
M&R/SER- ENTRANCE STRUCT.	1,608	1,608	
M&R/SER- METERS/INSTRUMENTAT'N	720	720	
M&R/SER- GATES/VALVES	2,508	2,508	
M&R/SER- AERATION	3,000	3,000	
M&R/SER- CLARIFIERS	3,544	3,544	
M&R/SER- CHEMICAL FEED SYSTEMS	2,004	2,004	
M&R/SER- WATER SYSTEM	960	960	
M&R/SER- GROUNDSKEEPING	12,000	12,000	
M&R/SER- TRUCKS	2,988	2,988	
M&R/SER- MOTORS	2,400	2,400	
M&R/SER- BUILDING	2,004	2,858	854
M&R/SER- TOOLS & EQUIP.	960	960	
M&R/SER- ELECTRICAL	4,404	4,404	
M&R/SER- TRACTOR	480	480	

Lockhart Division
Lockhart Water Treatment Plant System
Operating Plan for Fiscal Year ending 8/31/11

BACKGROUND

The following Work Plan and Budget is based on operating and maintaining the Lockhart Water Treatment Plant, booster station and six water wells. The projected water production for FY2011 remains the same as it was for FY 2010 and is set at 9.1 million gallons per month or 0.3 million gallons per day. Additional water required by the City of Lockhart will be supplied by the Luling Water Treatment Plant and delivered through the Luling/Lockhart Treated Water Delivery System.

The Lockhart Water Plant personnel are organized into a team consisting of the Lockhart Operations Manager and three operators. Personnel from the Lockhart Wastewater Reclamation System will assist in the operations and maintenance of the water plant and ground water system. Serving as facilitators to the team will be the Hays/Caldwell Division Manager and the Operations Manager-Upper Basin both located at GBRA's Seguin office. Additional support will be received from the Seguin office in the form of engineering, electrical, purchasing and administrative functions.

REVENUE SOURCES AND TRENDS

After signing a contract with the City of Lockhart in September 2000, GBRA assumed the operation of the City's 4.0 million gallon per day (MGD) groundwater treatment plant and water wells on October 1, 2000. This contract provides that GBRA does not over-recover nor under-recover the costs of operating the System.

The budget is based on a total estimated annual water treatment of 109,500,000 gallons. The budgeted FY 2011 revenue for the Lockhart Water Treatment Plant System is $616,384, which is $61,991 or 11.2% more than last year's budget. Approximately 6.4% of the 11.2% revenue increase relates to increased operating cost of the water treatment plant (WTP). The remaining increase relates to the replacement of portions of raw water pipeline between the well field and WTP.

CAPITAL ADDITIONS AND OPERATING EXPENDITURES

Due to the nature of the GBRA and City of Lockhart contract, the capital additions and operating expenditure budget for FY 2011 also amounts to $ 616,384, which is $61,991 more than FY 2010. Two of the major operating expenses for the ensuing fiscal year are for power and chemicals. Chlorine, orthophosphate, and fluoride are the primary chemicals required at the water treatment plant in order to properly treat and maintain the water quality in accordance with Texas Commission on Environmental Quality (TCEQ) requirements. Chlorine is a disinfectant for the water. Orthophosphate is used as a corrosion inhibitor and as such, protects the City's distribution system and assures the delivery of high quality water. Fluoride is added pursuant to Texas Department of Health Dental Hygiene recommendations. The total chemical budget for FY 2011 is $37,434. Power will also be a major expense for the upcoming year amounting to $53,490, which is the same as the budget for FY 2010. A capital addition project in the amount of $76,000 is included to replace the ductile iron raw water pipeline crossing Plum Creek.

Personnel will attend various Texas Engineering Extension Service courses in order to provide advanced training and to maintain or upgrade TCEQ water licenses. Personnel will also attend training related to team building skills, confined space rescue, hazard communication, electrical safety and maintenance, first aid, CPR, computer software, and professional development.

Major maintenance expenses for FY 2011 will include the rehabilitation of one ground water well for $54,000. This rehabilitation is required due to the corrosive nature of the existing ground water supply as well as to insure there is adequate pumping capacity to meet the water demands within the City of Lockhart.

No equipment purchases are proposed for FY 2011.

FUND BALANCE

Funds for the above listed capital additions and maintenance projects as well as all of the other operating expenditures that are summarized in the following pages will be provided from revenues from the City of Lockhart. Since this division represents a contract operation in which GBRA does not over-recover nor under-recover its costs, the net change in fund balance for FY 2011 is only $1,500.

GUADALUPE-BLANCO RIVER AUTHORITY
WORKPLAN AND BUDGET
FISCAL YEAR ENDING AUGUST 31, 2011

131 - LOCKHART WTP

	FY 2010 BUDGET	FY 2011 BUDGET	FY 2010-2011 DIFFERENCE
OPERATING REVENUES			
WATER SALES & LAKE OPERATIONS:			
PLANT O&M EXPENSES	467,744	500,628	32,884
ADMINISTRATIVE & GENERAL	36,649	39,756	3,107
ADDS. TO PLANT AND EQUIP.	50,000	76,000	26,000
Total WATER SALES & LAKE OPERATIONS	**554,393**	**616,384**	**61,991**
TOTAL OPERATING REVENUES	**554,393**	**616,384**	**61,991**
OPERATING EXPENSES			
STAFF TECHNICAL ASSISTANCE	9,427	10,163	736
SUPERVISION	40,999	44,667	3,668
LABOR	20,060	20,493	433
Total OPERATING SALARIES & WAGES	**70,487**	**75,323**	**4,837**
EMPLOYEE EXPENSES & BENEFITS:			
EMPLOYEES' TRAVEL	1,008	1,008	
EMPLOYEE BENEFITS	46,957	48,189	1,233
Total EMPLOYEE EXPENSES & BENEFITS	**47,965**	**49,197**	**1,233**
OPERATING SUPPLIES & SERVICES:			
TRUCK OPERATING EXPENSES	5,004	5,004	
EQUIPMENT RENTAL	2,340	1,800	(540)
DUES AND MEMBERSHIPS	288	288	
PUBLICATIONS AND BOOKS	240	240	
SMALL TOOLS EXPENSE	960	960	
TRACTORS AND EQUIPMENT	120	120	
UNIFORMS AND LAUNDRY	1,920	1,920	
TRAINING EXPENSES	2,004	2,004	
SAFETY & EMERG. EXPENSES	1,800	1,800	
SECURITY EXPENSE	2,004	4,008	2,004
POWER AND UTILITIES	53,490	53,490	
CHLORINE	1,506	1,506	
FLOURIDE	924	924	
AMMONIA	2,004	2,004	
ORTHOPHOSPHATE	33,000	33,000	
LAB SUPPLIES & EXPENSES	15,120	15,120	
PROFESSIONAL FEES	5,160	8,402	3,242
INSPECTION/TESTING FEES	2,800	9,096	6,296

GUADALUPE-BLANCO RIVER AUTHORITY
WORKPLAN AND BUDGET
FISCAL YEAR ENDING AUGUST 31, 2011

131 - LOCKHART WTP

	FY 2010 BUDGET	FY 2011 BUDGET	FY 2010-2011 DIFFERENCE
COMMUNICATIONS	6,000	6,000	
OFFICE SUPPLIES & EXPENSES	1,200	1,320	120
COMPUTER SUPPLIES & SERVICE	1,200	1,320	120
INSURANCE EXPENSE	11,847	11,847	
MISCELLANEOUS EXPENSES	1,080	1,080	
Total OPERATING SUPPLIES & SERVICES	**152,011**	**163,253**	**11,242**
MAINTENANCE & REPAIR			
LABOR	44,042	45,150	1,108
MATERIAL	46,892	52,656	5,764
SERVICES	106,347	115,048	8,701
Total MAINTENANCE & REPAIR	**197,281**	**212,854**	**15,573**
TOTAL OPERATING & MAINTENANCE	**467,744**	**500,628**	**32,884**
ADMINISTRATIVE & GENERAL:			
A & G EXPENSES	36,649	39,756	3,107
Total ADMINISTRATIVE & GENERAL	**36,649**	**39,756**	**3,107**
TOTAL OPERATING EXPENSES	**504,393**	**540,384**	**35,991**
NET OPERATING INCOME	**50,000**	**76,000**	**26,000**

GUADALUPE-BLANCO RIVER AUTHORITY
WORKPLAN AND BUDGET
FISCAL YEAR ENDING AUGUST 31, 2011

131 - LOCKHART WTP

	FY 2010 BUDGET	FY 2011 BUDGET	FY 2010-2011 DIFFERENCE
OPERATING REVENUES	554,393	616,384	61,991
OPERATING EXPENSES	(504,393)	(540,384)	(35,991)
NET OPERATING INCOME	**50,000**	**76,000**	**26,000**
NON-OPERATING REVENUES (EXPENSES)			
INTEREST INCOME:			
INT ON OPERATING FUNDS	2,256	1,500	(756)
Total INTEREST INCOME	**2,256**	**1,500**	**(756)**
TOTAL NON-OPERATING REVENUES (EXPENSES)	**2,256**	**1,500**	**(756)**
CHANGE IN NET ASSETS	**52,256**	**77,500**	**25,244**
INTERFUND LOANS			
DEBT CAPITAL			
TOTAL FUNDS AVAILABLE	**52,256**	**77,500**	**25,244**
PURCHASES OF FIXED ASSETS			
WORK IN PROGRESS			
WIP-OPERATING	50,000	76,000	26,000
Total WORK IN PROGRESS	**50,000**	**76,000**	**26,000**
DEBT SERVICE			
TOTAL FUNDS APPLIED	**50,000**	**76,000**	**26,000**
NET CHANGE IN FUND BALANCE	**2,256**	**1,500**	**(756)**

GUADALUPE-BLANCO RIVER AUTHORITY
WORKPLAN AND BUDGET
FISCAL YEAR ENDING AUGUST 31, 2011

131 - LOCKHART WTP

	FY 2010 BUDGET	FY 2011 BUDGET	FY 2010-2011 DIFFERENCE
SALARIES & WAGES DETAIL			
STAFF TECHNICAL ASSISTANCE:			
STA- SUPERVISION	4,667	5,350	683
STA- CLERICAL	4,760	4,813	52
Total STAFF TECHNICAL ASSISTANCE	**9,427**	**10,163**	**736**
SUPERVISION:			
SUPERVISION	40,999	44,667	3,668
Total SUPERVISION	**40,999**	**44,667**	**3,668**
OPERATING LABOR:			
CLERICAL	463	506	43
REG- OPERATING LABOR	17,444	17,791	347
OVT- OPERATING LABOR	2,153	2,196	43
Total OPERATING LABOR	**20,060**	**20,493**	**433**
MAINTENANCE & REPAIR			
M&R-LABOR:			
REG/LBR- OTHER	43,642	44,742	1,100
Total M&R-LABOR	**43,642**	**44,742**	**1,100**
M&R-OVERTIME:			
OVT/LBR- OTHER	401	409	8
Total M&R-OVERTIME	**401**	**409**	**8**
Total MAINTENANCE & REPAIR	**44,042**	**45,150**	**1,108**
WORK IN PROGRESS			
PROJECT DEVELOPMENT			
TOTAL SALARIES & WAGES	**114,529**	**120,474**	**5,945**

GUADALUPE-BLANCO RIVER AUTHORITY
WORKPLAN AND BUDGET
FISCAL YEAR ENDING AUGUST 31, 2011

131 - LOCKHART WTP

	FY 2010 BUDGET	FY 2011 BUDGET	FY 2010-2011 DIFFERENCE
MAINTENANCE & REPAIR DETAIL			
LABOR:			
REG/LBR- OTHER	43,642	44,742	1,100
OVT/LBR- OTHER	401	409	8
Total LABOR	**44,042**	**45,150**	**1,108**
MATERIAL:			
M&R/MAT- GROUNDSKEEPING	2,268	9,264	6,996
M&R/MAT- STORAGE TANKS	960	960	
M&R/MAT- CHEM FEED EQUIP	1,560	2,560	1,000
M&R/MAT- MOTORS	3,000	5,000	2,000
M&R/MAT- TOOLS & EQUIP.	1,056	1,056	
M&R/MAT- METERS	2,784	4,200	1,416
M&R/MAT- GATES & VALVES	12,012	2,500	(9,512)
M&R/MAT- TRUCKS	600	2,208	1,608
M&R/MAT- PUMPS	1,656	2,004	348
M&R/MAT- STRUCTURE MAINT.	3,736	3,736	
M&R/MAT- ELECTRICAL	9,360	9,360	
M&R/MAT- WELLS	4,600	4,600	
M&R/MAT- WATER LINE	3,300	5,208	1,908
Total MATERIAL	**46,892**	**52,656**	**5,764**
SERVICES:			
M&R/SER- GROUNDSKEEPING	14,895	25,000	10,105
M&R/SER- STORAGE TANKS	1,008	1,008	
M&R/SER- CHEM FEED EQUIP	2,400	2,400	
M&R/SER- MOTORS	4,908	4,908	
M&R/SER- TOOLS & EQUIP.	720	720	
M&R/SER- METERS	4,200	4,200	
M&R/SER- GATES & VALVES	3,300	3,300	
M&R/SER- TRUCKS	720	720	
M&R/SER- PUMPS	3,876	3,876	
M&R/SER- STRUCTURE MAINT.	4,404	3,000	(1,404)
M&R/SER- ELECTRICAL	7,200	7,200	
M&R/SER- WELLS	54,000	54,000	
M&R/SER- WATER LINE	4,716	4,716	
Total SERVICES	**106,347**	**115,048**	**8,701**
TOTAL MAINTENANCE & REPAIR	**197,281**	**212,854**	**15,573**

GUADALUPE-BLANCO RIVER AUTHORITY
WORKPLAN AND BUDGET
FISCAL YEAR ENDING AUGUST 31, 2011

131 - LOCKHART WTP

	FY 2010 BUDGET	FY 2011 BUDGET	FY 2010-2011 DIFFERENCE
WIP - OPERATING			
RAW LINE REPLACEMENT-SERVICE		76,000	76,000
Total		**76,000**	**76,000**
RPLC RAW LINE WELL 11TO3-MAT'L	50,000		(50,000)
Total	**50,000**		**(50,000)**
TOTAL WIP - OPERATING	**50,000**	**76,000**	**26,000**

The systems within this division are independent systems. The inclusion of the following Division level consolidation pages is for information purposes only.

GUADALUPE-BLANCO RIVER AUTHORITY
LOCKHART DIVISION - WORKPLAN AND BUDGET
FISCAL YEAR ENDING AUGUST 31, 2011

	FY 2010 BUDGET	FY 2011 BUDGET	FY 2010-2011 DIFFERENCE
OPERATING REVENUES			
WATER SALES & LAKE OPERATIONS:			
PLANT O&M EXPENSES	467,744	500,628	32,884
ADMINISTRATIVE & GENERAL	36,649	39,756	3,107
ADDS. TO PLANT AND EQUIP.	50,000	76,000	26,000
Total WATER SALES & LAKE OPERATIONS	**554,393**	**616,384**	**61,991**
WASTEWATER SERVICES:			
PLANT O&M EXPENSES	896,022	931,877	35,855
ADMINISTRATIVE & GENERAL	60,066	64,322	4,256
CREDIT INTEREST EARNINGS	(3,120)	(1,500)	1,620
CREDIT MISC. REVENUES	(210,000)	(240,000)	(30,000)
CREDIT INT ON I & S FUNDS	(3,000)	(600)	2,400
DEBT SERVICE REQUIREMENTS	646,972	652,186	5,214
ADDS. TO PLANT AND EQUIP.	4,000	20,000	16,000
Total WASTEWATER SERVICES	**1,390,941**	**1,426,285**	**35,344**
MISCELLANEOUS INCOME:			
MISCELLANEOUS REVENUES	210,000	240,000	30,000
Total MISCELLANEOUS INCOME	**210,000**	**240,000**	**30,000**
TOTAL OPERATING REVENUES	**2,155,334**	**2,282,669**	**127,335**
OPERATING EXPENSES			
STAFF TECHNICAL ASSISTANCE	23,664	25,318	1,655
SUPERVISION	81,843	89,291	7,447
LABOR	105,076	107,070	1,994
Total OPERATING SALARIES & WAGES	**210,583**	**221,679**	**11,096**
EMPLOYEE EXPENSES & BENEFITS:			
EMPLOYEES' TRAVEL	2,016	2,016	
EMPLOYEE BENEFITS	123,917	126,155	2,238
Total EMPLOYEE EXPENSES & BENEFITS	**125,933**	**128,171**	**2,238**
OPERATING SUPPLIES & SERVICES:			
TRUCK OPERATING EXPENSES	10,956	10,956	
EQUIPMENT RENTAL	2,340	1,800	(540)
DUES AND MEMBERSHIPS	1,056	960	(96)
PUBLICATIONS AND BOOKS	2,640	2,640	

GUADALUPE-BLANCO RIVER AUTHORITY
LOCKHART DIVISION - WORKPLAN AND BUDGET
FISCAL YEAR ENDING AUGUST 31, 2011

	FY 2010 BUDGET	FY 2011 BUDGET	FY 2010-2011 DIFFERENCE
SMALL TOOLS EXPENSE	1,800	1,760	(40)
TRACTORS AND EQUIPMENT	440	440	
UNIFORMS AND LAUNDRY	5,172	5,172	
BIOSOLIDS DISPOSAL COSTS	130,000	152,000	22,000
BAD DEBT EXPENSE	500	500	
TRAINING EXPENSES	4,008	4,008	
SAFETY & EMERG. EXPENSES	4,200	5,328	1,128
SECURITY EXPENSE	4,008	6,012	2,004
POWER AND UTILITIES	295,782	295,782	
AUXILLARY POWER EXPENSE	1,000	1,668	668
CHLORINE	5,250	6,710	1,460
LIME	240	240	
SULFUR DIOXIDE	1,470	1,546	76
FLOURIDE	924	924	
AMMONIA	2,004	2,004	
POLYMER	15,533	15,533	
ORTHOPHOSPHATE	33,000	33,000	
LAB SUPPLIES & EXPENSES	54,627	60,627	6,000
PROFESSIONAL FEES	33,160	36,402	3,242
INSPECTION/TESTING FEES	32,800	25,096	(7,704)
COMMUNICATIONS	12,000	12,000	
OFFICE SUPPLIES & EXPENSES	3,264	3,384	120
COMPUTER SUPPLIES & SERVICE	4,100	4,920	820
BANK SERVICE FEES	850	850	
INSURANCE EXPENSE	24,627	24,627	
MISCELLANEOUS EXPENSES	2,280	2,280	
Total OPERATING SUPPLIES & SERVICES	**690,031**	**719,169**	**29,138**
MAINTENANCE & REPAIR			
LABOR	91,654	93,710	2,056
MATERIAL	83,476	97,148	13,672
SERVICES	162,089	172,628	10,539
Total MAINTENANCE & REPAIR	**337,219**	**363,486**	**26,267**
TOTAL OPERATING & MAINTENANCE	**1,363,766**	**1,432,505**	**68,739**
ADMINISTRATIVE & GENERAL:			
A & G EXPENSES	96,716	104,078	7,363

GUADALUPE-BLANCO RIVER AUTHORITY
LOCKHART DIVISION - WORKPLAN AND BUDGET
FISCAL YEAR ENDING AUGUST 31, 2011

	FY 2010 BUDGET	FY 2011 BUDGET	FY 2010-2011 DIFFERENCE
Total ADMINISTRATIVE & GENERAL	**96,716**	**104,078**	**7,363**
TOTAL OPERATING EXPENSES	**1,460,482**	**1,536,583**	**76,101**
NET OPERATING INCOME	**694,852**	**746,086**	**51,234**

GUADALUPE-BLANCO RIVER AUTHORITY
LOCKHART DIVISION - WORKPLAN AND BUDGET
FISCAL YEAR ENDING AUGUST 31, 2011

	FY 2010 BUDGET	FY 2011 BUDGET	FY 2010-2011 DIFFERENCE
OPERATING REVENUES	2,155,334	2,282,669	127,335
OPERATING EXPENSES	(1,460,482)	(1,536,583)	(76,101)
NET OPERATING INCOME	**694,852**	**746,086**	**51,234**
NON-OPERATING REVENUES (EXPENSES)			
INTEREST INCOME:			
INT ON OPERATING FUNDS	5,376	3,000	(2,376)
INT ON I & S FUND	3,000	600	(2,400)
Total INTEREST INCOME	**8,376**	**3,600**	**(4,776)**
INTEREST & BANK FEES:			
INT ON REVENUE BONDS	(182,391)	(162,602)	19,789
Total INTEREST & BANK FEES	**(182,391)**	**(162,602)**	**19,789**
TOTAL NON-OPERATING REVENUES (EXPENSES)	**(174,015)**	**(159,002)**	**15,013**
CHANGE IN NET ASSETS	**520,837**	**587,084**	**66,247**
INTERFUND LOANS			
DEBT CAPITAL			
TOTAL FUNDS AVAILABLE	**520,837**	**587,084**	**66,247**
PURCHASES OF FIXED ASSETS			
MISCELLANEOUS EQUIPMENT	4,000	20,000	16,000
Total PURCHASES OF FIXED ASSETS	**4,000**	**20,000**	**16,000**
WORK IN PROGRESS			
WIP-OPERATING	50,000	76,000	26,000
Total WORK IN PROGRESS	**50,000**	**76,000**	**26,000**

DEBT SERVICE

GUADALUPE-BLANCO RIVER AUTHORITY
LOCKHART DIVISION - WORKPLAN AND BUDGET
FISCAL YEAR ENDING AUGUST 31, 2011

	FY 2010 BUDGET	FY 2011 BUDGET	FY 2010-2011 DIFFERENCE
BONDS PAID	464,581	489,584	25,003
Total DEBT SERVICE	**464,581**	**489,584**	**25,003**
TOTAL FUNDS APPLIED	**518,581**	**585,584**	**67,003**
NET CHANGE IN FUND BALANCE	**2,256**	**1,500**	**(756)**

GUADALUPE-BLANCO RIVER AUTHORITY
LOCKHART DIVISION - WORKPLAN AND BUDGET
FISCAL YEAR ENDING AUGUST 31, 2011

	FY 2010 BUDGET	FY 2011 BUDGET	FY 2010-2011 DIFFERENCE
SALARIES & WAGES DETAIL			
STAFF TECHNICAL ASSISTANCE:			
STA- SUPERVISION	12,306	13,419	1,113
STA- CLERICAL	11,358	11,899	542
Total STAFF TECHNICAL ASSISTANCE	**23,664**	**25,318**	**1,655**
SUPERVISION:			
SUPERVISION	81,843	89,291	7,447
Total SUPERVISION	**81,843**	**89,291**	**7,447**
OPERATING LABOR:			
CLERICAL	1,282	1,211	(71)
REG- OPERATING LABOR	99,034	101,005	1,971
OVT- OPERATING LABOR	4,760	4,854	95
Total OPERATING LABOR	**105,076**	**107,070**	**1,994**
MAINTENANCE & REPAIR			
M&R-LABOR:			
REG/LBR- OTHER	90,649	92,685	2,036
Total M&R-LABOR	**90,649**	**92,685**	**2,036**
M&R-OVERTIME:			
OVT/LBR- OTHER	1,005	1,025	20
Total M&R-OVERTIME	**1,005**	**1,025**	**20**
Total MAINTENANCE & REPAIR	**91,654**	**93,710**	**2,056**
WORK IN PROGRESS			
PROJECT DEVELOPMENT			
TOTAL SALARIES & WAGES	**302,237**	**315,388**	**13,152**

GUADALUPE-BLANCO RIVER AUTHORITY
LOCKHART DIVISION - WORKPLAN AND BUDGET
FISCAL YEAR ENDING AUGUST 31, 2011

	FY 2010 BUDGET	FY 2011 BUDGET	FY 2010-2011 DIFFERENCE
MAINTENANCE & REPAIR DETAIL			
LABOR:			
REG/LBR- OTHER	90,649	92,685	2,036
OVT/LBR- OTHER	1,005	1,025	20
Total LABOR	**91,654**	**93,710**	**2,056**
MATERIAL:			
M&R/MAT- GROUNDSKEEPING	7,572	17,424	9,852
M&R/MAT- GEN. OFFICE BLDG	1,004	3,000	1,996
M&R/MAT- STORAGE TANKS	2,280	2,280	
M&R/MAT- CHEM FEED EQUIP	4,080	5,080	1,000
M&R/MAT- MOTORS	3,000	5,000	2,000
M&R/MAT- CHLORINATION	1,896	1,896	
M&R/MAT- TOOLS & EQUIP.	3,060	3,060	
M&R/MAT- METERS	6,984	6,408	(576)
M&R/MAT- GATES & VALVES	14,016	4,504	(9,512)
M&R/MAT- TRUCKS	600	2,208	1,608
M&R/MAT- PUMPS	3,264	3,612	348
M&R/MAT- PROCESS UNIT CLEANING	1,004	1,500	496
M&R/MAT- MOTORS	2,808	2,808	
M&R/MAT- ROADS	1,356	2,904	1,548
M&R/MAT- NON-POT WTR SYS.	1,004	1,004	
M&R/MAT- POTABLE WTR SYS.	2,400	2,400	
M&R/MAT- STRUCTURE MAINT.	4,336	4,336	
M&R/MAT- U.V.DISINFECTION	3,060	3,060	
M&R/MAT- ELECTRICAL	10,364	13,368	3,004
M&R/MAT- WELLS	4,600	4,600	
M&R/MAT- WATER LINE	3,300	5,208	1,908
M&R/MAT- GENERATOR	1,488	1,488	
Total MATERIAL	**83,476**	**97,148**	**13,672**
SERVICES:			
M&R/SER- GROUNDSKEEPING	17,583	28,672	11,089
M&R/SER- GEN. OFFICE BLDG	1,608	1,608	
M&R/SER- STORAGE TANKS	1,728	1,728	
M&R/SER- CHEM FEED EQUIP	4,908	4,908	
M&R/SER- MOTORS	4,908	4,908	
M&R/SER- CHLORINATION	3,000	3,000	
M&R/SER- TOOLS & EQUIP.	4,264	4,264	
M&R/SER- METERS	6,204	6,204	
M&R/SER- GATES & VALVES	4,260	4,260	
M&R/SER- TRUCKS	720	720	
M&R/SER- PUMPS	15,876	15,876	
M&R/SER- PROCESS UNIT CLEANING	2,988	2,988	
M&R/SER- MOTORS	2,400	2,400	

GUADALUPE-BLANCO RIVER AUTHORITY
LOCKHART DIVISION - WORKPLAN AND BUDGET
FISCAL YEAR ENDING AUGUST 31, 2011

	FY 2010 BUDGET	FY 2011 BUDGET	FY 2010-2011 DIFFERENCE
M&R/SER- ROADS	2,004	2,858	854
M&R/SER- NON-POT. WTR SYS	960	960	
M&R/SER- POTABLE WTR SYS.	4,404	4,404	
M&R/SER- STRUCTURE MAINT.	4,884	3,480	(1,404)
M&R/SER- U.V.DISINFECTION	2,196	2,196	
M&R/SER- ELECTRICAL	11,028	11,028	
M&R/SER- WELLS	54,000	54,000	
M&R/SER- WATER LINE	4,716	4,716	
M&R/SER- GEN. OFFICE BLDG	250	250	
M&R/SER- GENERATOR	7,200	7,200	
Total SERVICES	**162,089**	**172,628**	**10,539**
TOTAL MAINTENANCE & REPAIR	**337,219**	**363,486**	**26,267**

GUADALUPE-BLANCO RIVER AUTHORITY
LOCKHART DIVISION - WORKPLAN AND BUDGET
FISCAL YEAR ENDING AUGUST 31, 2011

	FY 2010 BUDGET	FY 2011 BUDGET	FY 2010-2011 DIFFERENCE
WIP - OPERATING			
RAW LINE REPLACEMENT-SERVICE		76,000	76,000
Total		**76,000**	**76,000**
RPLC RAW LINE WELL 11TO3-MAT'L	50,000		(50,000)
Total	**50,000**		**(50,000)**
TOTAL WIP - OPERATING	**50,000**	**76,000**	**26,000**

GUADALUPE-BLANCO RIVER AUTHORITY
LOCKHART CONSOLIDATED - WORKPLAN AND BUDGET
FISCAL YEAR ENDING AUGUST 31, 2011

	FY 2011 BUDGET
MISCELLANEOUS EQUIPMENT	
BACKUP NPW SYSTEM	20,000
Total MISCELLANEOUS EQUIPMENT	**20,000**
TOTAL CAPITAL ADDITIONS	**20,000**

Glossary

Term	Description
Acronyms	
A & G	Administrative & General
AACOG	Alamo Area Council of Governments
AEP-TCC	American Electric Power – Texas Central Com pany (formerly owned by Central Power & Light Company also known as CP&L)
AF	Acre Foot - quantity of water required to cover one acre to a depth of one foot and is equivalent to 43,560 cubic feet of about 326,000 gallons or 1,233 cubic meters.
AEP-TCC	American Electric Power – Texas Central Com pany (formerly owned by Central Power & Light Company also known as CP&L)
AF	Acre Foot - quantity of water required to cover one acre to a depth of one foot and is equivalent to 43,560 cubic feet of about 326,000 gallons or 1,233 cubic meters.
BOD	Biochemical Oxygen Demand - the quantity of oxy gen used in the biochemical oxidation of organic m atter in a specified tim e and at a specific temperature. It is not related to the oxy gen requirements in chemical combustion, being determ ined entirely by the availability of the m aterial as a biological food and by the am ount of oxygen utilized by the microorganisms during oxidation.
CAFR	Comprehensive Annual Financial Report
CBOD	Carbonaceous Biochemical Oxygen Demand
CCN	Certificate of Convenience and Necessity issued by TCEQ defines the boundaries of a water or wastewater service area.
CCP	Coleto Creek Park
CCR	Consumer Confidence Report - annual water quality reports or drinking water quality reports that summarize information regarding sources used (i.e., rivers, lakes, reservoirs, or a quifers), any detected contaminants, compliance and educational information. The reports are due to customers by July 1st of each year.
CFSA	Consolidated Farm Service Agency
CPE	Comprehensive Performance Evaluation
CRWA	Canyon Regional Water Authority
EDU	Equivalent Dwelling Unit
EPA	Environmental Protection Agency
F/T	Refers to a Full Time employee
FEMA	Federal Emergency Management Agency
FY	Fiscal Year - The twelve-month period between settlem ents of financial accounts.
GAAP	Generally Accepted Accounting Principles is a guide to help finance directors and others improve governmental financial reporting.
Gal.	A liquid measure, equal to four quarts (231 cubic inches).

Glossary

Term	Description
GBRA	Guadalupe-Blanco River Authority
GFOA	Government Finance Officers Association
GIS	Geographic Information System
GPP	Guadalupe Power Partners, LTD
GPS	Geographic Positioning System - It is an instrument used to calculate geographic locations on the ground from a satellite.
GUADCO MUD	Guadalupe County Municipal Utility District
GVEC	Guadalupe Valley Electric Cooperative
GVHD	Guadalupe Valley Hydro Division
H-4	Hydro Electric Dam #4
H-5	Hydro Electric Dam #5
HDQTRS	Headquarters
HUD	Housing And Urban Development
IFIM	Instream Flow Incremental Methodology
IH	International Harvester
K W H	Kilowatt Hour, a unit of electrical energy or work, equal to that done by one kilowatt acting for one hour.
KV	Kilovoltage
L. O. I.	Letter of Intent
LWRA	Lakewood Recreation Area
M	A Roman Numeral for a mathematical unit of measure equaling one thousand (1000).
M & R	Maintenance & Repair
MGD	Million Gallons per Day
MUD	Municipal Utility District
N. T. U.	Nephelometric Turbidity Units - Nephelometric is a unit of measure. Turbidity can be determined for any water sample that is free of debris and rapidly settling course sediments.
NBU	New Braunfels Utilities
NRCS	Natural Resources Conservation Service
NWRA	National Water Resources Association
OP	Relating to operating equipment
OVT	Overtime
P. D.	Project Development
P/T	Refers to a Part Time employee
P/U	Pick Up Truck
PC	Public Communications
PEC	Perdenales Electric Cooperative
PLWTP	Port Lavaca Water Treatment Plant
POC	Port O'Connor - abbreviation of a city in Texas
PUC	Public Utilities Commission

Glossary

Term	Description
RFI'S	Request For Information - a Public Communication function answering requests from inquiring people outside the river authority.
RTU	Remote Terminal Unit – used to transmit data via radio between remote locations and the central control room.
RW	Rural Water
RWDS	Raw Water Delivery System
RWS	Rural Water System
S.B. OR SB-#1	Relating to any Senate Bill affecting river authorities or relating to a specific bill number.
SCADA	Supervisory Control and Data Acquisition
SCS	Soil Conservation Service
SISD	Seguin Independent School District
SMRWDS	San Marcos Raw Water Delivery System
STA.	Staff Technical Assistance
SWB	Salt Water Barrier - a fabricated-dam constructed of heavy gauge rubber placed near the mouth of a river near the ocean to keep salt water from infecting fresh water.
TAES	Texas Agricultural Extension Service
TCEQ	Texas Commission on Environmental Quality
TEEX	Texas Engineering Extension Service
TOC	Total Organic Carbon
TP-4	Texas Power Dam #4
TPWD	Texas Parks and Wildlife Department
TSS	Total Suspended Solids
TWCA	Texas Water Conservation Association
TWDB	Texas Water Development Board
TWUA	Texas Water Utilities Association
TWUA-LAS	Texas Water Utilities Association Laboratory Analyst Section
VOE	Vocational Office Education
VSS	Volatile Suspended Solids
W. A.	Work Authorizations
WAN	Wide Area Network
WDS	Water Delivery System
WIP	Work In Progress
W/S	Water Sales
WSC	Water Supply Corporation
WTP	Water Treatment Plant
WWR	Waste Water Reclamation
WWT	Waste Water Treatment
WWTP	Waste Water Treatment Plant

Glossary

Term	Description
Definitions	
ACRE FOOT	(AC-FT, acre-ft) quantity of water required to cover one acre to a depth of one foot and is equivalent to 43,560 cubic feet of about 326,000 gallons or 1,233 cubic meters.
ADMINISTRATIVE	An organization's structural form and its ability to implement strategic planning.
AMORTIZATION	The systematic reduction of a debt according to a stated maturity or redemption schedule.
AQUATIC	Growing or living in or upon water, such as plants and/or animals.
ARBITRAGE	The gain that may be obtained by borrowing funds at tax-exempt rates and investing those funds at taxable rates.
BOND	A debt obligation to repay principal and interest on specified future dates.
BOND COUNSEL	The bond counsel is a law firm which specializes in municipal and tax law. The bond counsel provides its legal opinion that assures investors that the debt being issued represents a valid and legally binding contract.
BOND INSURER	A bond insurer unconditionally guarantees bondholders the timely payment of all principal and interest in return for a single premium payment upon the sale of the debt.
BOND ISSUANCE COSTS	The costs incurred by the bond issuer during the planning, marketing and sale of a bond issue.
CAPITAL APPRECIATION BOND	A bond that does not have an interest rate but rather is sold at a deep discount yielding a return that is the difference between the bond sale price and the bond redemption value.
CHLORAMINE	Compound of chlorine and ammonia used as a primary disinfecting agent in water treatment process.
CHLORINE	A chemical applied to water for purposes of disinfecting
CLEAN RIVERS PROGRAM (CRP)	A program coordinated with Texas Natural Resources Conservation Commission (TNRCC) to work with river authorities to monitor and survey water quality issues within each river basin and specific to that river basin.
DAM	A structure of earth, rock or concrete designated to impound the flow of a river or stream and form a basin, pond, lake, or reservoir.
DEBT	An organization's overall debt burden and its capital improvement planning program.
DEBT SERVICE	Principal and interest requirements on an outstanding bond.
DEBT SERVICE RESERVE FUND	A fund used to pay debt service if pledged revenues are insufficient to make the required payments as they become due.

Glossary

Term	Description
DEFEASANCE	A legal defeasance requires the establishment of an irrevocable trust with sufficient cash or U.S. Government securities to pay all principal and interest through the bond call date.
DEPRECIATION	Reduction of an asset's original cost by a fixed percentage based on its estimated life.
DISCOUNT	The difference between a bond's par value and its sale price when the latter is less than par.
ECONOMIC	An organization's service base diversity.
EDWARDS AQUIFER	A limestone geologic formation located in central Texas that contains sufficient saturated permeable material to yield significant quantities of water to wells and springs.
EFFLUENT	Wastewater or other liquid, partially or completely treated, or in natural state, flowing out of a reservoir, basin, treatment plant or part thereof.
ENTERPRISE FUNDS	Enterprise funds are used to account for operations (a) that are financed and operated in a manner similar to private business enterprises – where the intent of the governing body is that the costs (expenses, including depreciation) of providing goods or services to the general public on a continuing basis be financed or recovered primarily through user charges; or (b) where the governing body has decided that periodic determination of revenues earned, expenses incurred, and/or net income is appropriated for capital maintenance, public policy, management control, accountability, or other purposes.
ENVIRONMENTAL SAMPLES	The collection of material that influences the conditions affecting the life and development of an organism in water.
EXPENSE	Costs that have been incurred in the process of producing revenue.
FINANCIAL ADVISOR	A financial advisor provides expertise to the debt issuer in matters of alternative financial structures, the marketing and sale of the debt and the preparation of disclosure documents.
FLOW	The rate of water discharged from a source given in volume with respect to time.
FUNDS	Sum of money available after all revenue and other sources of money are received less expenses and other uses of funds are paid.
GENERAL COUNSEL	The general counsel is a law firm specializing in municipal and tax law that represents the interests of the bond issuer during the structuring of a financing.
GROUND WATER	Water obtained from subsurface sources, such as sands and gravel or porous of fractured rocks.
HEXANE	A solvent used to extract oils, fats, and greases from water samples in the analysis for those constituents.
HYDROELECTRIC PLANT	Electricity generation using stream flow or reservoir releases to turn turbines and generators in a plant located in a dam.

Glossary

Term	Description
INFLOW AND INFILTRATION	Refers to the quantities of water that enter the sewer sy stem either from the ground through such m eans as defective pipes, pipe joints, connections, manholes or other sources of entry such as, but not limited to roof leaders, cellar drains, y ard drains, area drains, drains from springs and swampy areas, catch basins, cooling towers, storm waters, surface runoff, street wash waters, or drainage.
ION CHROMATOGRAPH	An instrument used to detect and measure the ions in water.
KIDFISH	Program created by the river authority to interact children with parents on a fishing outing.
MAINTENANCE	The upkeep necessary for efficient operations of phy sical properties. It involves labor and m aterials but is not to be confused with replacement or retirement.
MONITORING	The measurement, sometimes continuous, of water or wastewater quality.
OPTIMIZATION	The concept of operating a water treatment plant to produce a higher quality of treated water than is required by current regulations.
PAYING AGENTS/REGISTRARS	A paying agent receives from the issuer funds for periodic debt service payments and disburses these funds to bondholders. The registrar maintains a record of bond ownership so that tim ely payments may be made to those bondholders.
PEAK	The maximum momentary quantity placed on a water or wastewater plant, pumping station, or on an electric generating plant.
pH	Natural waters have a pH ty pically between 6.5-8.5. The concentration is the m ass of hy drogen ions, in gram s per liter of solution.
POTABLE WATER SUPPLY FACILITIES	A facility that treats raw water making it drinkable for the public.
POTASSIUM PERMANGANATE	A disinfectant used when necessary to improve taste and odor of the finished water. Also, a controlling agent to prevent biological growth in transmission pipes.
RATING AGENCY	A rating agency is a private corporation that assigns a creditworthiness rating to new bond issues upon their review of financial disclosures provided by the issuer.
RAW WATER	Water obtained from natural sources such as streams, reservoirs and wells; always contains impurities in forms of suspended or dissolved material or organic m atter and as dissolved gases acquired from contact with earth and atmosphere.
RECLAMATION	The process of recovering water to a quality where it can be reused.
RESERVOIR	A pond, lake, or basin, either natural or artificial, for the storage, regulation, and control of water.

Glossary

Term	Description
REVENUE	Gross increase in capital attributable to business activities resulting from the sale of merchandise, performance of services, rental of property, and other activities entered into for the purpose of earning income.
RIVER BASIN	Total area drained by a river and its tributaries.
SLUDGE	The accumulated solids separated form liquids, such as water or wastewater during processing, or deposits on bottoms of streams or other bodies of water.
SOURCES OF FUNDS	Money received from bank loans, bond issuance, or inter-department loans.
SUBORDINATION RATE	Rate we charge when allowing another water user to get a state water rights permit predicated on the non-use of one of GBRA's water rights permits.
SURFACE WATER	Natural sources, such as rivers and lakes
TEXAS WATCH	A volunteer program to monitor the quality of a body of water.
TRANS-TEXAS	A regional plan to study the transfer of water from one river basin to another.
TRICKLING FILTER	A treatment process unit consisting of an artificial bed of coarse material, such as broken stone, clinkers, slate, slats, brush or plastic materials, over which wastewater is distributed or applied in drops, films, or spray from troughs, drippers, moving distributors or fixed nozzles and trough which it trickles to the underdrains, giving opportunity for the formation of slimes that clarify and oxidize the wastewater.
TRUSTEE	A trustee represents the interest of bondholders in debt financing. The role of the trustee is to monitor the collection, investment and timely repayment of funds identified in the debt financing.
UNDERWRITER	An underwriter is a municipal securities dealer that purchases a new municipal bond issue for resale to investors.
UNDERWRITER COUNSEL	An underwriter counsel is a law firm specializing in municipal and tax law that represents the interests of the underwriter during the structuring of a financing.
USES OF FUNDS	Money spent toward the purchase fixed assets, project development, work in progress, inter-fund loan payments, or outside debt payments.

Glossary

Term	Description
WASTEWATER	Flow of used water from a community. It may be a combination of the liquid and water-carried wastes from residences, commercial building, industrial plants, and institutions, together with any groundwater, surface water and storm-water that may be present.
WATER CONSERVATION	In its broadest use th e protections, development, and efficient management of water resources for beneficial purposes. Measures that are intended to im prove water use efficiency, increase water reuse and recycling, or minimize the waste of water so that water supplies are conserved and made available for future and alternative uses.
WATER QUALITY	Fitness of water for use, being affected by physical, chemical, and biological factors.
WATER RIGHTS	A legally protected right, granted by the law, to take possession on water occurring in a water supply and to divert the water and put it to beneficial use.
WORKING CAPITAL	The amount of current assets that exceeds current liabilities.

Index

A

Acronyms ..... Section N, 1-3
Authorized Spending Levels - Budgeted Purchases 39
Authorized Spending Levels - Non-Budgeted Purchases 40

B

Board of Directors 36
Buda Waste Water Treatment Plant ..... Section E, 85-92
Budget Calendar 34
Budget Formats 14-15
Budget Process Overview 33

C

Calhoun Canal System ..... Section E, 61-73
Calhoun County Rural Water Supply Division ..... Section H, 1-20
Canyon Hydroelectric Division ..... Section L, 1-17
Canyon Park Waste Water Treatment Plant ..... Section D, 21-32
Capital Improvements Summary Section 81-112
Coleto Creek Division ..... Section J, 1-37
Coleto Creek Recreation System ..... Section J, 20-37
Coleto Creek Reservoir System ..... Section J, 11-19
Comal Trace Subdivision Water Distribution System ..... Section F, 38-43
Consolidated Funds ..... Section A, 1-49
Cordillera Waste Waster Treatment Plant System ..... Section F, 29-37
Cordillera Water Distribution System ..... Section F, 23-28

D

Debt Information 69-70
Debt Obligations and Debt Amortization Schedules 71-80
Dedication to Customers 29
Deferred Items 113-114
Definitions ..... Section N, 4-8
District Demographics 26-27
Division Goals & Objectives
Calhoun County RWS Division ..... Section H, 4-5

Division Goals & Objectives *(continued)*
Canyon Hydroelectric Division ..... Section L, 4-5
Coleto Creek Division ..... Section J, 6-7
GBRA Organization ..... Section A, 1-2

Index

General Division ..... Section B, 4-11
Guadalupe Valley Hydroelectric Division ..... Section C, 4-5
Lockhart Division ..... Section M, 6-8
Luling WTP Division ..... Section K, 4-5
Port Lavaca WTP Division ..... Section G, 4-5
Rural Utilities Division ..... Section D, 4-8
Victoria Regional WWR Division ..... Section I, 4-6
Water Resources Division ..... Section E, 8-13
Western Canyon ..... Section F, 5-10
Division Level Consolidations *(for information purposes only)*
Coleto Creek Division ..... Section J, 29-37
Lockhart Division ..... Section M, 27-37
Rural Utilities Division ..... Section D, 81-94
Water Resources Division ..... Section E, 89-122
Western Canyon Division ..... Section F, 52-61
Dunlap Waste Water Treatment Plant ..... Section D, 33-47

E

Expense Charts
Calhoun County RWS Division ..... Section H, 7
Canyon Hydroelectric Division ..... Section L, 7
Coleto Creek Division ..... Section J, 7
Consolidated ..... Section A, 4
General Division ..... Section B, 13
Guadalupe Valley Hydroelectric Division ..... Section C, 7
Lockhart Division ..... Section M, 10
Luling WTP Division ..... Section K, 7
Port Lavaca WTP Division ..... Section G, 7
Rural Utilities Division ..... Section D, 11
Victoria Regional WWR Division ..... Section I, 9
Water Resources Division ..... Section E, 15
Western Canyon Division ..... Section F, 11

F

Financial Details
Calhoun County RWS Division ..... Section H, 8-20
Canyon Hydroelectric Division ..... Section L, 9-17
Financial Details *(continued)*
Coleto Creek Division ..... Section J, 11-37
Consolidated ..... Section A, 5-49
General Division ..... Section B, 15-25
Guadalupe Valley Hydroelectric Division ..... Section C, 9-21
Lockhart Division ..... Section M, 11-37
Luling WTP Division ..... Section K, 9-18

Index

Port Lavaca WTP Division ..... Section G, 9-20
Rural Utilities Division ..... Section D, 13-94
Victoria Regional WWR Division ..... Section I, 11-20
Water Resources Division ..... Section E, 17-122
Western Canyon Division ..... Section F, 13-61
Financial Goals 7
Financial Policies 6-7
Financial Resources Priority – Strategic Objectives 19
Financial Summary 49-52
Financial Summary Section 49-80
Financial Trend Graph 53

G

GBRA Community Involvement 28
GBRA District Demographics 26-27
GBRA Operational Chart 25
GBRA Organizational Chart 35
General & Statistical Summary Section 1-34
General Division ..... Section B, 1-25
General Information 24
Glossary ..... Section N, 1-8
Guadalupe Valley Hydroelectric Division ..... Section C, 1-21

H

Historical Operating Expense Graphs 59
Historical Operating Revenue Graphs 56-58
Historical Review 4
Human Resource Policy – Strategic Objectives 18

I

Interfund Trend Data and Graph 54

Introductions
Calhoun County RWS Division ..... Section H, 1-2
Canyon Hydroelectric Division ..... Section L, 1-2
Coleto Creek Division ..... Section J, 1-2
General Division ..... Section B, 1-2
Guadalupe Valley Hydroelectric Division ..... Section C, 1-2
Lockhart Division ..... Section M, 1-2
Luling WTP Division ..... Section K, 1-2
Port Lavaca WTP Division ..... Section G, 1-2
Rural Utilities Division ..... Section D, 1-2

Index

Victoria Regional WWR Division ..... Section I, 1-2
Water Resources Division ..... Section E, 1-5
Western Canyon Division ..... Section F, 1-2

L

List of Principal Customers 30
Lockhart Division ..... Section M, 1-37
Lockhart Water Treatment Plant ..... Section M, 19-26
Lockhart Waste Water Treatment Plant ..... Section M, 11-18
Luling Water Treatment Plant Division ..... Section K, 1-18

M

Major Elements 8-14
Management Team 36
Map of River Basin 22
Mission, Goals and Objectives 5-6
Mission Statement 16

N

Northcliffe Waste Water Treatment Plant ..... Section D, 48-57

O

Operating Statistics 31-32
Organizational Charts
Calhoun County RWS Division ..... Section H, 2
Organizational Charts *(continued)*
Canyon Hydroelectric Division ..... Section L, 2
Coleto Creek Division ..... Section J, 4
GBRA Operational Chart 25
GBRA Organizational Chart 35
General Division ..... Section B, 2
Guadalulpe Valley Hydroelectric Division ..... Section C, 2
Lockhart Division ..... Section M, 4
Luling WTP Division ..... Section K, 2
Port Lavaca WTP Division ..... Section G, 2
Rural Utilities Division ..... Section D, 2
Victoria Regional WWR Division ..... Section I, 2
Water Resources Division ..... Section E, 6

Index

Western Canyon Division ..... Section F, 2
Organization and Staff 8

P

Program Narrative 1-15
Port Lavaca Water Treatment Plant Division ..... Section G, 1-20
Project and Program Development –Strategic Objectives 20-21
Public Communication and Education Priority – Strategic Objectives 17

R

Rates and Rate Structures 15, 60-68
Regional Laboratory System ..... Section E, 49-60
Revenue Charts
- Calhoun County RWS Division ..... Section H, 6
- Canyon Hydroelectric Division ..... Section L, 6
- Coleto Creek Division ..... Section J, 8
- Consolidated ..... Section A, 3
- General Division ..... Section B, 13
- Guadalupe Valley Hydroelectric Division ..... Section C, 6
- Lockhart Division ..... Section M, 9
- Luling WTP Division ..... Section K, 6
- Port Lavaca WTP Division ..... Section G, 6
- Rural Utilities Division ..... Section D, 10
- Victoria Regional WWR Division ..... Section I, 8
- Water Resources Division ..... Section E, 14
- Western Canyon Division ..... Section F, 10

Rural Utilities Division ..... Section D, 1-94

S

San Marcos Water Treatment Plant ..... Section E, 74-81
Shadow Creek Wastewater Reclamation Facility System ..... Section D, 13-20
Springs Hill Waste Water Treatment Plant ..... Section D, 58-66
Staffing and Compensation Tables 41-48

Index

Staffing Summary and Charts
- Calhoun County RWS Division ..... Section H, 3
- Canyon Hydroelectric Division ..... Section L, 3
- Coleto Creek Division ..... Section J, 5
- Consolidated 37-38
- General Division ..... Section B, 3
- Guadalulpe Valley Hydroelectric Division ..... Section C, 3
- Lockhart Division ..... Section M, 5
- Luling WTP Division ..... Section K, 3
- Port Lavaca WTP Division ..... Section G, 3
- Rural Utilities Division ..... Section D, 3
- Victoria Regional WWR Division ..... Section I, 3
- Water Resources Division ..... Section E, 7
- Western Canyon Division ..... Section F, 3

Statistical Data 23
Sunfield WWTP Division ..... Section D, 74-80

T

Types of Operating Systems 55

V

Victoria Regional Wastewater Reclamation Division ..... Section I, 1-20
Vision and Values ..... Inside Cover

W

Water Resources Division ..... Section E, 1-122
Water Sales System ..... Section E, 17-48
Wimberley Waste Water Treatment Plant ..... Section D, 67-73
Western Canyon Division ..... Section F, 1-61
Western Canyon Water Treatment Plant System ..... Section F, 13-20