GUADALUPE-BLANCO RIVER AUTHORITY

WORK PLAN AND BUDGET

Fiscal Year Ending August 31, 2013

Seguin, Texas

Guadalupe-Blanco River Authority

Organized to Protect, Conserve, Reclaim and Steward…

Our Vision

The Guadalupe-Blanco River Authority is a widely recognized leader in managing water resources that benefit both people and the environment.

Our Values

- *GBRA shall respect its co-workers, customers and the natural resources it manages.*
- *GBRA shall demonstrate in its conduct trustworthiness, honesty and the highest integrity.*
- *GBRA shall exhibit dedication, conviction and courage in following its mission and values.*
- *GBRA employees shall exhibit loyalty to each other, our organization and constituents.*
- *Teamwork, teamwork, teamwork!*

GOVERNMENT FINANCE OFFICERS ASSOCIATION

Distinguished Budget Presentation Award

PRESENTED TO

Guadalupe-Blanco River Authority

Texas

For the Fiscal Year Beginning

September 1, 2011

President Executive Director

The Government Finance Officers Association of the United States and Canada (GFOA) presented a Distinguished Budget Presentation Award to the Guadalupe-Blanco River Authority, Texas for its annual budget for the fiscal year beginning September 1, 2011. In order to receive this award, a governmental unit must publish a budget document that meets program criteria as a policy document, as an operations guide, as a financial plan and as a communications device.

The award is valid for a period of one year only. We believe our current budget continues to conform to program requirements, and we are submitting it to GFOA to determine its eligibility for another award.

GUADALUPE-BLANCO RIVER AUTHORITY

WORK PLANS AND BUDGETS

Fiscal Year Ending August 31, 2013

DIRECTORS

Grace G. Kunde
Chair
Oscar H. Fogle
Vice-Chair
James L. Powers
Secretary-Treasurer
Robert "Rusty" Brockman, Jr.
Thomas O. Mathews, II
Myrna P. McLeroy
Frank J. Pagel
Dennis L. Patillo
Vacant

EXECUTIVE STAFF

W. E. West, Jr.
General Manager
James Murphy
Executive Manager of Water Resources & Utility Operations
Alvin Schuerg
Executive Manager of Finance and Administration
Todd Votteler
Executive Manager of Science, Intergovernmental Relations & Policy
Bruce Wasinger
General Counsel
David Welsch
Executive Manager of Business Development & Resource Management

MANAGEMENT STAFF

Gary Asbury
Manager of Project Engineering
Barbara Gunn
Human Resources Manager
Thomas Hill
Chief Engineer
Debbie Magin
Director of Water Quality Services
Teresa VanBooven
Project and Community Representative
Bryan Serold
Operations Manager – Lower Basin
John Smith
Operations Manager – Upper Basin
LaMarriol Smith
Chief Strategic Communications & Public Affairs Officer

Table of Contents

Vision and Values ..... Inside Cover

General & Statistical Summary

Program Narrative 1-15
Mission Statement 16
Strategic Objectives 17-21
Map of River Basin 22
Statistical Data 23
General Information 24
GBRA Operational Chart 25
GBRA District Demographics 26-27
GBRA Community Involvement 28
Dedication to Customers 29
List of Principal Customers 30
Operating Statistics 31-32
Budget Process Overview 33
Budget Calendar 34

Staffing Summary

GBRA Organizational Chart 35
Organizational Leaders 36
Staffing Summary and Graph 37-38
Authorized Spending Levels - Budgeted Purchases 39
Authorized Spending Levels - Non-Budgeted Purchases 40
Staffing and Compensation Tables 41-48

Financial Summary

Financial Summary 49-52
Financial Trend Graph 53
Interfund Trend Data and Graph 54
Types of Operating Systems 55
Historical Operating Revenue Graphs 56-58
Historical Operating Expense Graphs 59
Rates and Rate Structures 60-68
Debt Information 69
Debt Obligations and Debt Amortization Schedules 70-80

Capital Improvements Summary

Capital Improvements 81-107
Deferred Items 108-109

Consolidated Funds — Section A

Organizational Goals 1-2
Financial Detail 3-43

General Division — Section B

Introduction 1
Organizational Chart 2
Staffing Summary 3
Division Objectives 4-14
Financial Detail 15-24

Guadalupe Valley Hydroelectric Division — Section C

Introduction 1
Organizational Chart 2
Staffing Summary 3
Division Objectives 4-8
Financial Detail 9-22

Rural Utilities Division — Section D

Introduction 1
Organizational Chart 2
Staffing Summary 3
Division Objectives 4-10
Financial Detail 11-68
Division Level Consolidation 69-80

Water Resources Division **Section E**

Introduction 1-5
Organizational Chart 6
Staffing Summary 7-8
Division Objectives 9-16
Financial Detail 17-91
Division Level Consolidation 92-122

Western Canyon Division **Section F**

Introduction 1
Organizational Chart 2
Staffing Summary 3
Division Objectives 4-10
Financial Detail 11-54
Division Level Consolidation 55-63

Port Lavaca Water Treatment Plant Division **Section G**

Introduction 1
Organizational Chart 2
Staffing Summary 3
Division Objectives 4-8
Financial Detail 9-20

Calhoun County Rural Water Supply Division **Section H**

Introduction 1
Organizational Chart 2
Staffing Summary 3
Division Objectives 4-8
Financial Detail 9-20

Coleto Creek Division **Section I**

Introduction 1-2
Organizational Chart 3
Staffing Summary 4
Division Objectives 5-8
Financial Detail 9-32
Division Level Consolidation 33-44

Luling Water Treatment Plant Division **Section J**

Introduction 1
Organizational Chart 2
Staffing Summary 3
Division Objectives 4-8
Financial Detail 9-17

Canyon Hydroelectric Division **Section K**

Introduction 1
Organizational Chart 2
Staffing Summary 3
Division Objectives 4-8
Financial Detail 9-17

Lockhart Division **Section L**

Introduction 1-2
Organizational Chart 3
Staffing Summary 4
Division Objectives 5-10
Financial Detail 11-28
Division Level Consolidation 29-38

Glossary ..... Section M, 1-7
Index ..... Section N, 1-6

Guadalupe-Blanco River Authority
WORK PLAN AND BUDGET
PROGRAM NARRATIVE

The Mission of the Guadalupe-Blanco River Authority is to "protect, conserve, reclaim, and steward the resources of the district and provide leadership in regional cooperation in order to enhance quality of life for those we serve." This is a broad and encompassing mission statement but necessarily so given GBRA's legislative mandates and constituent demands. The breadth of this mission requires that GBRA periodically reassess its programs, operations, and organizational focus through sound strategic planning. GBRA's Board of Directors and staff members spent a considerable amount of time during past years reviewing the strategic plan and formulating strategic goals, priorities and updates as necessary. In developing the FY 2013 Work Plan and Budget that follows, GBRA strives to enact the strategic plan and assure that all GBRA operations and programs are relevant, valued, and cost effective for our constituents. Throughout FY 2012 and as we approach FY 2013, GBRA's employees have worked to implement the mission statement, accomplish strategic goals, and provide needed services to our customers. Some of these activities that will continue into FY 2013 include:

1. The staff has been actively involved in the activities and policy development processes of the Edwards Aquifer Authority (EAA). An integral part of the EAA policy development process is a process known as a "Recovery Implementation Plan" (RIP). The RIP was developed by several stakeholders of the Edwards Aquifer under the auspices of the U.S. Fish and Wildlife Department (USFWS) to insure the viability of endangered species that live in and around Comal and San Marcos Springs. The RIP prepared a Habitat Conservation Plan during FY 2012 and the continual refinement of that Plan and work with the USFWS to approve the Plan during FY 2013 will be ongoing.
2. The staff has also been very involved in the discussion and development of the State of Texas water planning process known as Senate Bill One (SB1). The SB1 work has resulted in the Texas State Water Plan and periodic updates to the Plan. The GBRA staff also projects that considerable time will be expended in FY 2013 on other State related regulatory processes including In-Stream Flow and Environmental Flow Requirements.
3. The staff and employees have worked to assist communities and entities in the district to meet long-term water needs. In recent years, this water supply focus has been in the upper portion of the river basin; however the GBRA staff has also started working with water purveyors and developers in the lower basin as development along the Texas Gulf Coast has accelerated. Consistent with this enhanced lower basin focus is GBRA's founding of the San Antonio Bay Foundation in 2008. The FY 2013 budget and work plan projects GBRA's continued support of the Foundation throughout the coming year and beyond.
4. GBRA will continue to reserve water for the Exelon Generation Company LLC related to the supply cooling water for a potential new nuclear power plant in the Victoria County area of GBRA's District. Additionally, the staff along with Exelon will monitor the federal loan guarantee program for nuclear development in order to determine if a long-term water supply agreement should be developed.

5. The staff and employees have established a continuing, cooperative agreement with the National Weather Service and have implemented a basin-wide communication network to monitor rainfall and stream flow while increasing public information. This network was very beneficial during the Guadalupe River Basin floods of 1998, 2002, 2004 and 2010.
6. Working in conjunction with several other agencies, GBRA has been deeply involved in water quality studies and related issues, including continued participation in the Clean Rivers Program and watershed protection programs for Plum and Geronimo Creeks.
7. GBRA has expanded its public communication and outreach related to conservation, water supply, wastewater treatment, water conservation, and legislative affairs. This expanded communication program has included water education programs at the elementary and middle school levels as well as interactive kiosks at several public buildings throughout the watershed and even beyond.
8. The staff has implemented water, wastewater and electric rate increases when appropriate to fund new and existing operations and to assure financial stability. Probably the most important of these is the periodic changes to GBRA's contract rate for firm, committed water. This rate is projected to increase 9.6% to $125.00 per acre-foot during FY 2013. One of the principal reasons for this above average rate increase is the ongoing costs GBRA is incurring in supporting the State of Texas in their defense of a federal Endangered Species lawsuit in which the plaintiffs are seeking to materially change Texas surface water regulation.
9. While other of GBRA's rates and fees are budgeted to remain the same or actually decrease in FY 2013, GBRA did adopt a significant rate increase in July 2010 for its Guadalupe Valley Hydroelectric Division which provided a 40% increase in the Division's budgeted revenue over the prior rate. This rate will continue in FY 2013 and if drought conditions ease, the revenue provided by this rate will be used to make significant system repairs, replacements and improvements.
10. GBRA's experience and technical expertise has resulted in a number of water supply and treatment projects in the last decade approximating 35 MGD for residents of Hays, Comal, Caldwell and Kendall counties. These include the 10 MGD Western Canyon Regional Water Supply Project in Comal and Kendall counties and the 25 MGD Regional Raw Water Supply Project in Guadalupe and Hays counties. During FY 2013, the GBRA staff will continue to work with the customers of the Western Canyon Project to determine the optimum time to expand the project from 10 MGD up to 15 MGD. During 2011, GBRA completed operational upgrades to the Regional Raw Water Supply Project which allowed the delivery of the project's stated capacity of 25 MGD.
11. During FY 2013, the GBRA staff will also spend a substantial amount of time and effort analyzing potential additional water supply projects with the most emphasis on the Mid Basin Water Supply Project. This approximate 25 MGD project is envisioned to supply both groundwater and surface water from the Gonzales County area of the district to the area that generally lies between IH35 and the new State Highway 130. While a project may still be a year or two away from actual construction, the importance and magnitude of an additional water supply requires that GBRA continue programs into FY 2013 related to water quantity, water quality, and cost effectiveness of the various alternatives.

12. GBRA's public communication within the district and with the State legislature has been strengthened. GBRA will continue its commitment to provide constituents throughout the basin with timely information about GBRA's activities.
13. Closely related to public communication and the ability to meet the demands of the District is GBRA's relationship with its customers and constituents. Recognizing this need, GBRA established an Economic Development and Customer Service Department during FY 2003. In the coming year and the years that follow, this department will seek to continue understanding the water and wastewater needs of GBRA's customers and the broader District, facilitate GBRA's assistance with meeting those needs, and at the same time provide assistance for sound economic development in the District.

GBRA employees have developed the accompanying Work Plan and Budget to continue the activities listed above as well as fulfill GBRA's broader mission. The development of the Work Plan and Budget began in March 2012. GBRA's employees began the planning process by developing a list of projects that advance or implement the Strategic Goals and Priorities within the mission. During the months that followed, GBRA's employees focused on refining and prioritizing the Work Plan and Budget to insure that it is efficient, economically feasible, and to the extent possible, avoids the need to increase customer fees during the "less than robust" economic cycle we find ourselves. Finally in preparing this budget document, additional emphasis was placed on insuring that the Work Plan was written in such a way that it could be effectively communicated to all of GBRA's employees, customers and constituents.

The adoption of the accompanying Work Plan and Budget by GBRA's Board of Directors on August 15, 2013, culminates the development phase and begins the implementation phase. Successful implementation of the Plan throughout the fiscal year will be a responsibility shared by every GBRA employee. The purpose of the remaining portions of this narrative is to communicate the areas of emphasis within the Work Plan by:

I. Restating the current Mission, Goals and Strategic Priorities of GBRA, as developed by the Board of Directors and employees;

II. Stating policies and goals that address long-term concerns and issues, and guide the development of the budget.

III. Describing the organizational structure and staff required to implement the Goals and Objectives;

IV. Describing the most important elements of the Work Plan and how these relate to the implementation of the Goals and Objectives;

V. Describing the format used for each of the operating budgets;

VI. Listing demographic data related to GBRA's district as well as GBRA financial data related to major revenues, expenditures, and trends; and

VII. Summarizing the existing and proposed rates used in the Work Plan and Budget for each of GBRA's operating divisions.

I. HISTORICAL REVIEW

The Texas Legislature created the Guadalupe-Blanco River Authority in 1935 as a political subdivision of the State of Texas to develop, conserve and protect the water resources of the Guadalupe River Basin and make them available for beneficial use. During the 1930's and 1940's, GBRA submitted applications to the Public Works Administration that laid the groundwork for the eventual construction of Canyon Dam and Reservoir. GBRA also adopted during these decades a soil and water conservation program and explored the potential for hydroelectric development using natural flows of the Guadalupe River. Following the drought and floods of the 1950's, GBRA supported a statewide Water Resource Development and Conservation Plan, agreed to serve as local sponsor for the Canyon Reservoir project and proposed construction of additional reservoirs in the basin to provide water for future growth. In the 1960's, GBRA implemented water quality studies in the Guadalupe River Basin and extended this commitment to water protection by directly assisting communities in the planning and operation of water treatment and wastewater treatment facilities. GBRA also acquired the Calhoun Canal System and water rights in the lower basin, built the Lower Guadalupe Diversion Dam and Salt Water Barrier, and purchased six small hydroelectric dams and powerhouses in Guadalupe and Gonzales Counties. In the 1970's, GBRA contracted with the City of Victoria to operate its Regional Wastewater Reclamation System, created the GBRA Rural Utilities Division, and constructed and operated the Port Lavaca and Luling Water Treatment Plants. It also concluded the first commitments of stored water from Canyon Reservoir and modernized the GBRA hydroelectric system. Water quality programs that were initiated during the 60's were expanded in 1973 with a joint study between GBRA and the Upper Guadalupe River Authority. In the 1980's because of Canyon Reservoir's ability to deliver a firm water supply, GBRA constructed the Coleto Creek Reservoir, a lower basin industrial supply pump station and the Canyon Hydroelectric Plant. During the 1990's and the first part of the new millennium, GBRA's growth has accelerated. GBRA constructed or assumed operations of six wastewater treatment plants. These plants include two in the City of Lockhart, one in the City of Buda, one for the Crestview area of Calhoun County, one in the Cordillera subdivision in Kendall County, and one each in the Shadow Creek and Sunfield subdivisions located in Hays County. As far as recent water related facilities, GBRA assumed operation of two water treatment plants, one for the City of San Marcos and one for the City of Lockhart and constructed a third, the Western Canyon Plant to serve portions of Comal and Kendall Counties. During the last ten years, GBRA has constructed two raw water delivery pipelines and two treated water delivery pipelines totaling approximately 70 miles in length. Finally in the last few years, GBRA has expanded its retail water delivery systems in the upper basin with the addition of water systems in the Cordillera and Comal Trace developments. GBRA expects to further increase its retail operations with the initiation of home construction in the near future within the Johnson Ranch subdivision near Bulverde and further add retail connections in GBRA's Dunlap WWTP System with the startup of home construction in the White Wing and Legend Pond subdivisions. The financial impact of the all of these operations is depicted on page 53. The decrease in Total Assets during the last two years as shown on page 53 is the result of depreciation expense lowering the book value of GBRA's assets and the removal of the Victoria Wastewater Treatment Plant when the City of Victoria reassumed its operation on January 1, 2011 after 40 years of GBRA operating the Plant.

II. MISSION, GOALS AND OBJECTIVES

On May 3-4, 1994, the GBRA Board of Directors and Management Team engaged in a strategic planning process that produced GBRA's Mission Statement, Strategic Goals, and Objectives. At later meetings, the Goals and Objectives were refined and clarified by the Management Team and division managers. On July 8-9, 1999, the GBRA Board and Management Team met once again to review and amend the mission, goals, and strategic objectives. During FY 2002, the GBRA staff again participated in strategic planning activities to insure GBRA was positioned to meet the needs of a rapidly growing district. Emanating from this strategic planning process and the periodic reviews that followed in January 2004, February 2005, March 2008, October 2008, April 2011 and February 2012, GBRA focused on four principal areas of activity including public communication, human resources, financial planning, and project management. Each of these four activities was then further defined and action plans developed for the areas listed below.

- Public Communication
  - Enhance communication and education programs
  - Strengthen ties to customers
  - Increase public involvement and identification
- Human Resources
  - Identify and plan for staffing needs
  - Use the Human Resources Department more effectively
  - Review the annual employee performance assessment process
  - Initiate succession planning and enhance supervisory staff knowledge
  - Reevaluate human resource policies for effectiveness
  - Review and enhance employee benefits
- Financial Planning
  - Conduct rate reviews annually
  - Explore grant opportunities
  - Identify financial reserve goals
  - Review GBRA's budget policy
  - Update GBRA's Five Year Financial Plan
  - Encourage retail operations
- Project Management
  - Undertake and complete needed project studies timely
  - Complete planning and seek permit amendments for new initiatives
  - Finish design and construction of new facilities and projects
  - Research and develop new areas for operational growth

Each division manager initiated their Work Plan and Budget process this year using the action plan shown above as well as each Division's individual Goals and Objectives as a guide. These broader organizational guidelines have been included in this budget document on pages 16-21 to provide a more complete understanding of GBRA's Work Plan and Budget and the initiatives included herein. The individual Division Goals and Objectives have been included in their respective sections of this budget document.

III. FINANCIAL POLICIES

An integral component in the development and subsequent success of this Work Plan and Budget are the financial policies of GBRA. Foremost among those policies are directives related to Budgets, Procurement, Risk Management, Investments, Capital Assets, Financial Reserves, and Debt Service.

The GBRA Budget policy emphasizes that the annual Work Plan and Budget is a communication tool as well as an internal control tool. These goals are accomplished by requiring that all revenue and expenditures be described in detail and that subsequent budget to actual comparisons be compiled at least quarterly. Further budgetary control measures include the prohibition of expending non-budgeted funds that exceed specific amounts without prior Board of Directors approval, unless an emergency condition exists that jeopardizes public health or property.

The GBRA Procurement policy establishes guidelines for procuring equipment, material, supplies, and services for both operating and construction purposes. The policy requires that GBRA conduct its procurement activities in accordance with the spirit and legal intent of the State of Texas procurement laws. Furthermore, procurement activities should be conducted in a manner that results in reasonable rates and financial stability while enhancing GBRA efficiency. Finally, the procurement policy assures integrity within the program through open, fair, and competitive practices which provide equal opportunity to all vendors.

The GBRA Risk Management policy establishes guidelines for the management of occupational risks to which GBRA and its employees are exposed. The goals of the policy are to minimize or eliminate risks, protect employees from hazards, avoid jeopardizing GBRA's financial condition, and conserve material resources. The principal means of achieving these goals is by applying risk management practices at all organizational levels, retain financial risks when prudent, and purchase insurance coverage when risk is beyond GBRA's ability to retain. The FY 2013 Work Plan and Budget does include $600,888 for the purchase of such insurance coverage.

The GBRA Investment policy provides the guidelines for cash management and investment of funds pursuant to all applicable State of Texas statutes. The goal of this policy is to provide a high level of security, assure sufficient liquidity, and earn a competitive rate of return. Policy measures include diversification of investment products, limitation of investment terms, mandatory bank collateral procedures, and competitive selection of investments. Total interest earnings on investments for FY 2013 are budgeted to be $212,925.

The GBRA Capital Assets policy provides for the safeguarding and disposition of all capital assets. The intentions of this policy are to maintain a system that accurately accounts for all capital assets and assigns safekeeping responsibility for each asset. Components of this policy include a policy to capitalize assets exceeding a cost of $2,000 as well as an annual requirement to physically inventory capital assets.

The GBRA Debt Service policy provides for the authorization to issue obligations within the meaning of the Financing Act and to use the proceeds to refund certain prior obligations, provide permanent financing and to pay certain costs of issuance of bonds issued in connection with an "eligible project". GBRA cannot levy or collect taxes, or in anyway pledge the general credit of the State of Texas; therefore, no legal debt limit exists for GBRA. Neither GBRA's enabling act nor do state laws require debt service coverage greater than 1:1. Debt service coverage is however required by GBRA to be greater than 1:1 if the size, complexity, or other characteristics of the project financed necessitates it. Each revenue bond issue is insured or credit rated based on the financial strength of the underlying credits of GBRA's service contracts.

The GBRA Financial Reserve Goal recognizes that GBRA is frequently subjected to sudden and unexpected costs as the result of emergencies, natural disasters, uninsured liability claims, bond or other payment defaults, and other contingencies. At the same time, GBRA undertakes many projects that require "up-front" money during a project's development stage before long-term financing becomes possible. In each of these circumstances, GBRA must have a reasonable amount of reserve funds to pay these costs in a timely manner without the need for reactive funding. In order to provide for the efficient allocation of funds whether for project development or for the recovery from an unexpected event, the Financial Reserve Goal directs that GBRA strive to accumulate an unrestricted financial reserve balance that approximates 42% of gross revenue. While GBRA has not currently achieved this financial reserve goal, it continues to make steady progress toward its attainment and has accumulated an approximate 38% of gross revenue reserve balance as of June 2012.

IV. FINANCIAL GOALS

Throughout the Five Year Financial Plan, which was first completed in FY 1997 and updated in FY 2004, GBRA built upon three principal goals. The first of these goals is to establish reasonable rates thereby providing economical service to customers and other constituents within the Guadalupe River Basin. The development of reasonable rates and the pricing of GBRA services must presume that rates will support operating expenses, debt service, and non-debt financed capital additions. Yet flexibility in the application of these rates must be practiced as factors such as cost, contracts, competition, comparable services, market, and social concerns are considered. The second of the three principal financial goals is to maintain adequate financial reserves as explained more fully in the Financial Reserve Goal above. The third financial goal is to systematically develop new operations.

An efficient operation with reasonable rates is expected of all governmental organizations. Public scrutiny, and the possibility of both out-sourcing and rate appeals to the Texas Commission on Environmental Quality, demands that GBRA be economical in its operation through sound planning, budgeting and "rate-making". At the same time, it must be recognized that reasonable rates must also include adequate capitalization and the maintenance of some financial reserves. Without such reserves, economical operations can be jeopardized by low credit ratings and the inability to meet financial contingencies. Furthermore, the existence of financial reserves can be leveraged with constituent resources to enhance a project's viability and thereby provide further growth opportunities. The interdependency of these three financial goals and the need to espouse

a coordinated effort in the attainment of each has been included within GBRA's Work Plan and Budget.

V. ORGANIZATION AND STAFF

Provided in the Staffing Summary section on pages 35-36, are charts showing the organizational leaders who are responsible for fulfilling the Mission of GBRA. Leading the GBRA staff is GBRA's General Manager, W.E. West Jr.; Mr. West is GBRA's chief executive officer and is responsible for all GBRA properties, businesses, and operations. Under the General Manager's leadership, the staff is subdivided into five functional areas led by the Executive Manager of Finance and Administration, Executive Manager of Water Resources and Utility Operations, Executive Manager of Business Development and Resource Management, Executive Manager of Science, Intergovernmental Relations and Policy, and General Counsel. These five positions together with the General Manager form GBRA's Executive Team. The positions and duties of the remaining members of the Management Team are described in the job titles shown on the organizational chart provided herein. Additional organizational charts and staffing summaries providing division specific information are shown under each divisional section.

Employees whose positions require them to make purchases for GBRA are authorized to make budgeted and non-budget purchases based on pre-approved spending levels. These spending levels are shown later in the Staffing Summary section on pages 39-40.

A net increase of one and a half positions is included in the Work Plan for FY 2013 from the previous year's Work Plan. The position changes include the addition of a Grant Writer/Administrator in the General Division, the addition of a Conservation Specialist in Water Sales and the removal of a P/T Intern in the Regional Lab.

VI. MAJOR ELEMENTS

The following paragraphs describe some of the major elements in the GBRA Work Plan and Budget for FY 2013. These are the key components in the implementation and advancement of the Goals and Objectives.

General Division

A. All members of the Management Team are assigned to either the General Division or the Water Resource Division. This organization structure is used to facilitate new projects and planning initiatives while utilizing staff members in areas where they are needed at that time.

B. Funds are included in the Budget to continue public and legislative communication efforts as well as an emphasis on technical training and professional development.

C. GBRA will continue enhancing its information technology capabilities including its wide area network, internet, and the GBRA web page. Particular emphasis will be placed on

continuing security enhancements to minimize exposure to unsolicited system intrusions, strengthening of GBRA's database and SCADA capabilities, upgrading older computer servers to avoid potential equipment failures and implementing an online payment system.

D. Professional fees are budgeted for the annual financial audit, legal assistance, legislative advocacy, strategic planning, supervisory and leadership training, computer-related assistance, investment portfolio reviews, and assistance with GBRA's employee benefit plans.

E. The Administrative & General (A&G) rate charged to all GBRA operations remains the same at 33% of labor. Historically, this rate was as high as 35% during FY 2000 and has remained stable for the last three years.

Hydroelectric Operations

A. All of the hydroelectric power generated within GBRA's Guadalupe Valley Hydroelectric Division is delivered to the Guadalupe Valley Electric Cooperative (GVEC). On July 25, 2010, GBRA and GVEC agreed to a rate increase of 40% to 5.55¢ per kilowatt-hour. The Parties agreed to this higher rate in order to fund several major maintenance and improvement projects needed within the eighty year old Division. This higher rate will continue during FY 2013.

B. In the Guadalupe Valley and Canyon Hydroelectric Divisions, the hydroelectric plants will continue to be operated to produce the maximum amount of power while working within the constraints of the applicable water permits and complying with all federal and state regulations regarding water quality, temperature, and river flows.

C. Employees of the Hydroelectric Division are also responsible for the operation and maintenance of the San Marcos and Guadalupe Power Partners raw water pump stations and pipelines that began operations during FY 2001.

D. Several significant projects are scheduled during FY 2013 within the Hydroelectric Divisions including turbine inspections at each of the dams, spillgate inspection, electrical transmission line repairs and maintenance, including pole replacement, structural and erosion repairs on dams and levees, suspension bridges upgrades, SCADA standardization and upgrades throughout the system, and the enhancement of an Dam Emergency Action Plan as required by the Texas Commission of Environmental Quality.

Wastewater Utility Operations

A. In the wastewater operations of the Rural Utilities Division, employees will continue to place emphasis on the correction of infiltration and inflow (I & I) into collection systems. It is important that these I & I problems continue to be addressed to reduce potential sources of pollution and to minimize the detrimental impact on plant hydraulic capacities.

B. GBRA initiated an expansion of the Dunlap Wastewater Reclamation System starting in September 2006. The expanded plant, which became operational in early FY 2007, will provide wastewater service for approximately 2,500 new homes in this area of Guadalupe County. During FY 2013, construction is expected to be completed on a sewer main along FM 725 to serve the Mid-Tex Commercial Development and nearby properties along with a new regional wastewater lift station. Additionally, the River Bend Lift Station is scheduled to be replaced at a cost approximating $730,000 in FY 2013.

C. GBRA now operates and maintains twelve wastewater treatment plants. The latest additions include the Johnson Ranch Wastewater Plant, located in Comal County and the Sunfield Municipal Utility District Plant in northern Hays County. The Sunfield plant serves the high growth area east of the City of Buda while the Johnson Ranch plant serves a new subdivision development near the City of Bulverde.

D. GBRA's largest wastewater operation serves the City of Lockhart. This Work Plan reflects the operation of the original City of Lockhart Larremore Street Plant as well as the operation for the newer FM 20 Reclamation Plant.

Water Resource Operations

A. GBRA now operates and maintains water treatment plants for the Cities of Port Lavaca, Luling, San Marcos, and Lockhart. The plants serve other customers including the City of Buda, City of Kyle, Go Forth Special Utility District, Port O'Connor MUD, Monarch Utilities L.P., and the Sunfield MUD. Additionally, GBRA began operation of the 10 MGD Western Canyon Water Treatment Plant in April 2006. This plant serves a number of customers including the Cities of Boerne, Fair Oaks Ranch, and San Antonio, the Canyon Lake Water Supply Corporation as well as the Cordillera, Comal Trace, and Johnson Ranch housing developments.

B. GBRA's Mission, Goals and Objectives emphasize water resource projects and operations, related to both quality and quantity of water. Constituents throughout the river basin recognize the importance of maintaining water quality, while providing sufficient water quantity, especially during times of drought. Fundamental to GBRA's mission is planning and development for the 50-year water demands of the GBRA service area. This emphasis is reflected throughout the Work Plan and Budget.

C. The General Manager and other members of the Management Team continue to put a significant amount of time into water resource development and operations. This staff effort is indicative of the emphasis in this area.

D. GBRA's contract rate for firm water is budgeted to increase 9.6% up to $125 per acre-foot per year. While GBRA is always cognizant of the impact of rate increases on our customers and as a result GBRA tries to minimize rate increases, GBRA was nevertheless compelled to increase the firm water rate higher than normal due to the substantive costs GBRA is incurring related to several environmental issues. Of these environmental issues the most noteworthy related to a federal Endangered Species lawsuit related to the Whooping Crane and a Habitat Conservation Plan related to flows from the Edwards Aquifer. Another cost area that has increased in recent years relates to the development of new water supplies and in particular, GBRA's efforts to development the conjunctive surface and groundwater Mid-Basin Project.

E. Another of GBRA's areas of emphasis is in customer relations, tourism and economic development. The need to assist customers, constituents, and communities in the GBRA District with water and wastewater needs as well as assist with the quality of life in the District has been identified during previous strategic planning meetings. Tourism and economic development related activities which will continue during FY 2013 include development of river paddling trails, work with the Gorge Preservation Society on further development of the Canyon Lake Gorge, initiating architectural work on a GBRA Environmental Learning Center in Comal County, continuing support of the Texas Water Safari, and assisting several community events.

F. The Work Plan and Budget includes a continuing emphasis on flood management activities. Funds are again budgeted for coordination with the National Weather Service and work with local emergency management coordinators. There is also funding for installation of new streamflow gages and operation of streamflow monitoring systems in Comal, Kendall, Guadalupe, and Kerr Counties.

G. Within the Water Resources Division there are funds budgeted for project and studies especially related to the Texas State Water Planning, In-Stream and Environmental Flows, defense of GBRA's water rights from an endangered species lawsuit filed against the State of Texas, an Edwards Aquifer habitat conservation plan, control of aquatic weeds particularly non-native species, the Clean Rivers Program, operational studies of Canyon Reservoir releases, water supply issues in Kendall, Comal, Calhoun and Hays Counties, watershed protection studies, acquisition of new water rights and new groundwater supplies, and the Edwards Aquifer issue.

H. The water quality aspects of water resource management include the operation of the Regional Laboratory in Seguin. GBRA recognizes that the Regional Laboratory is an integral and essential part in the protection of the water resources of the Guadalupe River Basin. Lab personnel do much more than just analyze samples. In addition to analyzing samples and publishing the results, laboratory personnel provide valuable technical

assistance to GBRA's operations, local utilities, and residents within the river basin. They also assist educators throughout the basin.

I. GBRA currently operates five surface water treatment plants including the Port Lavaca, Lockhart, San Marcos, Luling, and Western Canyon Plants. GBRA operates these plants in a manner that include a process called "optimization". Optimization is the concept of operating a water treatment plant to produce a higher quality of treated water than is required by current regulations.

J. On October 1, 2000, GBRA began operating the City of Lockhart's water well system and ground water treatment plant. This operation was initiated pursuant to a contract executed during September 2000 between GBRA and the City. The contract provided that GBRA would assume the City's water treatment plant employees as well as responsibility for all operating, maintenance, and capital improvement requirements of the system. During FY 2005, a treated water pipeline running from the Luling Water Treatment Plant to the City of Lockhart was completed and placed in operation. This pipeline provides the City of Lockhart with a supplemental, high quality water source of up to 1.5 million gallons per day.

K. During FY 2000, GBRA began operation of the Regional Raw Water Delivery System (RRWDS). The RRWDS pumps stored water from the Guadalupe River to the San Marcos Water Treatment Plant as well as to the Hays Energy Limited Partnership electric generating plant and Canyon Regional Water Authority. The total operating revenue budget exclusive of debt service for this project during 2013 is $739,569.

L. GBRA also began operation of a second, similar raw water delivery system during FY 2001. This project consists of a pump station located on Lake Dunlap in Guadalupe County and six miles of pipeline. The project provides cooling water to the Guadalupe Power Partners 1,100 megawatt electric generating plant. The total revenue budget for this pipeline for the 2013 fiscal year is $462,493.

M. In the Calhoun County Rural Water Supply Division, projects to improve system efficiency will continue. GBRA staff will utilize touch-read or radio-control transmitting meters for all new meter installations and upgrade the Ocean Drive portion of the system.

N. GBRA sold the Port O'Connor portion of the Rural Water Supply system to the Port O'Connor Municipal Utility District (MUD) in July 2000. Subsequently the Port O'Connor MUD became a third wholesale customer of the GBRA Port Lavaca Water Treatment Plant along with the City of Port Lavaca and the Calhoun County Rural Water Supply System (CCRWSS). The City of Port Lavaca receives approximately 69% of the water treated by the plant, while the MUD and the CCRWSS receive 18% and 13%, respectively.

O. GBRA staff will continue work with residents and developers as well as City and County officials in Comal and Kendall Counties to determine the need and timing of a future

expansion of GBRA's Western Canyon Project from its current 10 MGD capacity up to 15 MGD. The staff will also be working with county officials and local developers in Comal County to determine the timetable for the construction of wastewater treatment plants to serve the rapidly growing area surrounding the City of Bulverde.

Recreation and Tourism Development

A. GBRA operates three park facilities, including the Coleto Creek Regional Park located in Victoria and Goliad Counties, the Guadalupe Recreation System in Guadalupe County, and the Lake Wood Recreation Area in Gonzales County. These parks provide picnicking, camping and water-oriented recreation for the residents and visitors of this river basin.

B. The Guadalupe Recreation System and the Guadalupe Valley Hydroelectric Division hosts the Texas Electric Lineman Rodeo in July. The rodeo draws approximately 1,800-2,000 participants and visitors to the park for the competition.

C. The GBRA staff recognizes that these recreation operations make a valuable contribution to achievement of GBRA's mission. In fact, public recreation is a specific duty described in GBRA's enabling act. Staff personnel are also involved in tourism development that translates into economic growth and development within the river basin. Staff members are specifically involved in tourism-related activities in Luling, Gonzales, Victoria, Boerne, and Goliad as well as the area near Canyon Reservoir. This effort broadens GBRA's recreation and tourism development activities beyond the limited scope of traditional parks and recreation systems.

All Divisions

A. In the Work Plan and Budget, all divisions are again emphasizing employee and public safety, professional development, and technical training. As part of the Goals and Objectives emphasis on technical assistance and support, it is necessary for the staff to spend sufficient time at training programs and conferences.

B. An employee volunteer program was initiated during FY 2001. While GBRA did not host its typical "Our Day to Shine" volunteer event for all employees and their families this past year, employees separately volunteered many hours of their time throughout the district. GBRA's continued support for this employee volunteer program is included in the FY 2013 budget.

C. GBRA will also continue to emphasize its safety, health and wellness programs.

D. The contribution to the GBRA Employees Retirement Plan is budgeted to remain relatively stable at approximately 12% of total payroll during the coming year. GBRA did alter its retirement benefit to all employees hired after January 1, 2011 from a Defined Benefit Pension Plan to a Defined Contribution Plan. The contribution to the GBRA

Health Insurance Plan is expected to moderately increase due to a continuing inflation trend within the health care industry. The overall employee benefit costs are expected to increase from $3,399,076 in FY 2012 to $3,559,834 in FY 2013.

E. As in previous years, some divisions are not able to afford all of the programs and projects envisioned in the tactical objectives. These deferred items are described later in this section. If time and resources permit, items on this deferred list may be considered as budget amendments and initiated late in the fiscal year.

VII. BUDGET FORMATS

GBRA is comprised of eleven separate operating divisions and the General Division, which provides administrative support and overall leadership. Each operating division has a separate budget that monetarily quantifies the major elements of the plan of work for the fiscal year so that each budget is balanced such that all costs have an equal or greater amount of funding budgeted to pay those costs. Some divisions are divided into one or more systems. Where this occurs, each system has a separate budget in order to facilitate cost accounting, fiscal control, and the setting of appropriate customer charges. Following the individual system budgets, a division level consolidated budget is presented for information purposes only. The budget process is further defined on pages 33-34 of this section.

Each operating division or system has one of two types of budgets, depending upon the type of relationship with the divisions' customers:

A. Some divisions have a budget-to-actual operating relationship with an individual customer. These include the Northcliffe (City of Schertz) Wastewater Treatment Plant, Sunfield Wastewater Treatment Plant, Buda Wastewater Treatment Plant, Port Lavaca Water Treatment Plant, Coleto Creek Reservoir, Luling Water Treatment Plant, Canyon Hydroelectric, Lockhart Wastewater Reclamation System, and Lockhart Water Treatment Plant Divisions. In each case, GBRA prepares an annual budget that is approved by the customer. During the course of the fiscal year, monthly billings are sent to the customer based on that budget. At the end of each fiscal year, the amount of monthly billings is adjusted to the total actual cost of service.

B. The remaining GBRA divisions and systems sell "units of service" to a customer or customers. In each case, the customer(s) pays for the service based upon some unit such as acre-feet of water, kilowatt-hours of electricity, or days of campsite rental. The revenues derived from the customers pay the operating and maintenance, debt service, and capital addition expenses of the division. In these divisions and systems, the income is completely dependent upon the number of units sold.

Each GBRA division budget is organized into two sections:

A. The first section of the budget includes a divisional summary, organizational chart, staffing summary, and budget narrative. The budget narrative includes a description of the division, objectives, and a highlight of the financial information.

B. The second section is comprised of several pages that summarize all of the funds in whole dollar amounts that have been budgeted to flow into and out of the division. The

first two or three pages of this section summarize the entire budget and include operating revenues, operating and maintenance expenses, other sources of income, and uses of funds for purchase of fixed assets, work in progress, and debt service. The end result is a "net change in fund balance" for the division.

The next few pages provide more detail on two expense components of the budget, including details on salaries and wages, and maintenance and repair expenses. Following these detail pages, there are project development activities, construction activities, and specific capital addition budgets that describe in detail any equipment purchases. All of the costs associated with the capital addition budgets are, of course, shown in the previous summary.

VIII. STATISTICAL & FINANCIAL DATA

Statistical and financial data highlighted in tables and graphs that follow in this section provide a listing of GBRA's principal customers, operating statistics, capital improvements, and deferred projects. Additional financial summary and debt service information is also shown later in this section. These are provided to show an overview of GBRA and its resources and to demonstrate that GBRA continues to meet its responsibility for sound financial management.

IX. RATES

A table of rates and rate structures on pages 60-68 in the Financial Summary section summarizes GBRA's existing and proposed rates. The rates proposed for FY 2013 are recommended for approval to the GBRA Board of Directors. The rates with proposed changes from the previous fiscal years rates are lightly shaded in yellow for ease of identification. The budgets have been prepared with the assumption that the rates will be in effect for most of the year, pending contractual requirements to notify customers.

Mission Statement

'The Mission of the Guadalupe-Blanco River Authority is to protect, conserve, reclaim and steward the resources of the district, and provide leadership in regional cooperation in order to enhance quality of life for those we serve.'

♦ Strategic Issues and Priorities

- Public Communication & Education
- Human Resources
- Financial Resources
- Project and Program Development

Public Communication & Education Priority

♦ Strategic Objectives

♦ Objective 1: Enhance communication and education programs.

- Fully utilize public communications consultants.
- Continue distribution of Watershed Awareness video.
- Take GBRA to civic and community leaders.
- Take GBRA to the media.
- Expand outside presentations.
- Enhance Water Education Programs.
- Produce literature and materials that increase public awareness of GBRA mission and programs.
- Sponsor/assist summer teacher workshops.
- Help develop education component for Canyon Gorge project.

♦ Objective 2: Strengthen ties to customers.

- Extend customer confidence reports.
- Increase involvement in Drinking Water Week, Water Utilities Week.
- Increase customer/community awareness of GBRA.
- Produce more feature stories about GBRA.
- Create an Advisory Group for appropriate GBRA operations and plants.

♦ Objective 3: Increase public involvement and identification.

- Maximize Board Meeting opportunities.
- Schedule regular public forums.
- Develop interest group identification and strategy.

Human Resource Policy

♦ Strategic Objectives

♦ Objective 1: Identify and plan for staffing needs.

- Expediently recruit and employ employees needed for new projects.
- Identify advertising and recruiting techniques for finding high quality candidates.

♦ Objective 2: Use the Human Resources Department more effectively.

- Provide support to supervisors in management and disciplinary actions.
- Identify and address problem areas in an effort to prevent the need for discipline.
- Provide and render aid in counseling procedures.

♦ Objective 3: Review the employee performance assessment process.

- Discuss suggested improvements with supervisors.
- Review forms used to conduct the assessment.
- Make recommendations and implement new process or changes, as warranted.

♦ Objective 4: Initiate succession planning and enhance knowledge and expertise of supervisory staff.

- Determine training & certifications needs of employees required for progression.
- Examine cross training needs within divisions.
- Expand employee development in leadership and supervisory skills.

♦ Objective 5: Re-evaluate HR policies for effectiveness.

- Review the written guidelines of the hiring process.
- Review and update the Employee Manual.
- Draft new policies where warranted.
- Schedule employee discussion meetings on new policies and Manual.

♦ Objective 6: Review and enhance employee benefit programs.

- Periodically compare benefits to similar agencies through benefits surveys.
- Recommend changes based upon survey findings.
- Promote the benefits package to Board of Directors and employees.

Financial Resources Priority

♦ Strategic Objectives

♦ Objective 1: Conduct rate reviews to bring rates in line with project needs.

- Compile water supply, rural water, rural utilities, and laboratory rate studies.
- Prepare Water Resources Rate Study to coincide with the budget.
- Consider engaging consultants to assist with rate design and study preparation.
- Prepare Guadalupe Valley Hydroelectric Rate Study as needed.

♦ Objective 2: Explore grant opportunities.

- Engage the services of a grant writer(s).
- Identify current projects and studies that have grant funding possibilities.
- Review the annual budget for grant opportunities.

♦ Objective 3: Identify financial reserve goals.

- Establish short-term and mid-term financial reserve goals.
- Include financial reserve goals in rate studies/reviews.

♦ Objective 4: Review budget policy.

- Continue application of budget policy including "fiscal impact" comments on items requiring Board action, and comments concerning the effect on financial reserve goals.
- Continue application of budget policy related to "priority and timing" determinations for non-budgeted costs.

♦ Objective 5: Update and rewrite the Five Year Financial Plan.

- Stress continuance of revenue diversification.
- Prepare updates as needed.
- Emphasize each operation's share and responsibility for the organization's financial goals.

♦ Objective 6: Encourage retail operations.

- Seek retail operations, such as including retail proposals in negotiations with developers.
- File CCN's where necessary.
- Insure rate design flexibility in contracts.
- Allow "impact fee" studies in contracts

Project & Program Development

♦ Strategic Objectives

♦ Objective 1: Undertake and complete needed studies in a timely manner.

- Canyon Lake Water Quality.
- EAA Habitat Conservation Plan.
- Regional water quality and wastewater treatment programs.
- Canyon Lake Seasonal Pool.
- Clean Rivers.
- Gulf Coast Aquifer.
- Canyon Permit and Compliance Program.
- Aquatic Weed and Hydro Lake Management.
- Provide assistance to Guadalupe Blanco River Trust and San Antonio Bay Foundation.

♦ Objective 2: Complete planning & seek permit amendments for new initiatives.

- Senate Bill Planning, phase 2 and 3.
- New water rights acquisitions.

♦ Objective 3: Finish design and construction on facilities and projects spanning up to the next 10 years.

- Western Canyon Water Supply.
- New Retail - Cordillera, Couser, Comal Trace, and Johnson Ranch.
- Mid-Basin Project.
- Luling WTP Expansion.
- Dunlap Regional Wastewater Collection and Lift Station System.
- Environmental Learning Centers.
- Basin-wide Telemetry.
- Gauging stations.

Project & Program Development

- **Objective 4: Research and develop new areas for growth in water operations.**
  - Secure and extend existing contracts for services.
  - Enhance Small Developments and technical assistance.
  - Guadalupe Delta modeling.
  - Water/wastewater reuse.
  - Regional sludge handling.
  - Groundwater development.
  - Industrial water/wastewater reuse.
  - TMDL/BAYS.
  - Participate in development of State Water Plan.
  - Firm up lower basin water rights.

Map of River Basin

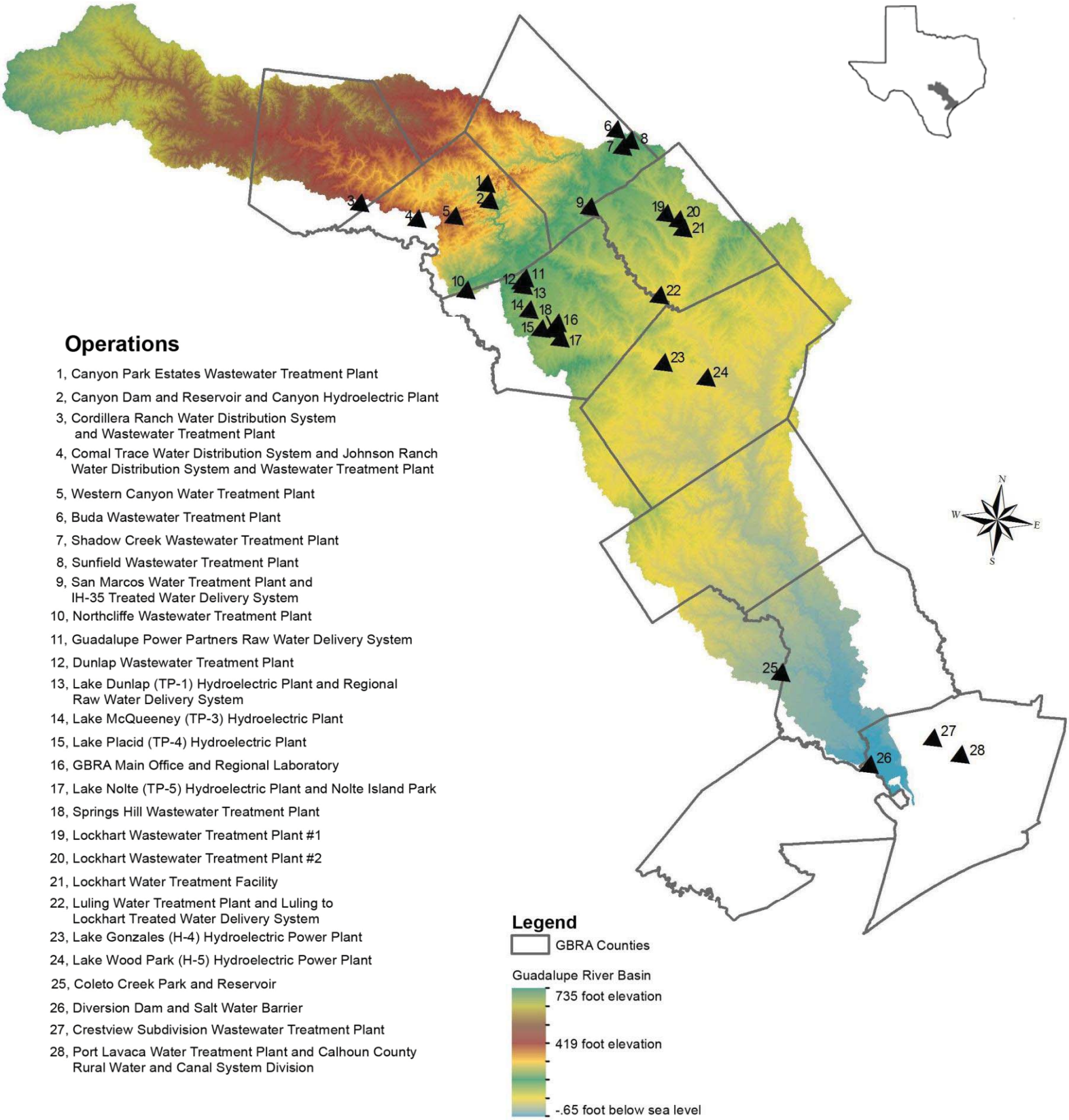

Operations

1, Canyon Park Estates Wastewater Treatment Plant
2, Canyon Dam and Reservoir and Canyon Hydroelectric Plant
3, Cordillera Ranch Water Distribution System and Wastewater Treatment Plant
4, Comal Trace Water Distribution System and Johnson Ranch Water Distribution System and Wastewater Treatment Plant
5, Western Canyon Water Treatment Plant
6, Buda Wastewater Treatment Plant
7, Shadow Creek Wastewater Treatment Plant
8, Sunfield Wastewater Treatment Plant
9, San Marcos Water Treatment Plant and IH-35 Treated Water Delivery System
10, Northcliffe Wastewater Treatment Plant
11, Guadalupe Power Partners Raw Water Delivery System
12, Dunlap Wastewater Treatment Plant
13, Lake Dunlap (TP-1) Hydroelectric Plant and Regional Raw Water Delivery System
14, Lake McQueeney (TP-3) Hydroelectric Plant
15, Lake Placid (TP-4) Hydroelectric Plant
16, GBRA Main Office and Regional Laboratory
17, Lake Nolte (TP-5) Hydroelectric Plant and Nolte Island Park
18, Springs Hill Wastewater Treatment Plant
19, Lockhart Wastewater Treatment Plant #1
20, Lockhart Wastewater Treatment Plant #2
21, Lockhart Water Treatment Facility
22, Luling Water Treatment Plant and Luling to Lockhart Treated Water Delivery System
23, Lake Gonzales (H-4) Hydroelectric Power Plant
24, Lake Wood Park (H-5) Hydroelectric Power Plant
25, Coleto Creek Park and Reservoir
26, Diversion Dam and Salt Water Barrier
27, Crestview Subdivision Wastewater Treatment Plant
28, Port Lavaca Water Treatment Plant and Calhoun County Rural Water and Canal System Division

Statistical Data

Rivers:

Guadalupe
- Total River Miles 431.6
- Average Discharge ..... 1,240,000 acre-feet/year

Blanco
- Total River Miles 89.8
- Average Discharge ..... 110,100 acre-feet/year

San Marcos
- Total River Miles 74.2
- Average Discharge ..... 259,400 acre-feet/year

Comal
- Total River Miles 2.0
- Average Discharge ..... 219,800 acre-feet/year

Dams and Reservoirs:

Canyon Conservation Pool
- Capacity ..... 386,210 acre-feet
- Surface Area ..... 8,240 acres
- Elevation ..... 909.0 ft. (MSL)

Canyon Flood Control Pool
- Capacity ..... 346,000 acre-feet
- Surface Area ..... 12,890 acres
- Elevation ..... 943.0 ft. (MSL)

Coleto Creek
- Capacity ..... 35,084 acre-feet
- Surface Area ..... 3,100 acres
- Elevation ..... 98.0 ft. (MSL)

Dunlap
- Capacity ..... 5,900 acre-feet
- Surface Area ..... 410 acres

McQueeney
- Capacity ..... 5,050 acre-feet
- Surface Area ..... 400 acres

TP-4
- Capacity ..... 2,624 acre-feet
- Surface Area ..... 248 acres

Nolte
- Capacity ..... 1,550 acre-feet
- Surface Area ..... 153 acres

H-4
- Capacity ..... 6,500 acre-feet
- Surface Area ..... 696 acres

H-5
- Capacity ..... 4,000 acre-feet
- Surface Area ..... 488 acres

Lower Guadalupe Diversion Dam and Salt Water Barrier
- Capacity ..... 600 acre-feet
- Surface Area ..... 100 acres

General Information

Guadalupe-Blanco River Authority

Created under ..... Vernon's Civil Statutes, Article 8280-106
Year Created 1935
Domicile ..... New Braunfels, Texas
Last Revision of Enabling Act 1975
Last Revision of Bylaws 2012
Population of District 624,049
Area of District ..... 7,300 square miles
Average Annual Rainfall of District ..... 33.02 In.
Web-site ..... www.gbra.org

GBRA Offices

GENERAL OFFICE	933 E. COURT STREET	SEGUIN, TEXAS
Buda Wastewater Treatment Plant	575 Garison Road	Buda, Texas
Calhoun Canal, Port Lavaca WTP, Calhoun County Rural Water	Hwy. 316, Magnolia Beach Road	Port Lavaca, Texas
Coleto Creek Park and Reservoir	365 Coleto Park Road	Fannin, Texas
Hydroelectric Divisions, Rural Utilities, Water Sales and Laboratory	933 E. Court Street	Seguin, Texas
Lake Wood Recreation Area	167 County Road 254	Gonzales, Texas
Lockhart Wastewater Reclamation System	4435 FM 20 North	Lockhart, Texas
Lockhart Water Treatment Plant	547 Old McMahan Road	Lockhart, Texas
Luling Water Treatment Plant	350 Memorial Drive	Luling, Texas
San Marcos Water Treatment Plant	91 Old Bastrop Road	San Marcos, Texas
Western Canyon Division	4775 South Cranesmill Rd.	Canyon Lake, Texas

GBRA Operational Chart

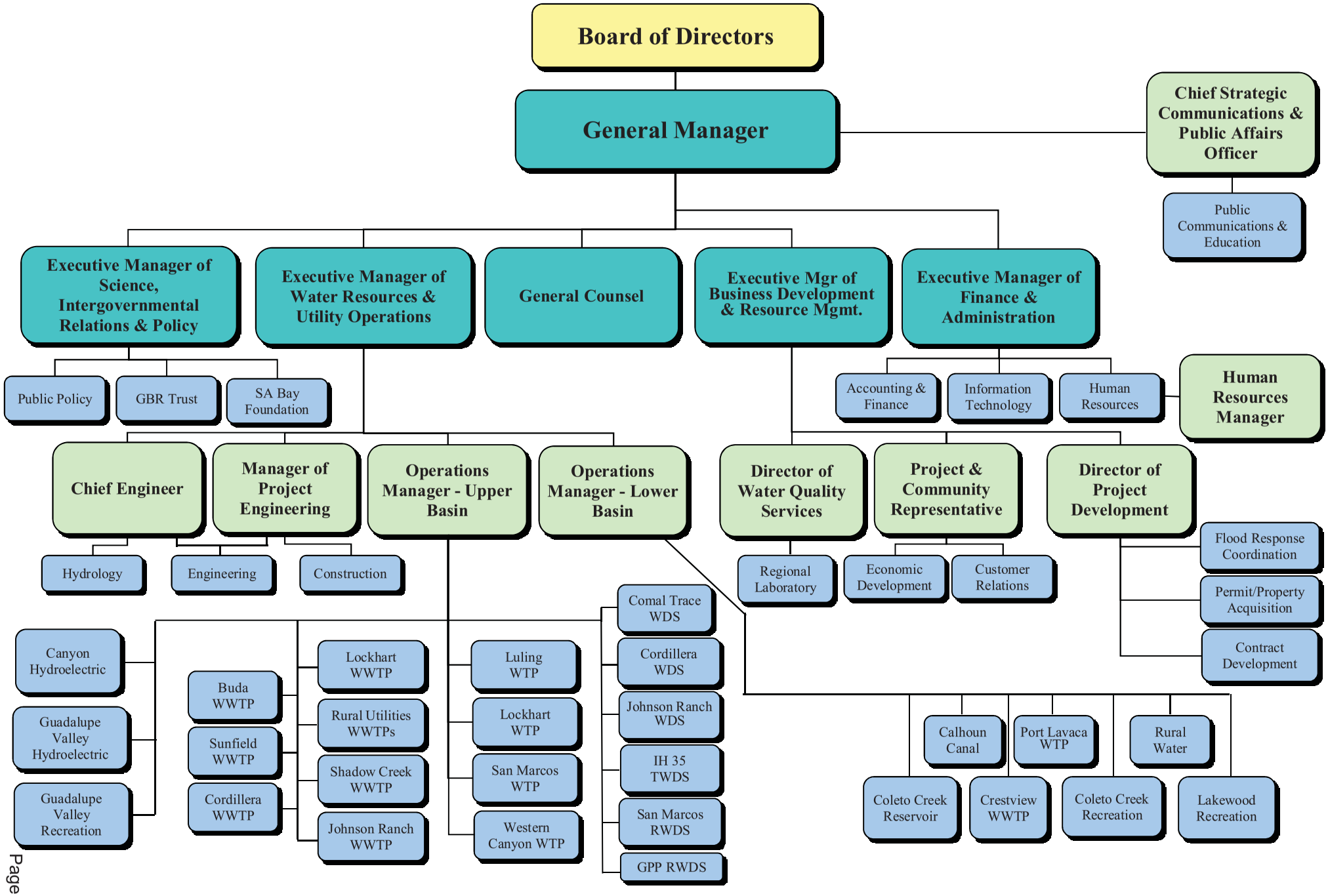

GBRA District Demographics

GBRA's service area is geographically part of south central Texas. It stretches from the Hill Country through the I-35 Corridor and on to the Gulf Coast. GBRA's service area includes ten-counties and more than seventy cities and communities. This geographic diversity in turn provides economic diversity with a unique combination of agriculture, oil and gas, defense, high tech and heavy industry.

GBRA provides a variety of services to rural water corporations, electric cooperatives, industries and individuals within this ten-county district. The array of services includes water sales and distribution, water treatment, wastewater treatment, hydroelectric generation, laboratory analysis and recreation opportunities.

This diversity allows the local economy to be among the State's growth leaders and outpace the national economy as well as weather the effects of any global economic problems better than other areas may. The local economy is also being spurred by tremendous population growth along the I-35 Corridor and the Eagle Ford Shale oil boom. Indicative of the population boom is the fact that the cities of Austin and San Antonio are both listed in the top ten of cities which have grown the most during the last ten years. The graphs below and on the following page portray the population and economic base within GBRA's ten-county district.

COUNTY	HIGH SCHOOL GRADUATE OR EQUIV.	BACHELOR DEGREE OR HIGHER
Caldwell	75%	14%
Calhoun	75%	14%
Comal	89%	32%
DeWitt	74%	12%
Gonzales	67%	15%
Guadalupe	84%	24%
Hays	82%	32%
Kendall	91%	37%
Refugio	72%	11%
Victoria	80%	17%

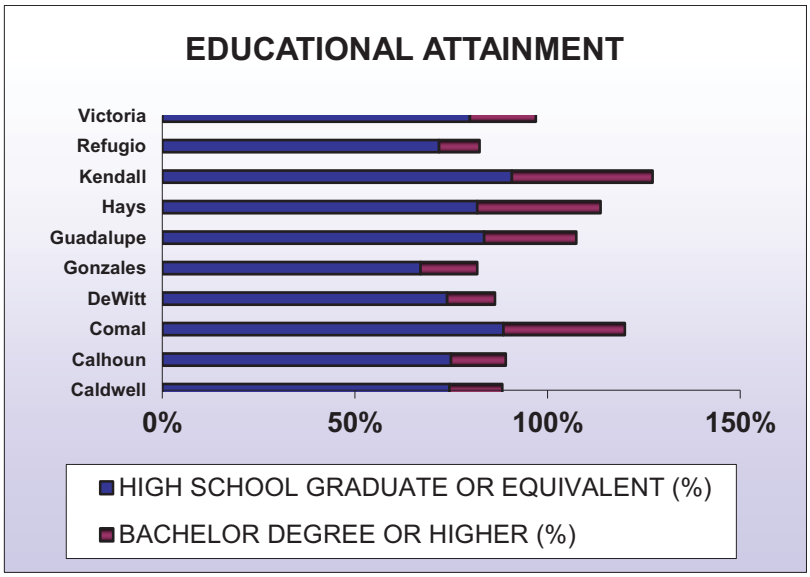

SOURCE: U.S. Census Bureau, Census 2010

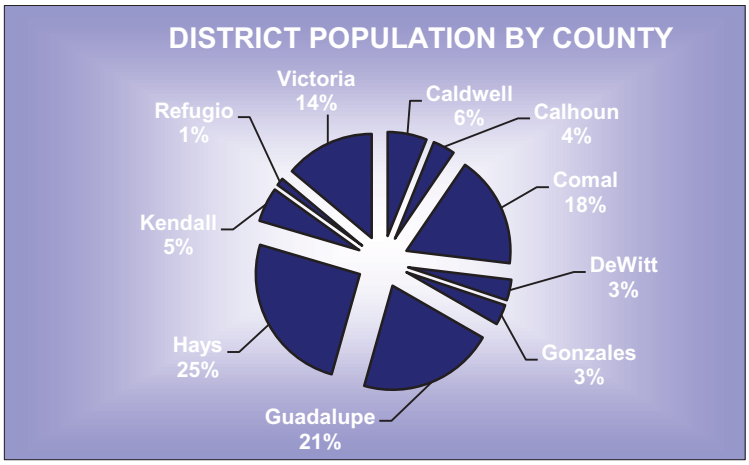

COUNTY	POPULATION
Hays	157,107
Guadalupe	131,533
Comal	108,472
Victoria	86,793
Caldwell	38,066
Kendall	33,410
Calhoun	21,381
DeWitt	20,097
Gonzales	19,807
Refugio	7,383

SOURCE: U.S. Census Bureau, Census 2010

COUNTY	PER CAPITA INCOME
Kendall	24,619
Comal	21,914
Hays	19,931
Guadalupe	18,430
Victoria	18,379
Calhoun	17,125
Refugio	15,481
Caldwell	15,099
DeWitt	14,780
Gonzales	14,269

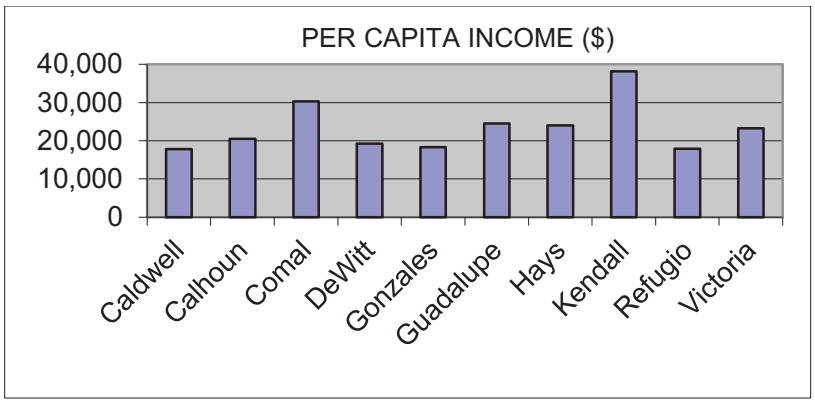

SOURCE: U.S. Census Bureau, Census 2010

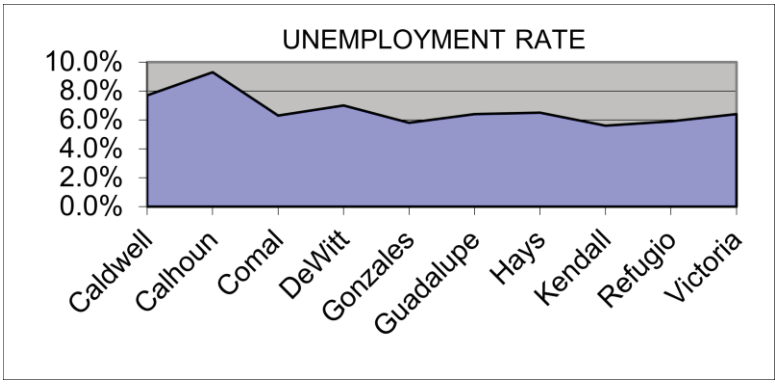

SOURCE: WashingtonPost.com as of April 2011

COUNTY	UNEMPLOYMENT RATE
Calhoun	9.3%
Caldwell	7.7%
DeWitt	7.0%
Hays	6.5%
Guadalupe	6.4%
Victoria	6.4%
Comal	6.3%
Refugio	5.9%
Gonzales	5.8%
Kendall	5.6%
Texas	7.7%
U.S.	8.7%

GBRA Community Involvement

The GBRA Volunteer Program was founded in September 2000 to help improve the quality of life in the communities we serve. GBRA employees, who receive no pay for their volunteer service, donate their time, energy, talents and skills to help needy individuals and non-profit organizations engaged in civic, health, education, social services and other charitable pursuits. The programs annual highlight is "Our Day to Shine" – a full-day event dedicated to one significant project that has a broad community impact. Over the past decade, employee volunteers and their families from each division of GBRA have assisted the following people and organizations during the annual "Our Day to Shine" events:

- 2001-Cuero Flood Victims
- 2002-Baptist Children's Home in Luling
- 2003-Family Violence Shelter in Victoria
- 2004-Emergency Shelter in San Marcos
- 2005-Daule Park Community Center in Cuero
- 2006-Seguin Activity Center
- 2007-Victoria Community College Satellite Campus in Port Lavaca
- 2008-Senior Citizens Center and Handicap Homeowners in Comal County
- 2009-Victoria Boys and Girls Club in Victoria
- 2010-The Lodge Children's Shelter in Guadalupe County
- 2011-Gonzales Christian Assistance Ministries (GCAM)

Rising To Serve
GBRA Volunteers

Another significant event that GBRA volunteers participate in is the Annual Relay for Life event benefiting the American Cancer Society. GBRA volunteers, the "River Wranglers", come together to form a team in Guadalupe County. In addition to these events, volunteers also participated in activities such as Toys for Tots, Blue Santa, Coats for Kids, food drives, serving meals in the community, school supplies for needy children, working at community functions, youth and church activities and many others.

Employees take great pride in giving back to their community. Each year employees seek new avenues to improve the quality of life for people throughout the GBRA district. Since the inception of the program in 2000, employees have contributed 26,682 hours to the communities within GBRA's service area. The GBRA Scholarship program has also been formed through the volunteer program. Each spring GBRA receives applications from potential recipients. In 2012, the program awarded $8,000 in scholarships to three graduating seniors in our service area and one student of a GBRA employee.

GBRA also makes an economic impact within its ten-county district by its employment base and by supporting local businesses. This table identifies the amount of money that GBRA has put back into the economy of the communities within the GBRA service area during the last year:

County	*Amount*	*County*	*Amount*
Caldwell	$1,353,332	**Guadalupe**	$6,034,724
Calhoun	1,568,611	**Hays**	3,218,034
Comal	900,447	**Kendall**	134,033
DeWitt	3,095	**Refugio**	85
Gonzales	179,402	**Victoria**	1,481,652
Total			$14,873,715

Dedication to Customers

GBRA's ability to meet the social and economic demands of customers and constituents throughout GBRA's ten-county service area and the surrounding communities wouldn't be possible without the dedication and talent of its employees. GBRA employees perform a multitude of tasks as part of their daily routine. In an effort to accomplish these tasks, employees receive continual training throughout the year. Training varies throughout the organization and includes seminars, certifications, technical, computer, supervisory, personal development, safety, cross training, succession planning and other educational opportunities. Employees in the operating plants are either certified water or wastewater operators and in fact, several employees hold dual licenses. This dual certification allows flexibility and reliable coverage among operating systems. Employees hold many other certifications in systems throughout the organization. In addition to external training and certifications, employees receive valuable on-the-job training. GBRA actively participates in safety and preventative maintenance programs to ensure the health of the employees and their surrounding work environments. The level of experience and commitment of employees is evident from the accompanying table identifying the 2,395 years in the GBRA workforce.

YRS OF SERVICE	NUMBER OF EMPLOYEES
35-40	12
30-34	18
25-29	13
20-24	14
15-19	8
10-14	23
05-09	25
4 or less	40

Employee training, tenure, and dedication contribute to GBRA's ability to meet and exceed permit requirements from regulatory agencies. In fact, this commitment to exceed regulations and staff's concern for public welfare is exemplified by the Cordillera Ranch Wastewater Treatment Plant (WWTP) which earned the Municipal Wastewater Treatment Plant of the Year Category 1 Award from the Water Environment Association of Texas (WEAT). According to WEAT Awards Committee Chair Kimberly Chanslor, P.E., the award is "presented to a municipal wastewater treatment plant in Texas that has consistently exhibited outstanding performance of daily activites beyond the normal call of duty." Utilizing new state of the art technology and organized work areas, the Cordillera Team has been able to operate the Cordillera Ranch WWTP so that it consistently produces high quality effluent for golf course reuse, while at the same time maintaining all equipment and ensuring a safe work environment.

With funding by the Environmental Protection Agency (EPA), through the Texas Commission on Environmental Quality (TCEQ) Clean Water Act Section 319(h) Nonpoint Pollution Grant Program, skilled professionals at GBRA have designed and installed 28 customized watershed and water quality kiosks at locations throughout the Guadalupe River Basin and in other areas of Texas. The kiosks display educational modules by touch screen, and the user can listen to mini-lessons on a myriad of water subjects, such as watersheds and non-point source pollution, the wastewater treatment process, and the operation and maintenance of aerobic and conventional septic systems. The kiosks also include links to real-time data for the various local watersheds, allowing the users to look at the current temperature, pH, dissolved oxygen, conductivity, turbidity, and flow. Additionally, other links such as the TCEQ Clean Rivers Program, GBRA, watershed protection plans, and local websites are available for historical data. These kiosks are provided as a means to educate citizens about their local water resources and encourage them to conserve and protect the water now and for future generations.

List of Principal Customers

Guadalupe Valley Electric Cooperative
New Braunfels Utilities
Coleto Creek Park Customers
Lake Wood Recreational Park Customers
Nolte Island Park Customers
Regional Laboratory Customers

City of Buda
City of Lockhart
City of Schertz
City of Seguin
Cordillera Ranch
North Hays County MUD #1
Sunfield Municipal Utility District
Texas Department of Transportation

POWER SALES & OTHER SERVICES

WATER SALES CUSTOMERS

Canyon Lake Water Supply Corp.
Canyon Regional Water Authority
City of Boerne
City of Buda
City of Fair Oaks Ranch
City of Kyle
City of Port Lavaca
City of San Marcos
City of Seguin
Coleto Creek Power, LP
Cordillera Ranch
Crystal Clear Water Supply Corporation
Guadalupe Power Partners
Hays Energy Limited Partnership
Ineos Nitriles Green Lake Plant
New Braunfels Utilities
San Antonio Water System
Springs Hill Water Supply Corporation
Sunfield Municipal Utility District

WASTEWATER TREATMENT CUSTOMERS

WATER TREATMENT CUSTOMERS

Calhoun County Rural Water Corporation
City of Boerne
City of Buda
City of Fair Oaks Ranch
City of Kyle
City of Lockhart
City of Luling
City of Port Lavaca
City of San Marcos
Cordillera Ranch
Goforth Special Utility District
Port O'Connor Municipal Utility District
San Antonio Water System
Sunfield Municipal Utility District

Operating Statistics

Operating Statistics	Actual			Budget	
	FY 2009	FY 2010	FY 2011	FY 2012	FY 2013
Water Treatment Customers:					
Total Retail Water Distributed (Gal.)					
Calhoun County Rural Water Division	87,252,000	71,381,000	91,070,000	85,499,000	85,948000
Cordillera WDS	42,568,000	49,143,000	60,457,000	45,000,000	50,000,000
Total Water Treated (Gal.)					
Lockhart Water Treatment Plant	554,970,000	542,137,000	613,240,000	111,500,000	106,884,000
Luling Water Treatment Plant	677,043,000	634,399,000	675,179,000	705,180,000	700,070,000
Port Lavaca Water Treatment Plant	739,501,000	630,210,000	752,918,000	694,470,000	719,530,000
San Marcos Water Treatment Plant	2,773,635,000	2,685,046,000	3,209,012,000	3,155,751,000	3,262,019,000
Western Canyon Water Treatment Plant	3,669,842,000	3,722,663,000	3,446,937,000	3,700,000,000	3,700,000,000
Wastewater Treatment Customers:					
Total Wastewater Treated (Gal.)					
Buda Wastewater Treatment Plant	273,300,000	339,800,000	331,430,000	401,500,000	412,500,000
Crestview Subdivision WWTP	2,184,018	3,059,616	2,291,900	2,929,000	2,929,000
Lockhart Wastewater Reclamation System	380,250,000	465,830,000	429,580,000	515,092,000	474,570,000
Rural Utilities Division	168,400,000	239,600,000	195,800,000	150,000,000	180,000,000
Shadow Creek WWTP	35,980,000	41,010,000	38,160,000	43,290,000	43,700,000
Sunfield Wastewater Treatment Plant	---	2,560,000	9,970,000	23,725,000	23,725,000
Water Sales Customers:					
Rice Irrigation First Crop (Acres)					
Calhoun Canal System	2,153	2,177	2,249	2,200	2,200
Water Delivered (Gal.)					
Guadalupe Power Partners RWDS	1,146,655,000	998,991,000	900,513,000	1,100,000,000	1,031,900,000
IH 35 TWDS	977,023,000	748,182,000	1,048,670,000	1,055,580,000	1,223,494,000
Regional RWDS	2,908,782,000	3,280,168,000	3,336,852,000	4,168,044,000	4,266,100,000
Power Sales:					
Total Generation (kWh)					
Guadalupe Valley Hydroelectric Division	25,726,200	71,633,300	42,126,000	62,786,557	62,786,557
Canyon Hydroelectric Division	2,415,841	17,716,632	7,566,158	25,210,000	25,210,000

Operating Statistics

Operating Statistics (cont.)	Actual			Budget	
	FY 2009	FY 2010	FY 2011	FY 2012	FY 2013
Other Services:					
Annual Permits					
Coleto Creek Regional Park	252	254	259	325	350
Lake Wood Recreational Park	17	18	19	18	19
Camping Permits					
Coleto Creek Regional Park	12,941	12,393	13,133	16,000	17,000
Lake Wood Recreational Park	2,995	3,204	4,266	3,800	4,476
Cabin Permits					
Coleto Creek Regional Park	725	717	766	950	1,100
Day Use Permits					
Coleto Creek Regional Park	15,139	14,465	16,331	17,000	18,500
Lake Wood Recreational Park	2,739	2,776	2,588	2,800	2,700

Source: GBRA Comprehensive Annual Financial Report

Budget Process Overview

Budget Preparation and Adoption

The budget is a tool used to assist GBRA in projecting customer needs, financial standing, and opportunities for the upcoming Fiscal Year. Every employee is involved in the budget – whether it is in preparation, implementation, administration, or evaluation. The Finance and Administration department is ultimately responsible for the preparation and production of the budget. In order to ensure the budget is complete by the beginning of the Fiscal Year as set in the "By-laws," the budget preparations begin at least six months prior to the end of the Fiscal Year. The Fiscal Year for GBRA begins on September 1 and ends August 31. Budget preparations begin with management meetings discussing goals, objectives, projects, interdepartmental labor transfers, and deadlines. The next three months involve the routing of various schedules between the accounting department and managers for input, review, and changes. During mid-June, the divisions with cost of service contracts begin submitting their proposed budgets to the customers for review. Meetings are held and the budgets are modified as necessary. After all revisions are made, the GBRA Board is presented in July with a draft budget for review. The final budget is adopted at the August board meeting and becomes effective on September 1.

Budget Amendments

Management control of the budget is maintained by conducting quarterly budget feedback reviews throughout the Fiscal Year. During these reviews, managers focus on financial standings, completed projects, and upcoming projects or tasks. This allows for the opportunity to check for accuracy and evaluate the need for any budget revisions. As the need arises during the Fiscal Year, GBRA may amend the budget. The proposed amendment is reviewed by managers and submitted with background information to the Board for approval. Following actual Board approval, the information is transferred to the Finance and Administration department for input to the budget document. The change will be subsequently reflected in the budget to actual comparison reports that are printed monthly. Transfers between divisions will also require a budget amendment approved by the Board of Directors as do each non-budgeted expenditures which exceeds an amount to be established coincident with the budget approval each year. The General Manager is however authorized to expend non-budgeted funds if emergency conditions exist which jeopardize public health, property, or would cause unreasonable economic loss to GBRA. In such circumstances, a budget amendment for the expenditure of emergency funds shall be later ratified by the Board of Directors. (GBRA Board Policy, 409 - Budgets).

Budget Basis

Annual budgets are prepared on a full accrual basis and presented in whole dollars. Not only are expenditures recognized when a commitment is made, but revenues are also recognized when they are obligated to the Authority. The Comprehensive Annual Financial Report (CAFR) shows the status of GBRA's finances on the basis of "generally accepted accounting principles" (GAAP). In most cases this conforms to the way the budget is prepared. Three exceptions are the treatment of depreciation and amortization expense (these are not shown in the budget, although the full purchase price of equipment and capital improvements is, while purchases of capital improvements are depreciated and amortized in the CAFR); deferred costs and expenses (these deferred costs and expenses are not shown in the budget, but are recognized in the CAFR); and compensated absences (accrued but unused vacation leave) are not recognized in the budget.

Budget Calendar

Date	*Task*
March 14	Meeting to review General and Water Supply projects and other major work
March 14	Update budget forms will be available on computer network
April 8	Memos due for all divisions requesting tech. assist./inter-divisional transfers
April 8	Staffing and wage classifications due (without wages) for all departments and divisions
April 13	Breakdown of hours due for all departments and divisions
April 13	Schedule of Special Accounts due for General and Water Supply
April 20	Schedules, narratives, objectives, rates & 5 Year Capital Improvement Plan due for the following systems: General, Sunfield WWTP, Water Supply, Regional Lab, Buda WWTP, Coleto Creek Reservoir, Canyon Hydroelectric, Luling WTP, Lockhart WTP Lockhart WWTP
May 4	Schedules, narratives, objectives, rates & 5 Year Capital Improvement Plan due for the following systems: Shadow Creek WWTP, Northcliffe WWTP, San Marcos WTP, Port Lavaca WTP, Rural Water Distribution System
May 25	Schedules, narratives, objectives, rates & 5 Year Capital Improvement Plan due for the following systems: G.V. Hydroelectric, remaining Rural Utilities systems, Calhoun Canal, Western Canyon Retail, Cordillera WDS, Cordillera WWTP, Comal Trace WDS, Johnson Ranch WDS, Johnson Ranch WWTP, Coleto Creek Recreation
Early June	Meet with Executive Committee to discuss wages
Early June	Meet with Dow Chemical/Union Carbide to discuss pump station
Mid June	Meet with customers to discuss contractual budgets (including GVEC)
NLT June 15	Mail *Sunfield WWTP* budget to Sunfield MUD
NLT June 15	Mail *Coleto Creek Reservoir* budget to Coleto Power Group, LP
NLT July 1	Mail *Shadow Creek WWTP* budget to North Hays County MUD
NLT July 1	Mail *Buda WWTP* budget to City of Buda
NLT July 1	Mail *Canyon Hydro* budget to New Braunfels Utilities
NLT July 1	Mail *Lockhart WWTP & WTP* budgets to the City of Lockhart
Early July	Technical committee meets to discuss Coleto Creek Reservoir budget
Mid July	Meet with NBU to discuss budget
Mid July	Meet with City Staffs of Luling, Lockhart, Port Lavaca, Schertz, and Buda
NLT July 13	Mail proposed budgets to GBRA Board members
NLT July 15	Mail *G.V. Hydroelectric* budget to GVEC (not a contract requirement)
NLT July 15	Mail *Northcliffe WWTP* budget to City of Schertz
NLT July 15	Mail *Springs Hill* WWTP budget to City of Seguin
NLT July 15	Mail *Port Lavaca* budget to the City of Port Lavaca
NLT July 15	Mail *Calhoun County RW* budget to Rural Water Board
NLT July 15	Mail *Luling WTP* budget to the City of Luling
July 18	Review proposed budgets with GBRA Board
July 20	Schedule of proposed salary increases due
Late July	Meet with City of Port Lavaca to discuss budget
Late July	Meet with Pt. O'Connor MUD Board to discuss budget
Late July	Meet with Rural Water Board to discuss budget
Late July	Meet with Luling City Council
Late July	Meet with Lockhart City Council
August 1	Mail *Cordillera* budgets to Cordillera Ranch, LTD
August 1	Mail *Johnson Ranch* budgets to DH Investment
August 15	Board scheduled to approve 2013 budgets

GBRA Organizational Chart

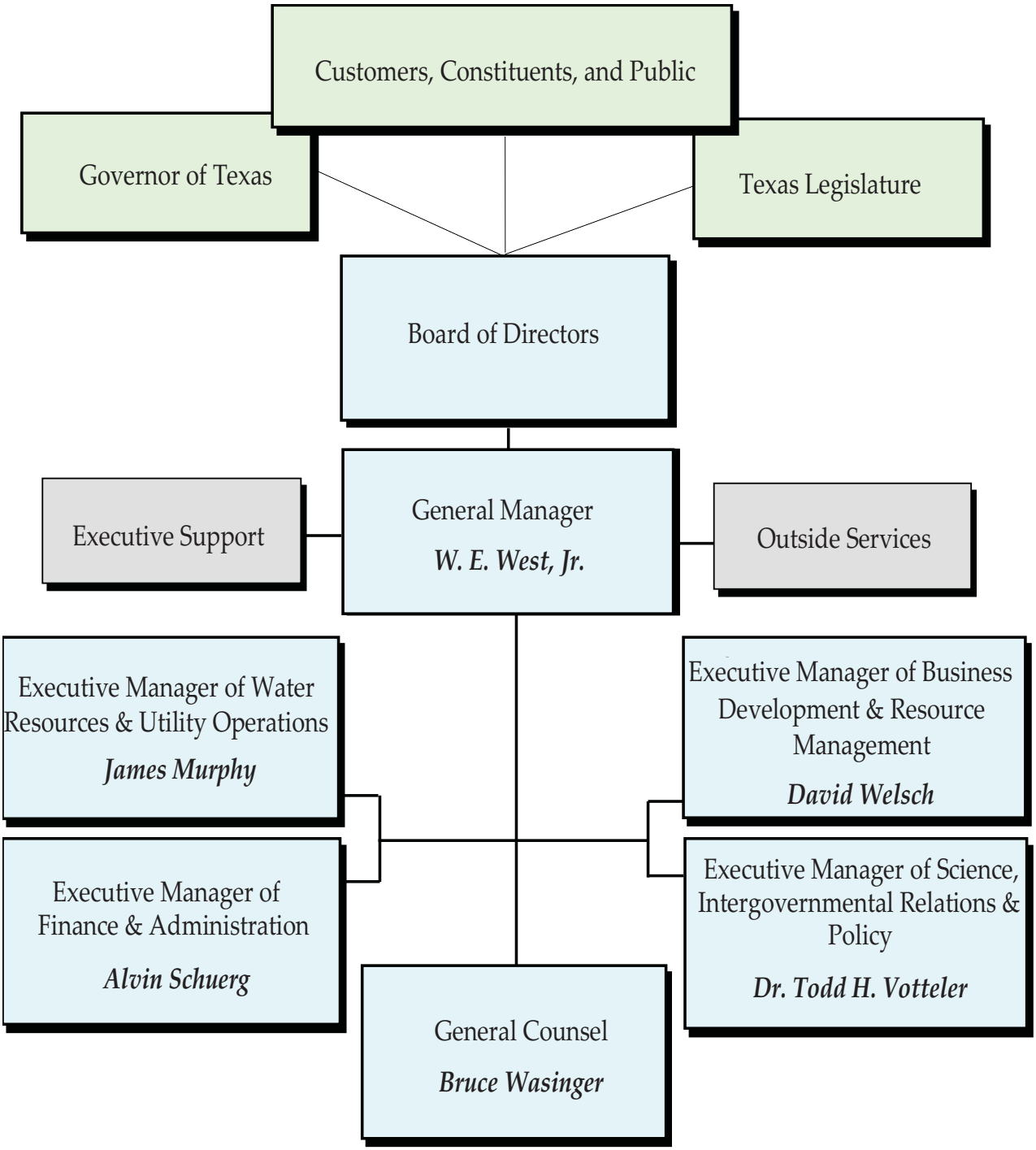

Organizational Leaders

GBRA is much more than a collection of buildings, divisions, plants and equipment. While these facilities are vital, our Directors and Employees – with their talents, specialized skills, hard-earned certificates and willingness to serve – are the difference-makers, performing their jobs with pride and dedication. The tables below identify GBRA's current leaders and their length of service with GBRA.

Board of Directors

NAME	POSITION	TERM EXPIRES	COUNTY REPRESENTING
Grace G. Kunde	Chair	2/1/15	Guadalupe
Oscar H. Fogle	Vice-Chair	2/1/17	Caldwell
James L. Powers	Sec/Treas	2/1/13	Hays
Myrna P. McLeroy	Director	2/1/13	Gonzales
Frank J. Pagel	Director	2/1/13	Refugio
Tommy Mathews	Director	2/1/15	Kendall
Dennis L. Patillo	Director	2/1/15	Victoria
Rusty Brockman	Director	2/1/17	Comal
Vacant	Director		Calhoun

Management Team

NAME	POSITION	YEARS SERVICE
EXECUTIVE STAFF		
William E. West, Jr.	General Manager	19
David M. Welsch	Executive Mgr of Business Development & Resource Mgmt	40
Alvin Schuerg	Executive Manager of Finance & Administration	32
Dr. Todd H. Votteler	Executive Manager of Science, Intergov't Relations & Policy	13
James Murphy	Executive Manager of Water Resources & Utility Operations	5
Bruce Wasinger	General Counsel	5
MANAGEMENT STAFF		
Vacant	Director of Project Development	-
Bryan Serold	Operations Manager – Lower Basin	37
Debbie Magin	Director of Water Quality Services	37
Thomas Hill	Chief Engineer	37
John Smith	Operations Manager – Upper Basin	32
Gary Asbury	Manager of Project Engineering	13
Barbara Gunn	Human Resources Manager	11
Teresa Van Booven	Project & Community Representative	10
LaMarriol Smith	Chief Strategic Communications & Public Affairs Officer	6
	Total Years of Service	**297**

Staffing Summary

Total Authorized Positions by Year

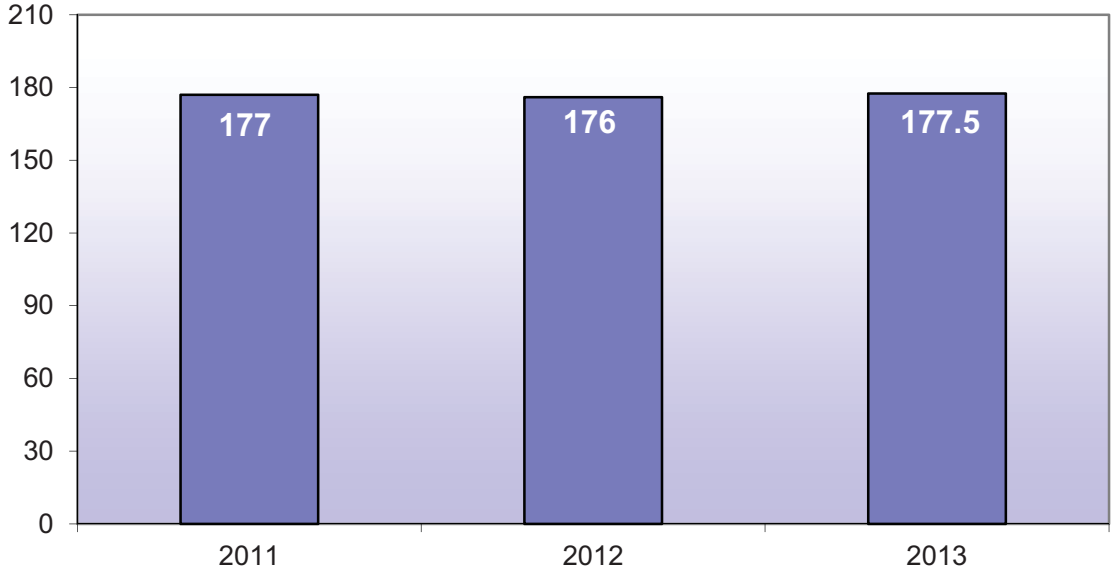

Authorized Positions by Division

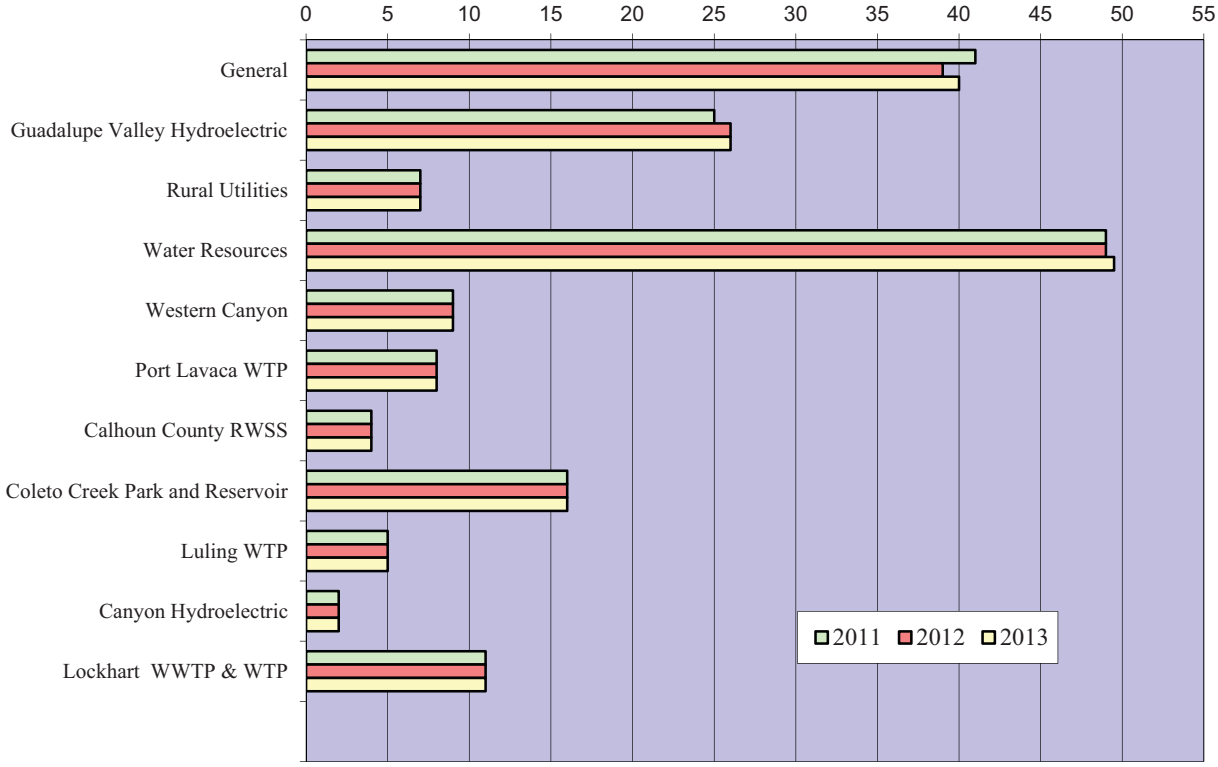

Staffing Summary

Division	# of Authorized Positions (FTE)		
	2011	2012	2013
General	41	39	40
Guadalupe Valley Hydroelectric	25	26	26
Rural Utilities	7	7	7
Water Resources	49	49	49.5
Western Canyon	9	9	9
Port Lavaca WTP	8	8	8
Calhoun County RWSS	4	4	4
Coleto Creek Park and Reservoir	16	16	16
Luling WTP	5	5	5
Canyon Hydroelectric	2	2	2
Lockhart WWTP & WTP	11	11	11
Total	**177**	**176**	**177.5**

Changes from FY 2011 to FY 2012
1-Electrical/Instrumentation Technician position was added in GV Hydroelectric Division.
1-Customer Rep & Economic Development Manager position was removed from Water Sales.
1-Maintenance Chief position was removed from Water Sales.
1-Executive Director of GBR Trust position was moved from General to Water Sales.
1-Executive Director of SA Bay Foundation position was moved from General to Water Sales.
Project Coordinator title was changed to Project & Community Representative in Water Sales.

Changes from FY 2012 to FY 2013
1-Grant Writer/Administrator position was added in the General Division.
1-Conservation Specialist position was added in Water Sales.
1-P/T Intern position was removed in Regional Lab.
* Exec Mgr of Intergovernmental Relations & Policy changed to to Exec Mgr of Science, Intergovernmental Relations & Policy
* Manager of Communications & Education position changed to Chief Strategic Communications & Public Affairs Officer
* Accountant position changed to Accounting Manager.
* Accountant position changed to Investment Manager.
* Network Administrator position changed to IT Manager.
* Web Master position changed to Web/Application Developer.
* Laboratory Analysist position changed to Lab Technician in the Regional Lab.

Authorized Spending Levels

Budgeted Purchases

Over $25,000	
General Manager	Executive Manager of Science, Intergovernmental Relations & Policy
Executive Manager of Business Development & Resource Management	Manager of Water Resources & Utility Operations
Executive Manager of Finance & Administration Executive	General Counsel

Up to $25,000	
Chief Engineer	Exec. Director of SA Bay Foundation
Project & Community Representative	Human Resources Manager
Director of Project Development	Chief Strategic Communications & Public Affairs Officer
Director of Water Quality Services	Manager of Project Engineering
Division Manager – Comal/Kendall Counties	Operations Manager – Lower Basin (*)
Division Manager – Guadalupe/Gonzales Counties	Operations Manager – Upper Basin (*)
Division Manager – Hays/Caldwell Counties	Port Lavaca Operations Manager
Exec. Director of Guadalupe-Blanco River Trust	

Up to $10,000	
Plant Manager – San Marcos WTP	Regional Laboratory Director
Plant Manager – Victoria WWTP	Technical Consultant II
Plant Manager – Western Canyon WTP	

Up to $5,000	
Assistant Division Managers	Division Manager – Lockhart Division
Chief Operators	Engineer II
Chief Ranger – Coleto Creek Park	

Up to $1,000	
Accounting Manager	Facilities Technician
Board Relations & Publications Specialist	Investment Manager
Chief Ranger – Lake Wood	IT Manager
Environmental Education Administrator	Projects & Publications Specialist
Executive Assistant to the General Manager	Public Communication Assistant

(*) = Manager is empowered to temporarily delegate the approval of budgeted purchases up to $1,000 and non-budgeted purchases up to $500 in his absence. The temporary delegation will be documented in the form of a memo and provided to Accounting.

Authorized Spending Levels

Non-Budgeted Purchases

Over $5,000	
General Manager	Executive Manager of Science, Intergovernmental Relations & Policy
Executive Manager of Business Development & Resource Management	Manager of Water Resources & Utility Operations
Executive Manager of Finance & Administration Executive	General Counsel

Up to $5,000	
Chief Engineer	Exec. Director of SA Bay Foundation
Project & Community Representative	Human Resources Manager
Director of Project Development	Chief Strategic Communications & Public Affairs Officer
Director of Water Quality Services	Manager of Project Engineering
Division Manager – Comal/Kendall Counties	Operations Manager – Lower Basin (*)
Division Manager – Guadalupe/Gonzales Counties	Operations Manager – Upper Basin (*)
Division Manager –Hays/Caldwell Counties	Port Lavaca Operations Manager
Exec. Director of Guadalupe-Blanco River Trust	

Up to $1,000	
Plant Manager – San Marcos WTP	Regional Laboratory Director
Plant Manager – Victoria WWTP	Technical Consultant II
Plant Manager – Western Canyon WTP	

Up to $500	
Assistant Division Managers	Division Manager – Lockhart Division
Chief Operators	Engineer II
Chief Ranger – Coleto Creek Park	

(*) = Manager is empowered to temporarily delegate the approval of budgeted purchases up to $1,000 and non-budgeted purchases up to $500 in his absence. The temporary delegation will be documented in the form of a memo

Staffing and Compensation Tables

POSITION	PAY GRADE
GENERAL DIVISION	
General Manager	Executive
Executive Manager of Finance & Administration	Executive
Executive Manager of Science, Intergovernmental Relations & Policy	Executive
General Counsel	Executive
Manager of Project Engineering	13
Chief Strategic Communications & Public Affairs Officer	12
Technical Consultant II	11
Technical Consultant II	11
Human Resources Manager	10
Accounting Manager	8
Executive Assistant to the General Manager	8
Investment Manager	8
IT Manager	8
Project Manager	8
Scada/Database Administrator	8
Web/Application Developer	8
Environmental Education Administrator	7
Board Relations & Publications Specialist	6
Facilities Technician	6
Operations Assistant	6
Projects & Publications Specialist	6
Accounting Assistant II	5
Accounting Assistant II	5
Administrative Services Assistant	5
Construction Inspector	5
Construction Inspector	5
Construction Inspector	5
Construction Inspector	5
Records Manager	5
Accounting Assistant I	4
Accounting Assistant I	4
Maintenance Technician	4
Customer Service Assistant	3
Customer Service Assistant	3
Operations Secretary	3
Public Communications Assistant	3
Records Clerk	3
Intern	N/A
Intern	N/A
Grant Writer/Administrator	*

STAFFING AND COMPENSATION TABLES (Continued)

POSITION	PAY GRADE
GUADALUPE VALLEY HYDROELECTRIC DIVISION	
Division Manager – Guadalupe/Gonzales Counties	11
Assistant Division Manager	10
Maintenance Supervisor II	8
Maintenance Supervisor II	8
Maintenance Supervisor I	7
Electrical/Instrumentation Technician	7
Electrical/Instrumentation Technician	7
Electrical/Instrumentation Technician	7
Purchasing Agent	7
Control Room Operator	5
Control Room Operator	5
Control Room Operator	5
Control Room Operator	5
Heavy Equipment Operator	5
Maintenance Crew II	4
Maintenance Crew II	4
Maintenance Crew II	3
Maintenance Crew II	3
Maintenance Crew II	3
Maintenance Crew II	3
Plant Attendant	4
Maintenance Crew	3
Maintenance Crew	3
Maintenance Crew	3
Maintenance Crew	3
Maintenance Crew	3

POSITION	PAY GRADE
RURAL UTILITIES DIVISION - SHADOW CREEK WWTP	
Chief Operator	8
Operator I	1
RURAL UTILITIES DIVISION – RUD WWTP SYSTEMS	
Chief Operator	8
Operator IV	4
Operator IV	4
Operator III	3
Operator II	2

STAFFING AND COMPENSATION TABLES (Continued)

POSITION	PAY GRADE
WATER RESOURCES DIVISION - WATER SALES	
Executive Manager of Water Resources & Utility Operations	Executive
Executive Manager of Business Development & Resource Mgmt	Executive
Operations Manager – Lower Basin	15
Operations Manager – Upper Basin	15
Chief Engineer	15
Director of Project Development	13
Director of Water Quality Services	13
Division Manager – Comal/Kendall Counties	11
Division Manager – Hays/Caldwell Counties	11
Executive Director of Guadalupe-Blanco River Trust	11
Executive Director of SA Bay Foundation	11
Engineer II	10
Engineer I	9
Project & Community Representative	9
Regional Representative	8
Assistant Chief Ranger	7
Part-time Hydrologist/Technician	7
Operations Assistant	6
Water Quality Technician	6
Engineering & Water Quality Assistant	5
Natural Resource Specialist	5
Administrative Assistant	3
Park Ranger	3
Conservation Specialist	*
WATER RESOURCES DIVISION - REGIONAL LAB	
Regional Laboratory Director	10
Laboratory Analyst I	6
Quality Assurance Officer I	5
Laboratory Technician III	5
Laboratory Technician II	4
Laboratory Technician II	4
Sample Custodian/Lab Tech I	3
Part-time Lab Assistant	2

STAFFING AND COMPENSATION TABLES (Continued)

POSITION	PAY GRADE
WATER RESOURCES DIVISION - CALHOUN CANAL	
Port Lavaca Operations Manager	11
Chief Water Tender	8
Heavy Equipment Operator	5
Senior Water Tender	5
Maintenance Chief	4
Water Tender	4
Water Tender	4
Maintenance Operator	3
Part-time Maintenance Crew	2
WATER RESOURCES DIVISION – SAN MARCOS WTP	
Plant Manager	10
Operator IV	4
Operator III	3
Operator III	3
Operator II	2
Operator II	2
Operator II	2
WATER RESOURCES DIVISION - BUDA WWTP	
Chief Operator	8
Operator IV	4
Operator II	2

POSITION	PAY GRADE
WESTERN CANYON DIVISION	
Plant Manager	10
Electrical/Instrumentation Technician	7
Senior Operator	6
Distribution/Plant Operator	2
Distribution/Plant Operator	2
Distribution/Plant Operator	2
Operator II	2
Operator II	2
Operator I	1

STAFFING AND COMPENSATION TABLES (Continued)

POSITION	PAY GRADE
PORT LAVACA WTP DIVISION	
Chief Operator	8
Maintenance Technician	6
Secretary	6
Maintenance Chief	4
Operator III	3
Operator II	2
Operator II	2
Operator II	2

POSITION	PAY GRADE
CALHOUN COUNTY RWS DIVISION	
Chief Operator	8
Senior Operator	6
Maintenance Operator	3
Assistant Secretary	2

POSITION	PAY GRADE
COLETO CREEK DIVISION - RESERVOIR	
Chief Operator	8
Electrical/Instrumentation Technician	7
Office Manager	6
Maintenance Crew	3
Maintenance Crew	3
Maintenance Crew	3
Maintenance Crew	3
Part-time Maintenance Crew	2
COLETO CREEK DIVISION – RECREATION	
Chief Ranger	9
Reservoir Ranger I	4
Reservoir Ranger I	4
Reservoir Ranger I	4
Reservoir Ranger I	4
Reservoir Ranger I	4
Administrative Assistant	3
Reservoir Ranger II	3
Seasonal Ranger	1

STAFFING AND COMPENSATION TABLES (Continued)

POSITION	PAY GRADE
LULING WATER TREATMENT PLANT	
Chief Operator	8
Operator IV	4
Operator II	2
Operator II	2
Operator I	1

POSITION	PAY GRADE
CANYON HYDROELECTRIC DIVISION	
Electrical/Instrumentation Technician	7
Maintenance Crew II	4

POSITION	PAY GRADE
LOCKHART DIVISION – LOCKHART WWTP	
Lockhart Operations Manager	9
Operator IV	4
Operator III	3
Operator II	2
Operator I	1
LOCKHART DIVISION – LOCKHART WTP	
Chief Operator	8
Operator II	2
Operator II	2
Operator II	2
Operator I	1
Operator I	1

Wage Compensation Structure

Pay Grade	Minimum Hourly/Annual	Maximum Hourly/Annual
1	$12.49	$19.99
2	$13.62	$21.79
3	$14.85	$23.75
4	$16.18	$25.89
5	$17.64	$28.22
6	$19.23	$30.76
7	$20.96	$33.53
8	$47,510	$76,015
9	$51,786	$82,857
10	$56,446	$90,314
11	$61,526	$98,442
12	$67,679	$108,286
13	$74,447	$119,115
14	$81,892	$131,027
15	$90,081	$144,129
Executive	Set by Board or General Manager	

* - New or revised position. Job description is being reviewed for selection of appropriate pay grade.

(This page was intentionally left blank)

Financial Summary

Background

The Guadalupe-Blanco River Authority (GBRA) is a political subdivision of the State of Texas, created by the Texas Legislature in 1935 by Article 8280-106 Vernon's Texas Civil Statutes. GBRA is a separate self-supporting governmental unit serving a ten county area and is administered by a nine-member board of directors who are appointed by the Governor of the State of Texas. The State of Texas does not have any financial accountability for GBRA; therefore, GBRA is not a part of the State's reporting entity. GBRA cannot levy or collect taxes, or in anyway pledge the general credit of the State of Texas; therefore, no legal debt limit exists for GBRA. Since GBRA does not have the power of taxation, there is no appropriated budget or encumbrance accounting system.

GBRA's accounting system does not include any governmental fund types, but rather consists solely of eleven enterprise funds (the General Division and ten operating divisions) of which there are no further divisible segments. Enterprise funds are used to account for operations that are financed and operated in a manner similar to a private business. Since GBRA's operations are managed to be self-supporting through customer charges, the utilization of enterprise funds is appropriate. This type of fund also provides information related to revenues earned, costs incurred, services provided, and the establishment of customer charges as well as assess management's accountability for these items. Management accountability also includes the recognition and recovery of administrative costs incurred by the General Division on behalf of GBRA's operating divisions. All of these enterprise funds are described in more detail in the following sections of this consolidated Work Plan and Budget.

Revenue Summary

The operating divisions of GBRA provide a multitude of services to individuals, cities, rural water corporations, electric cooperatives, and industry. These services include hydroelectric generation, water treatment, wastewater treatment, laboratory analysis, recreation opportunities, and raw water delivery. It is only through the provision of these services that GBRA earns the necessary revenue to support its operations.

The table and graph on the following page give an overview of GBRA's financial outlook for this budgeted year.

Financial Summary

Division	Guadalupe-Blanco River Authority				
			Funds		Change in
	Revenue	Expenses	Sources	Uses	Fund Balance
General	2,678,848	2,543,730	388,000	515,700	7,418
G. V. Hydro	3,541,689	2,829,951	0	708,152	3,586
Rural Utilities	1,822,871	1,878,077	1,135,160	1,078,254	1,700
Water Resources	27,090,769	17,284,614	3,366,527	13,062,238	110,444
Western Canyon	4,122,768	4,071,430	105,000	150,000	6,338
Port Lavaca	1,634,458	1,322,350	0	311,988	120
Rural Water	1,017,964	977,788	22,000	61,500	676
Coleto Creek	1,634,365	1,570,501	0	62,935	929
Luling	1,422,325	1,175,949	0	195,834	50,542
Canyon Hydro	1,444,065	437,397	0	1,006,668	0
Lockhart	2,208,704	1,649,538	0	558,746	420
	48,618,826	35,741,325	5,016,687	17,712,015	182,173

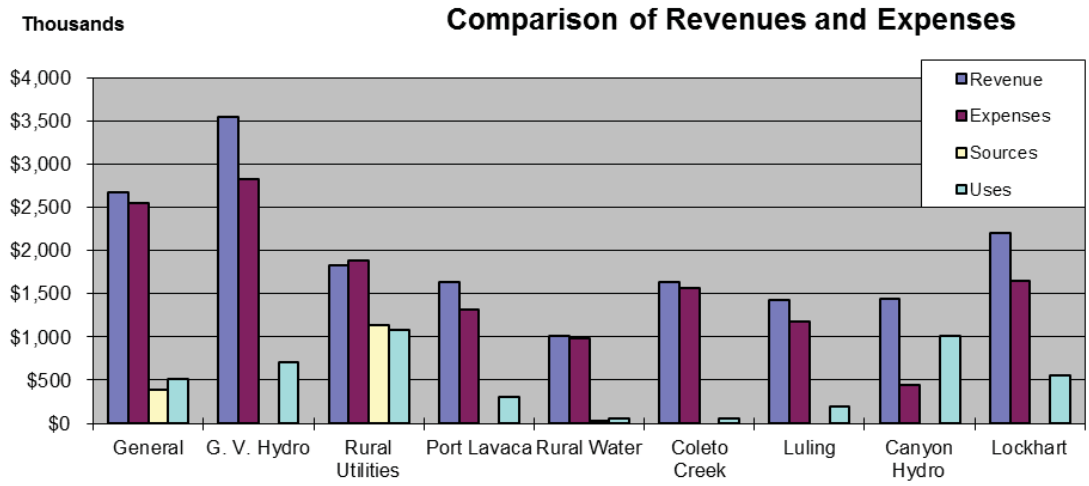

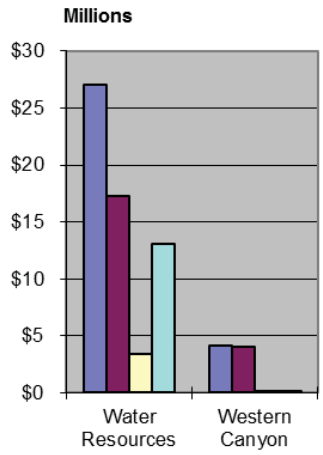

Note: Sources of funds consist of proceeds from internal and external debt issuance. Uses of funds consist of purchases of fixed assets, construction costs, interfund loan repayments, project development costs and principal payments on external debt.

Financial Summary

The GBRA enabling act clearly provides that it is the responsibility of GBRA to develop, conserve and protect the waters of the Guadalupe River Basin. Also implicit within that act is the ability for GBRA to supply water to meet the short-term water needs of parts of the region adjacent to GBRA's district. GBRA has worked closely throughout its history with municipalities and other entities in the river basin to fulfill that mandate. However during the last several years, several factors have led to the public's increasing awareness of water issues and a sense of urgency to secure future water supply needs. Perhaps principal among these factors is the growing population in Texas along with short-term droughts that regularly occur in south central Texas. Estimates by the Texas Water Development Board indicate that the state's population will double during the next fifty (50) years causing a 15% increase in water usage and annual water consumption in Texas is projected to increase by 2,000,000 acre-feet per year (AF/YR) between the years 2010 and 2060. Total water demand within the GBRA District is expected to rise approximately 148,500 AF/YR due to an expected increase in population from 471,800 residents to 1,104,500.

GBRA is developing or has developed several new water supply projects to help meet these needs. One of these new projects that was completed in FY 2006, the Western Canyon project, provides a 10.0 MGD treated water supply system for the Cities of Boerne, Bulverde, Fair Oaks Ranch, San Antonio, and unincorporated areas of Comal and Kendall Counties. The Western Canyon project is designed to be expanded to a 15.0 MGD system when the water demands of existing customers necessitate such an increase. Another project completed in the last few years is the Luling-to-Lockhart Treated Water Delivery System. This project uses 1.5 MGD of capacity in the Luling Water Treatment Plant, treats that amount of raw water from the San Marcos River, and transports it to the City of Lockhart. A third new water supply project is the Interstate 35 Treated Water Supply Project. This project, which became operational in FY 2006, is capable of delivering approximately 12 MGD of treated water to the northern portions of Hays County, particularly that portion along and east of IH 35. Principal customers of the IH 35 project are the Cities of Kyle and Buda, along with the GoForth SUD, Monarch Utilities L.P. and the Sunfield MUD. One of the treated water supply projects that GBRA is actively pursuing the development of is labeled the Mid-Basin Water Supply Project. This project is envisioned to supply approximately 25MGD at full capacity and generally in the Caldwell, Hays, and Comal Counties region of the GBRA District. The water sources that are currently being evaluated for the Project include both surface water and ground water emanating generally from the Gonzales County region of the District. During FY 2013, GBRA will continue to evaluate the potential sources of supply for the Mid-Basin Water Supply Project as well as evaluate the most cost effective means to treat, transport, and finance the Project. In addition to these large water projects, GBRA has also assisted development in Comal and Hays counties with the construction of three new or expanded wastewater treatment plants to serve large subdivisions in the growth corridors north of the City of San Antonio, south of the City of Austin, and in the area surrounding Canyon Reservoir during the recent years.

Most of the construction costs of these new wastewater plants, approximately $3,318,000, was incurred in FY 2009 and was principally funded by payments from the land developer. Additionally, the Canyon Park Wastewater Plant was expanded in FY 2009-10 with approximately $1,909,000 of funds provided by a developer of condominiums in the Plant's service area. Each of these new or expanded plants started their first full year of operation in FY 2010 or FY 2011. Funds to repay the operating, capital, and debt service costs of all of GBRA's projects following their start-up generally comes from water sale, wastewater service fees, and other revenue pursuant to operating contracts, principally with existing customers. Detailed information on these projects can be found in the contracts with these entities.

The increasing demand for stored water out of the Canyon Reservoir has required GBRA to expend a great deal of time in the evaluation of additional, alternative sources of water supply. In March 2003, GBRA received the final authorization from the State of Texas to increase the firm yield of Canyon Reservoir 50,000 A/F to 90,000 A/F. The present level of commitments from the reservoir approximates 88,000 acre-feet per year with the remaining firm yield expected to be committed very soon.

GBRA operations and water supply for the communities in the basin are contingent on the flow of the river and stored water out of the reservoir. The Board of Directors adopted a rate structure for water from reservoir storage in 1974. This rate structure provides an equitable charge to all firm water customers. The accompanying graph displays the water supply rate trend over the past thirty seven years. It is clear in this graph that the water supply rate has trended higher over the last several years in order to provide the financial resources to meet the expanding water resource, water quality, and environmental needs of a growing population in the Guadalupe River Basin. The water supply rate is budgeted to increase from $114 per acre-foot per year to $125 per acre-foot per year (AF). Additional, future water supply rate increases will be implemented as the costs within the Water Supply System rise or as the demand for water grows and new water supply sources are constructed.

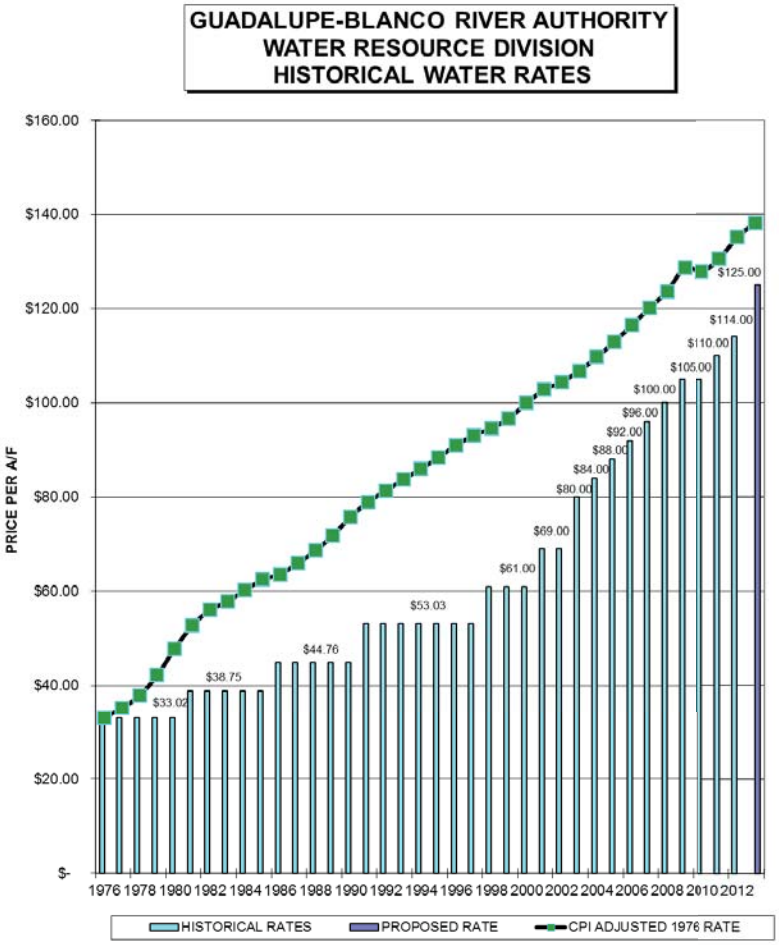

Financial Trend

The following graph represents GBRA's steady growth and financial trend since the "kick-off" of the water operations with the purchase of Guadalupe Valley Hydroelectric System and the Calhoun Canal System in the early 1960's. The latest system addition is the operation of the Johnson Ranch WDS in May 2009 and the Johnson Ranch WWTP in June 2009. These systems, located in the Comal County, currently serve the Johnson Ranch Elementary School and will eventually provide service to the residents of Johnson Ranch subdivision. Beginning January 1, 2011, GBRA no longer provides wastewater services for the City of Victoria; therefore, the Victoria WWTP has been removed from GBRA's operations and assets. Additionally, in 2012 GBRA sold the Wimberley WWTP to the City of Wimberley and as a result, that operation is no longer part of GBRA's Rural Utilities Division.

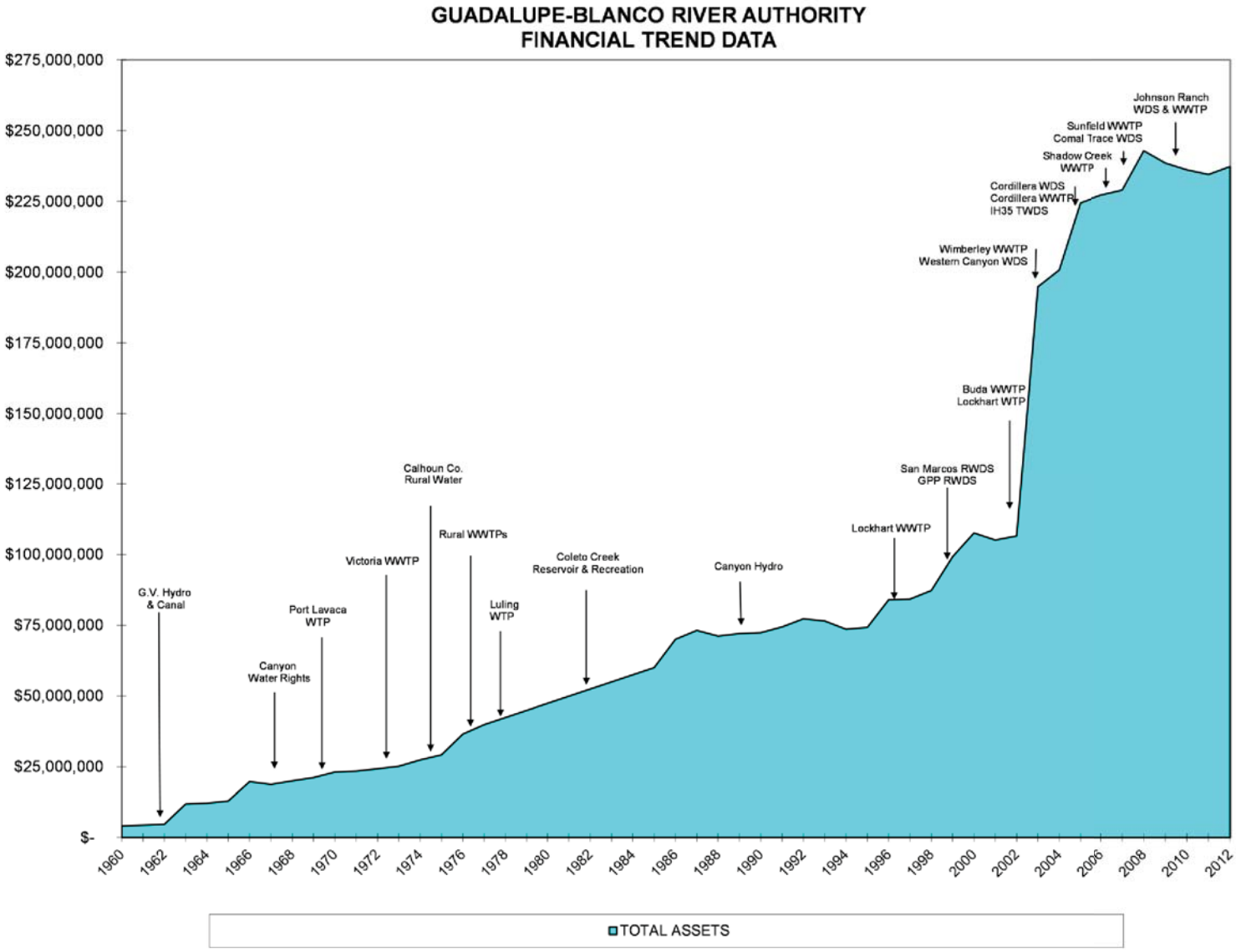

Interfund Trend Data

GBRA has been able to accumulate some cash reserves within the General Division over time. Historically, these reserves were the result of the Comal Power Plant lease from 1942-1972. More recently, these reserves have resulted from efficient operations and the requirement of a debt coverage factor on GBRA's new bond issues. These reserves are used from time to time to assist the operating divisions of GBRA by offering interfund loans to provide "up-front" or "seed" money as a project's local sponsor. The balance of interfund loans hit its peak in 1994 and at the same time, GBRA's available cash and investments hit their all-time low. The turnaround of this trend came with the conclusion of the lawsuit related to the Edwards Aquifer along with increasing water sales as growth in the river basin accelerated.

As a result of these factors, the amount of outstanding interfund loans has dropped considerably while at the same time, GBRA's financial resources as denoted by the amount of available cash and investments have increased. These very positive trends were actually goals that were established in the 1997 and 2003 GBRA Five Year Financial Plans. The interfund trend data is identified in the graph below:

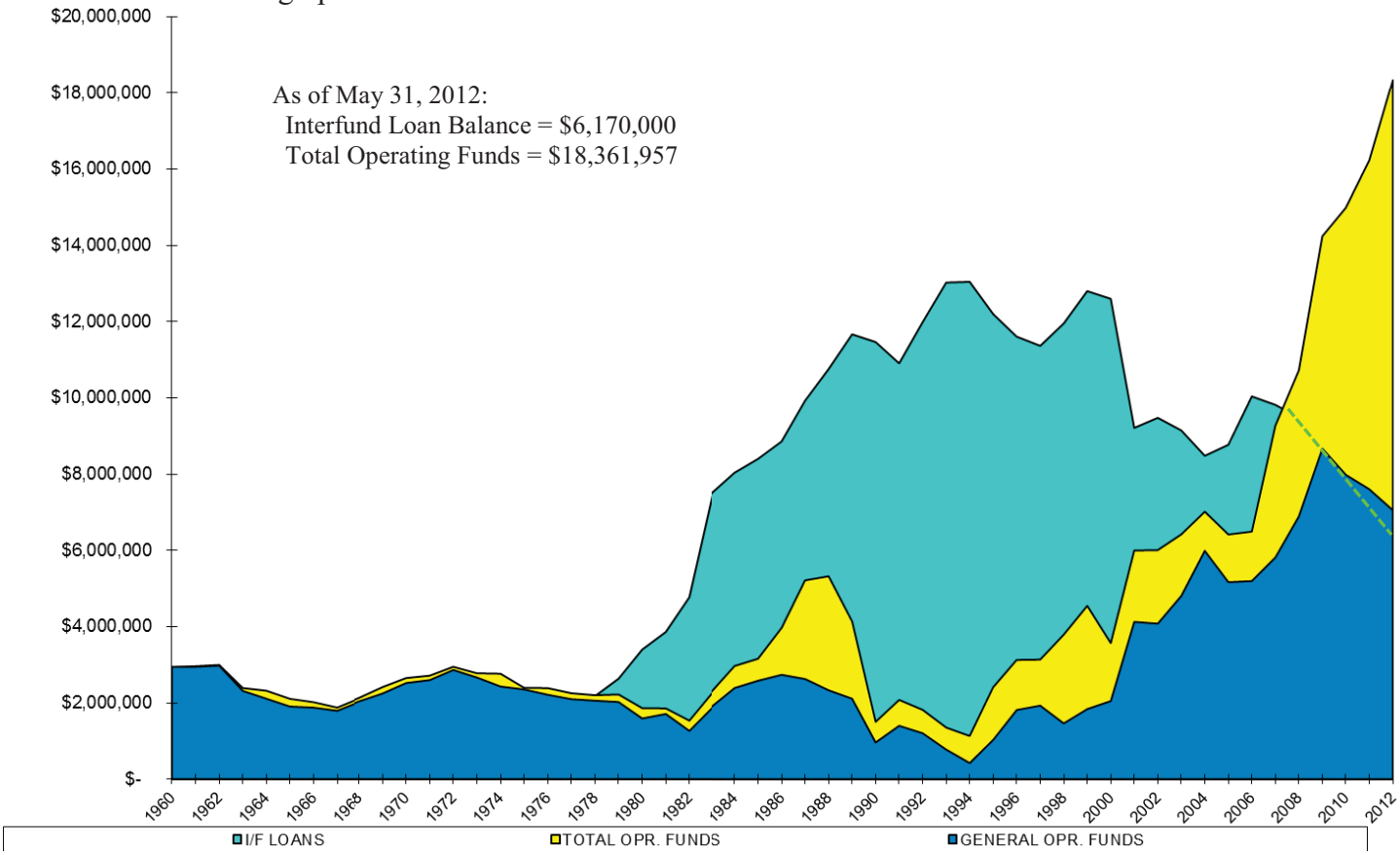

Note: Except for the current year which is not complete, this graph depicts audited financial statement amounts only and is not projected into the budget year.

Types of Operating Systems

GBRA divisions are segregated into systems to allow for cost accounting and control. Each system has one of two types of budgets, either "Budget-to-Actual" or "Units of Service". Budget-to-Actual systems provide services based on a budget approved by the customer and GBRA. During the course of the year, the customer is billed based on the annual budget with those billings adjusted to the total actual cost of service at each fiscal year end. Unit-of Service budgets are for the other GBRA operations where the customer pays for some type of service based on a unit of measure at a rate approved by the GBRA Board of Directors. The revenue, derived from these customers, pay the operating and maintenance, debt service, and capital addition expenses of the system. In these divisions and systems, the income is completely dependent upon the number of units sold. The table below distinguishes the systems according to the type of operations in which they operate:

Budget-to-Actual Operations:	Principal Customers	County
Northcliffe Wastewater Treatment Plant	City of Schertz	Guadalupe
Sunfield Wastewater Treatment Plant	Sunfield MUD #4	Hays
Buda Wastewater Treatment Plant	City of Buda	Hays
Port Lavaca Water Treatment Plant	City of Port Lavaca	Calhoun
Coleto Creek Reservoir	Coleto Creek Power, LP	Victoria/Goliad
Luling Water Treatment Plant	Cities of Luling & Lockhart	Caldwell
Canyon Hydroelectric Plant	New Braunfels Utilities	Comal
Lockhart Wastewater Reclamation System	City of Lockhart	Caldwell
Lockhart Water Treatment Plant	City of Lockhart	Caldwell

Unit of Service Operations:	Principal Customers	County
General Division	GBRA Systems	Guadalupe
Guadalupe Valley Hydroelectric Division	Guadalupe Valley Electric Coop.	Guadalupe/Gonzales
Canyon Park Wastewater Reclamation System	Residential Customers	Comal
Shadow Creek Wastewater Treatment Plant	Residential Customers	Hays
Dunlap Wastewater Reclamation System	Residential Customers	Guadalupe
Springs Hill Wastewater Reclamation System	City of Seguin	Guadalupe
Water Sales System	Communities, industries, farmers	Entire River Basin
Regional Laboratory System	Residential, Industrial, City Customers	Entire River Basin
Calhoun Canal System	Port Lavaca Plant,farmers, industries	Calhoun
San Marcos Water Treatment Plant	City of San Marcos	Hays
Western Canyon Division	Boerne, Bulverde, Fair Oaks, Cordillera	Comal/Kendall
Cordillera Water Treatment Plant	Residential and Commercial Customers	Kendall
Cordillera Wastewater Treatment Plant	Residential and Commercial Customers	Kendall
Comal Trace Water Distribution System	Residential Customers	Comal
Johnson Ranch Water Distribution System	Residential Customers, Public School	Comal
Johnson Ranch Wastewater Treatment Plant	Residential Customers, Public School	Comal
Calhoun County Rural Water System	Residential and Commercial Customers	Calhoun
Coleto Creek Recreation	Recreational Customers	Victoria/Goliad

Historical Operating Revenues

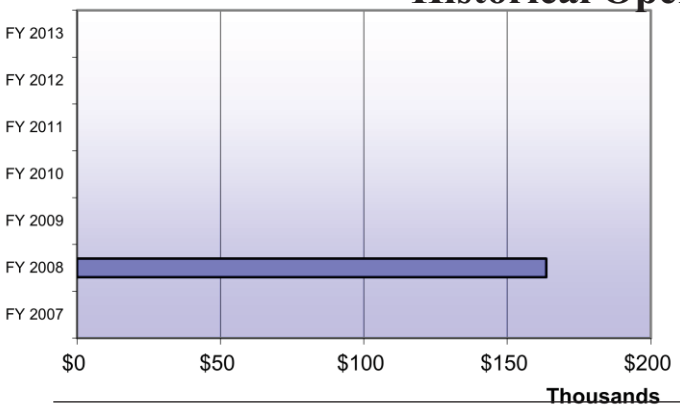

Pollution & Industrial Financing

GBRA receives revenues for providing financing services for tax-exempt industrial development and pollution control bond issues. This revenue reimburses interest expense GBRA incurs on these bond issues. During FY 2006 all these bonds were retired until in FY 2008 when GBRA refinanced bonds for American Electric Power and received revenue of $163,560.

Power Sales

Power sales are contingent on river flows. These revenues remain relatively stable due to a facility charge in G.V. Hydroelectric Division and certain contractual provisions within the Canyon Hydroelectric Division. The increase from FY 2011 is largely due to a rate increase from $0.0395/kwh to $0.0555/kwh in the GV Hydro Division.

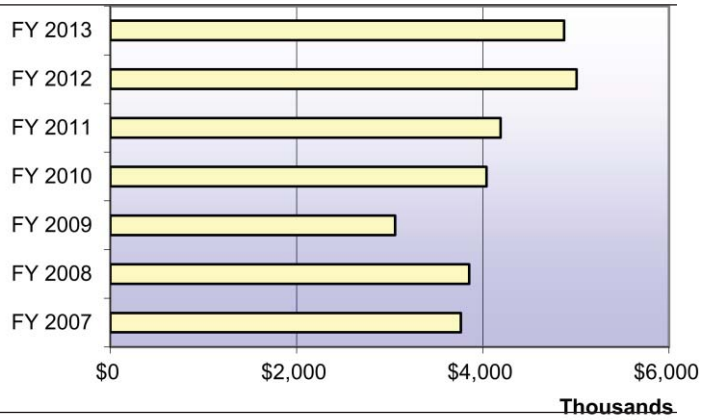

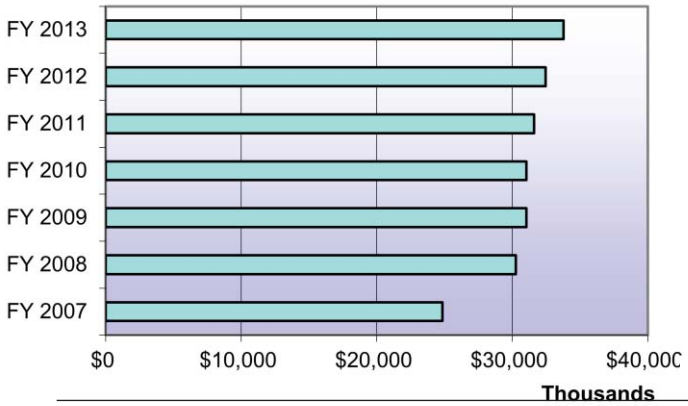

Water Sales and Lake Operations

Water Sales and Lake Operations revenues are derived from the sale of raw and treated water to customers throughout the river basin. These have increased over the past seven years due to the demand for more water and the initiation of new water projects such as the Western Canyon, Luling-to-Lockhart, IH35 projects and the associated project debt service.

Recreation and Land Use

Coleto Creek Park, Lakewood Recreational Area and Nolte Island Park provide park facilities and water recreation for customers. Park permits issued are anticipated to increase from approximately 36,700 permits in 2007 to an anticipated 44,145 permits in 2013.

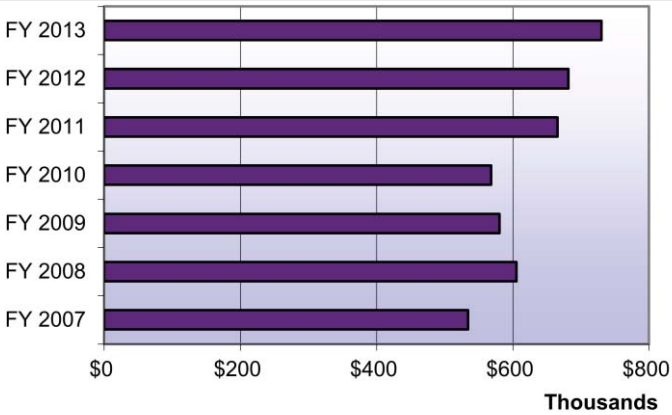

Historical Operating Revenues

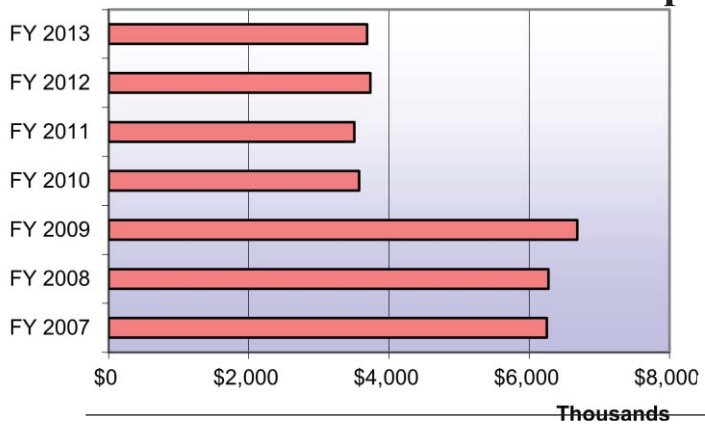

Wastewater Services

The treatment of wastewater has decreased from 3,985,868/M gal. in 2007 to a projected 1,137,424/M gal. in 2013 due to the termination of the operating contract with the City of Victoria in December 2010.

Laboratory Services

Laboratory revenue is derived from sampling, testing, and analyzing water from a diverse group of customers. New technology and equipment added since FY 2007 allows GBRA to provide additional tests for lab customers.

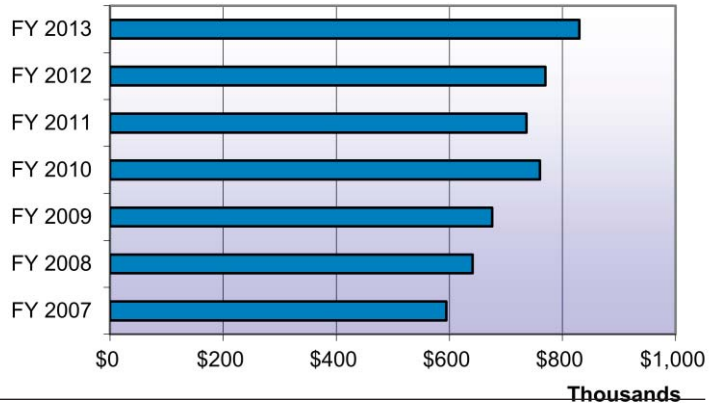

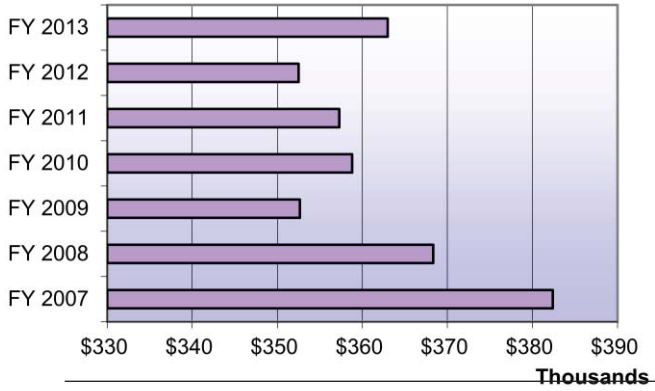

Rentals

Income from the rental of building facilities and leasing of land increased FY 2007 when the additional financing occurred for the expansion of the Seguin office. This additional rental revenue reimburses debt service expenditures incurred by the Water Resource Division.

Administrative and General

Administrative & General (A&G) charges are received in the General Division from other systems of GBRA for technical and administrative support. The A&G revenue is calculated as a percentage of labor expense. The A&G rate is currently at 33% in 2013.

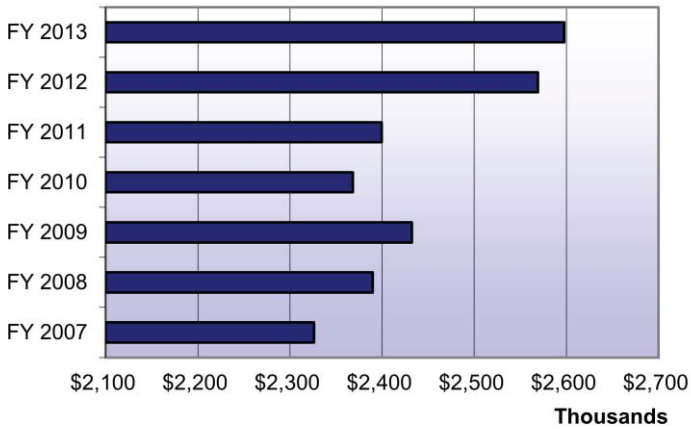

Historical Operating Revenues

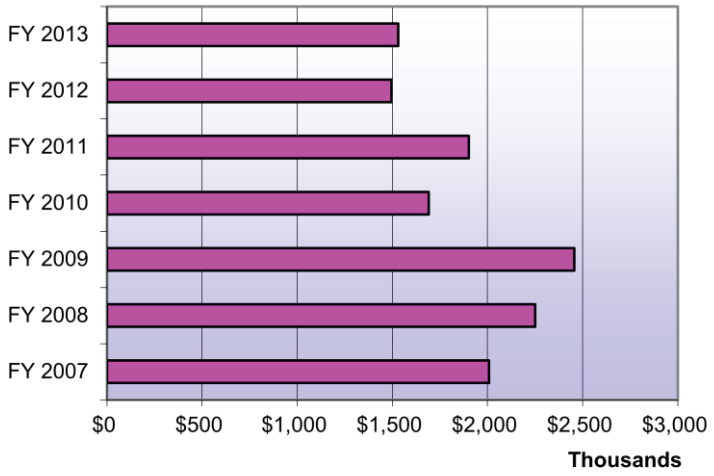

Miscellaneous Income

Miscellaneous income includes a variety of revenue sources including the sale of GBRA assets, renewable energy credits, payments from developers, and grant and insurance reimbursements from periodic repair of flood damages. The peak in FY 2009 is partially due to the sale of the Bulverde System.

Operating Revenue Trend

The following table identifies the revenue trends over the last seven years for all of GBRA's operations:

Revenues	FY 2007 Actual	FY 2008 Actual	FY 2009 Actual	FY 2010 Actual	FY 2011 Actual	FY 2012 Budget	FY 2013 Budget
Pollution & Industrial Financing	--	163,560	--	--	--	--	--
Power Sales	3,764,212	3,854,491	3,056,054	4,040,510	4,192,271	5,005,968	4,872,059
Water Sales & Lake Operations	24,850,270	30,255,711	31,051,511	31,054,841	31,615,930	32,454,408	33,796,745
Recreation & Land Use	534,433	605,257	580,244	568,247	665,450	681,586	730,160
Wastewater Services	6,248,195	6,271,514	6,683,468	3,572,889	3,506,109	3,733,798	3,685,499
Laboratory Services	594,524	641,059	675,585	759,958	736,451	770,000	830,000
Rentals	382,364	368,345	352,667	358,802	357,296	352,504	362,971
Administrative & General	2,326,112	2,389,963	2,432,480	2,368,385	2,399,623	2,569,138	2,597,788
Miscellaneous Income	2,008,229	2,249,902	2,456,640	1,690,529	1,901,369	1,496,315	1,530,679
Total	**40,708,340**	**46,799,803**	**47,288,647**	**44,414,161**	**45,374,500**	**47,063,718**	**48,405,901**

Historical Operating Expenses

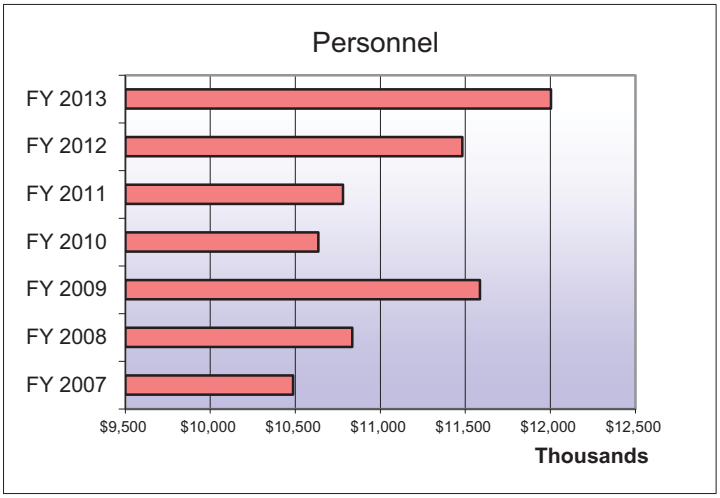

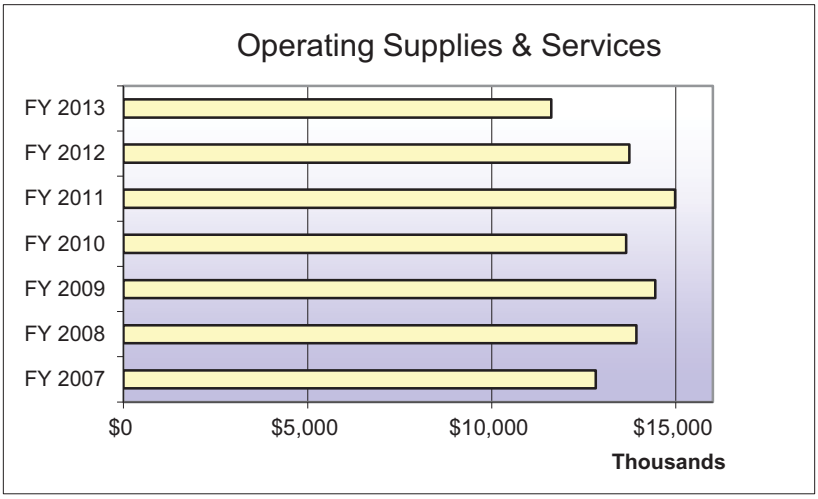

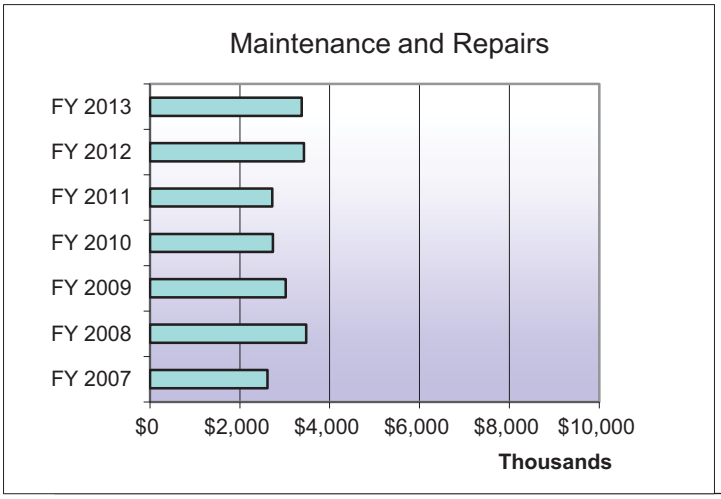

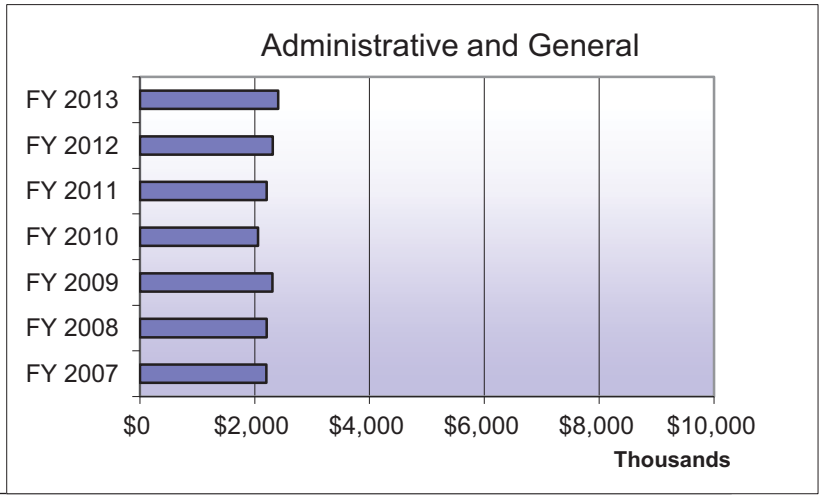

Operating Expense Trend

The following table identifies the expense trends over the last seven years for all of GBRA's operations:

Expenses	FY 2007 Actual	FY 2008 Actual	FY 2009 Actual	FY 2010 Actual	FY 2011 Actual	FY 2012 Budget	FY 2013 Budget
Personnel	10,487,720	10,835,398	11,586,707	10,636,153	10,781,191	11,482,087	12,003,990
Operating Supplies & Services	12,822,632	13,927,255	14,439,058	13,646,140	14,979,173	13,738,850	11,614,378
Maintenance and Repairs	2,615,881	3,478,630	3,024,546	2,734,894	2,720,073	3,425,415	3,375,399
Administrative and General	2,205,286	2,209,584	2,308,258	2,056,636	2,206,478	2,317,046	2,411,062
Total	**28,131,519**	**30,450,867**	**31,358,567**	**29,073,822**	**30,686,915**	**30,963,397**	**29,404,828**

Rates and Rate Structures

GENERAL DIVISION	2011 Actual	2012 Actual	2013 Budget
Administrative & General Charge	33%	33%	33%
Benefit Rate	40%	40.5%	40.5%

GUADALUPE VALLEY HYDRO DIVISON	2011 Actual	2012 Actual	2013 Budget
Energy Charge	$0.0314/kWh	$0.0314/kWh	$0.0314/kWh
Facility Charge	$125,000/mo.	$125,000/mo.	$125,000/mo.
Subordination Rate	$5.00/AF	$5.00/AF	$5.00/AF
Hydro Modification Permit Fee	$300.00/permit	$300.00/permit	$300.00/permit

RURAL UTILITIES DIVISION	2011 Actual	2012 Actual	2013 Budget
Reconnect Fee	$500.00	$500.00	$500.00
Transfer Fee	$40.00	$40.00	$40.00
ACH Fee: individual bank draft at customers request	$25.00	$25.00	$25.00
NSF Fee	$25.00	$25.00	$25.00
Late Charge Penalty	5% of monthly fee	5% of monthly fee	5% of monthly fee
Trucked Wastewater	$60.00/1,000 gal	$60.00/1,000 gal	$60.00/1,000 gal
Shadow Creek WWTP:			
Monthly Sewer Rate	$35.00/unit	$36.00/unit	$36.00/unit
Canyon Park WWRS:			
1. Tap Fee	$1,450.00/unit	$1,450.00/unit	$1,450.00/unit
2. Condos, Houses & Laguna Park Units			
Monthly Sewer Rate	$42.00/unit	$42.00/unit	$42.00/unit
3. Car Wash	$84.00/mth.	$84.00/mth.	$84.00/mth.
Dunlap WWRS:			
1. Tap Fee: Legends Pond, Long Creek (The Bandit), NBISD, River Bend, Southbank	$2,577/unit	$2,577/unit	$2,577/unit
Tap Fee: New customers connecting via Legends Lift Station	N/A	$5,977/unit	$5,977/unit
Tap Fee: Midtex line/area	N/A	$8,577/unit	$8,577/unit
Tap Fee: Oasis line/area	N/A	$6,377/unit	$6,377/unit
Tap Fee: White Wing line/area	N/A	$5,477/unit	$5,477/unit
2. Inspection Fee	$50.00/unit	$50.00/unit	$50.00/unit
3. Monthly Sewer Fee	$46.00/unit	$46.00/unit	$48.00/unit
Springs Hill WWRS:			
City of Seguin Treatment Fee	$6.78/1,000 gal.	$6.61/1,000 gal.	$6.17/1,000 gal.
Wimberley WWTP:			
Deer Creek Rehabilitation Facility-Minimum	$9,280/mth	$9,280/mth	$9,280/mth
City of Wimberley, Blue Hole Park-Minimum	N/A	$618/mth	$618/mth
Deer Creek Rehabilitation Facility-Cost/Thousand	$23.32	$23.32	$23.32

Note: Rate changes and new rates are highlighted.

Rates and Rate Structures

WATER RESOURCES DIVISION	2011 Actual	2012 Actual	2013 Budget
Raw Water:			
Firm Water	$110.00/AF	$114.00/AF	$125.00/AF
Recreation Rate	$26.61/AF	$26.61/AF	$26.61/AF
Out-of-District Charge x Consumer Price Index Change	$32.64/AF	$33.06/AF	$34.30/AF
Regional RWDS:			
O&M Rate	$0.155/1,000 gal.	$0.175/1,000 gal.	$0.173/1,000 gal.
Capacity Rate	$126.92/gpm/yr.	$105.77/gpm/yr.	$105.77/gpm/yr.
Guadalupe Power Partners RWDS:			
O&M Rate	$0.372/1,000 gal.	$0.383/1,000 gal.	$0.414/1,000 gal.
IH 35 Project:			
WTP O&M Rate (COSM Rate plus 20%)	$0.54/1,000 gal.	$0.58/1,000 gal.	$0.55/1,000 gal.
TWDS O&M Rate	$0.252/1,000 gal.	$0.291/1,000 gal.	$0.247/1,000 gal.
Capacity Rate	$0.455/1,000 gal.	$0.350/1,000 gal.	$0.350/1,000 gal.
Nolte Island Park:			
Site #1	$225.00 minimum	$225.00 minimum	$225.00 minimum
Site #3	$400.00 minimum	$400.00 minimum	$400.00 minimum
	+$200.00/300+ people	+$200.00/300+ people	+$200.00/300+ people
Meadow Lake Leases:			
Site #1, 11, 12, 13	$325.00	$500.00	$650.00
Site #2, 10	$325.00	$500.00	$650.00
Site #3, 4	$350.00	$500.00	$650.00
Site #5, 6, 7, 8, 9	$350.00	$500.00	$650.00
Regional Laboratory:			
NSF Fee	$25.00	$25.00	$25.00
Late Charge Penalty (after 60 days)	N/A	5% of invoice	5% of invoice
Alkalinity	$22.00/test	$22.00/test	$23.00/test
Chlorophyll a/Pheophytin	$51.00/test	$51.00/test	$54.00/test
Conductivity	$11.00/test	$11.00/test	$12.00/test
Demands-BOD	$32.00/test	$32.00/test	$33.00/test
Demands-CBOD	$34.00/test	$34.00/test	$35.00/test
Demands-COD	$35.00/test	$35.00/test	$36.00/test
Demands-DO	$14.00/test	$14.00/test	$15.00/test
Ion Chromatography-Chloride	$20.00/test	$20.00/test	$22.00/test
Ion Chromatography-Chlorite	$30.00/test	$30.00/test	$32.00/test
Ion Chromatography-Fluoride	$25.00/test	$25.00/test	$26.00/test
Ion Chromatography-Nitrate	$25.00/test	$25.00/test	$26.00/test
Ion Chromatography-Nitrite	$25.00/test	$25.00/test	$26.00/test

Note: Rate changes and new rates are highlighted.

Rates and Rate Structures

WATER RESOURCES DIVISION (cont.)	2011 Actual	2012 Actual	2013 Budget
Ion Chromatography-Ortho-Phosphorus	$25.00/test	$25.00/test	$26.00/test
Ion Chromatography-Sulfate	$20.00/test	$20.00/test	$22.00/test
Micro-E coli (18 hr. Colilert)	$25.00/test	$25.00/test	$26.00/test
Micro-Fecal Coliform/E.coli	$22.00/test	$22.00/test	$24.00/test
Micro-Heterotrophic Plate Counts	$36.00/test	$36.00/test	$37.00/test
Micro-Total Coliform	$20.00/test	$20.00/test	$21.00/test
Nutrients-Ammonia Nitrogen-Distilled	$26.00/test	$26.00/test	$28.00/test
Nutrients-Ammonia Nitrogen-Non-distilled	$24.00/test	$24.00/test	$26.00/test
Nutrients-Total Kjeldahl Nitrogen-TKN	$44.00/test	$44.00/test	$45.00/test
Nutrients-Total Phosphorus	$27.00/test	$27.00/test	$28.00/test
Oil and Grease	$54.00/test	$58.00/test	$58.00/test
Organics-Total Trihalomethanes	$90.00/test	$80.00/test	$80.00/test
pH	$11.00/test	$11.00/test	$12.00/test
Solids Analysis-TSS	$22.00/test	$22.00/test	$23.00/test
Solids Analysis-VSS	$22.00/test	$22.00/test	$23.00/test
Solids-Total Dissolved Solids	$22.00/test	$22.00/test	$24.00/test
Solids-Total Solids	$22.00/test	$22.00/test	$23.00/test
Sludge Oxygen Uptake Rate (SOURS)	$50.00/test	$50.00/test	$52.00/test
Total Hardness	$26.00/test	$26.00/test	$27.00/test
Total Organic Carbon	$42.00/test	$42.00/test	$43.00/test
Total Residual Chlorine	$11.00/test	$11.00/test	$12.00/test
Turbidity	$15.00/test	$15.00/test	$16.00/test
Lake Wood Recreation Area:			
Island Lots	$490.00/yr	$520.00/yr	$540.00/yr
Guest Parking for Lessees (2 days)	$7.00	$7.00	$7.00
Annual Permit (Lake Wood & Coleto Creek)	$120.00/yr	$130.00/yr	$140.00/yr
Replacement Annual Permit	$5.00	$5.00	$5.00
Boat Dock Leases	$45.00/month	$45.00/month	$45.00/month
Day Use: Vehicle Entrance Fee	$7.00/day	$7.00/day	$7.00/day
Day Use: Individual Entrance Fee	$2.00/day	$2.00/day	$2.00/day
Overnight Camping Fees			
Tent Camper	$20.00/night	$21.00/night	$21.00/night
RV/Trailer (30 amp) – Daily	$25.00/night	$26.00/night	$26.00/night
RV/Trailer (30 amp) - Weekly (Apr.1-Sep.30)	$147.00/week	$147.00/week	$147.00/week
RV/Trailer (30 amp) - Weekly (Oct.1-Mar.31)	$126.00/week	$126.00/week	$126.00/week
RV/Trailer (30 amp) - Mthly (Apr.1-Sep.30)	$510.00/month	$510.00/month	$510.00/month
RV/Trailer (30 amp) - Mthly (Oct.1-Mar.31)	$420.00/month	$420.00/month	$420.00/month
RV/Trailer (50 amp) – Daily	$30.00/night	$31.00/night	$31.00/night
RV/Trailer (50 amp) – Weekly	$175.00/week	$175.00/week	$175.00/week
RV/Trailer (50 amp) – Monthly	$630.00/month	$630.00/month	$630.00/month
Senior Citizen Camping (Oct 1-Mar 31)	$23.00/night	$25.00/night	$25.00/night
Second Vehicle	$9.00/night	$9.00/night	$9.00/night

Rates and Rate Structures

WATER RESOURCES DIVISION (cont.)	2011 Actual	2012 Actual	2013 Budget
Calhoun Canal System:			
Irrigation Rates			
Rice – 1st Crop	$112.00/acre	$116.00/acre	$121.00/acre
Rice – 2nd Crop	$42.00/acre	$42.00/acre	$46.00/acre
Row Crop	$32.00/acre	$32.00/acre	$35.00/acre
Pasture	$32.00/acre	$32.00/acre	$35.00/acre
Crawfish Pond	$55.00/acre	$70.00/acre	$80.00/acre
Waterfowl Field	$36.00/acre	$42.00/acre	$47.00/acre
Catfish Farm	$66.00/acre	$80.00/acre	$94.00/acre
Seadrift Coke LP	$0.180/1,000 gal.	$0.180/1,000 gal.	$0.190/1,000 gal.
Ineos Nitriles	$0.175/1,000 gal.	$0.175/1,000 gal.	$0.185/1,000 gal.
Other M&I Customers	$0.14/1,000 gal.	$0.14/1,000 gal.	$0.15/1,000 gal.
Other Ponds & rigs	$495 basic charge, + $0.14/1,000 gal.	$495 basic charge, + $0.14/1,000 gal.	$495 basic charge, + $0.15/1,000 gal.
Initial fill: crawfish, waterfowl & catfish water	$0.14/1,000 gal.	$0.14/1,000 gal.	$0.15/1,000 gal.
Sprinkler Irrigation	$38.00/acre	$38.00/acre	$38.00/acre

WESTERN CANYON DIVISION	2011 Actual	2012 Actual	2013 Budget
Western Canyon WTP & TWDS:			
O&M Rate	$0.92/1,000 gal.	$0.92/1,000 gal.	$0.92/1,000 gal.
Water Distribution Systems – Common Rates:			
Reconnection Fee: Water	$100.00	$100.00	$100.00
Customer Service Inspection Fee	$75.00	$75.00	$75.00
Transfer Fee	$40.00	$40.00	$40.00
Tampering Fee	$70.00+damages	$70.00+damages	$70.00+damages
ACH Fee: individual bank draft at customers request	$25.00	$25.00	$25.00
NSF Fee	$25.00	$25.00	$25.00
Late Charge Penalty	5% of monthly fee	5% of monthly fee	5% of monthly fee
Water – Connection Fees (Cordillera only)	$1,650.00/unit	$1,650.00/unit	$1,650.00/unit

Note: Rate changes and new rates are highlighted.

Rates and Rate Structures

WESTERN CANYON DIVISION (cont.)	2011 Actual	2012 Actual	2013 Budget
Cordillera & Johnson Ranch WDS:			
1. 5/8" Residential Meter			
Water Tap Fee-existing service line/new service line	$450/$1,000	$450/$1,000	$450/$1,000
Water – Monthly Fees	$44.00/min. 2,000 gal.	$44.00/min. 2,000 gal.	$44.00/min. 2,000 gal.
	$44.00+$3.60/1,000	$44.00+$3.60/1,000	$44.00+$3.60/1,000
Water – Block Rate	over 2,000 gal	over 2,000 gal	over 2,000 gal
	$72.80+$4.60/1,000	$72.80+$4.60/1,000	$72.80+$4.60/1,000
Water – Block Rate	over 10,000 gal	over 10,000 gal	over 10,000 gal
	$141.80+$5.60/1,000	$141.80+$5.60/1,000	$141.80+$5.60/1,000
Water – Block Rate	over 25,000 gal	over 25,000 gal	over 25,000 gal
	$281.80+6.60/1,000	$281.80+6.60/1,000	$281.80+6.60/1,000
Water – Block Rate	over 50,000 gal	over 50,000 gal	over 50,000 gal
	$446.80+8.60/1,000	$446.80+8.60/1,000	$446.80+8.60/1,000
Water – Block Rate	over 75,000 gal	over 75,000 gal	over 75,000 gal
	$661.80+$12.00/1,000	$661.80+$12.00/1,000	$661.80+$12.00/1,000
Water – Block Rate	over 100,000 gal	over 100,000 gal	over 100,000 gal
2. 1" Commercial Meter			
Water Tap Fee-existing service line/new service line	$530/$1,300	$530/$1,300	$530/$1,300
Water – Monthly Fees	$104.00/min. 4,000 gal.	$104.00/min. 4,000 gal.	$104.00/min. 4,000 gal.
	$104.00+$3.60/1,000	$104.00+$3.60/1,000	$104.00+$3.60/1,000
Water – Block Rate	over 4,000 gal	over 4,000 gal	over 4,000 gal
	$179.60+$5.50/1,000	$179.60+$5.50/1,000	$179.60+$5.50/1,000
Water – Block Rate	over 25,000 gal	over 25,000 gal	over 25,000 gal
	$454.60+$10.50/1,000	$454.60+$10.50/1,000	$454.60+$10.50/1,000
Water – Block Rate	over 75,000 gal	over 75,000 gal	over 75,000 gal
3. 1.5" Commercial Meter			
Water Tap Fee-existing service line/new service line	$650/$1,900	$650/$1,900	$650/$1,900
Water – Monthly Fees	$204.00/min. 8,000 gal.	$204.00/min. 8,000 gal.	$204.00/min. 8,000 gal.
	$204.00+$3.60/1,000	$204.00+$3.60/1,000	$204.00+$3.60/1,000
Water – Block Rate	over 8,000 gal	over 8,000 gal	over 8,000 gal
	$355.20+$5.50/1,000	$355.20+$5.50/1,000	$355.20+$5.50/1,000
Water – Block Rate	over 50,000 gal	over 50,000 gal	over 50,000 gal
	$630.20+$10.50/1,000	$630.20+$10.50/1,000	$630.20+$10.50/1,000
Water – Block Rate	over 100,000 gal	over 100,000 gal	over 100,000 gal

Rates and Rate Structures

WESTERN CANYON DIVISION (cont.)	2011 Actual	2012 Actual	2013 Budget
4. 2" Commercial Meter			
Water Tap Fee-existing service line/new service line	$1,360/$3,000	$1,360/$3,000	$1,360/$3,000
Water – Monthly Fees	$304.00/min. 16,000 gal.	$304.00/min. 16,000 gal.	$304.00/min. 16,000 gal.
Water – Block Rate	$304.00+$3.60/1,000 over 16,000 gal	$304.00+$3.60/1,000 over 16,000 gal	$304.00+$3.60/1,000 over 16,000 gal
Water – Block Rate	$516.40+$5.50/1,000 over 75,000 gal	$516.40+$5.50/1,000 over 75,000 gal	$516.40+$5.50/1,000 over 75,000 gal
Water – Block Rate	$791.40+10.50/1,000 over 125,000 gal	$791.40+10.50/1,000 over 125,000 gal	$791.40+10.50/1,000 over 125,000 gal
5. 3" Commercial Meter			
Water Tap Fee-existing service line/new service line	$1,660/$4,000	$1,660/$4,000	$1,660/$4,000
Water – Monthly Fees	$524.00/min. 32,000 gal.	$524.00/min. 32,000 gal.	$524.00/min. 32,000 gal.
Water – Block Rate	$524.00+$3.60/1,000 over 32,000 gal	$524.00+$3.60/1,000 over 32,000 gal	$524.00+$3.60/1,000 over 32,000 gal
Water – Block Rate	$768.80+$5.50/1,000 over 100,000 gal	$768.80+$5.50/1,000 over 100,000 gal	$768.80+$5.50/1,000 over 100,000 gal
Water – Block Rate	$1,043.80+10.50/1,000 over 150,000 gal	$1,043.80+10.50/1,000 over 150,000 gal	$1,043.80+10.50/1,000 over 150,000 gal
Comal Trace WDS:			
1. 5/8" Residential Meter			
Water – Connection Fees	$1,000.00	$1,000.00	$1,000.00
Water – Monthly Fees	$44.00/min. 2,000 gal.	$44.00/min. 2,000 gal.	$44.00/min. 2,000 gal.
Water – Block Rate	$44.00+$3.60/1,000 over 2,000 gal	$44.00+$3.60/1,000 over 2,000 gal	$44.00+$3.60/1,000 over 2,000 gal
Water – Block Rate	$72.80+$4.60/1,000 over 10,000 gal	$72.80+$4.60/1,000 over 10,000 gal	$72.80+$4.60/1,000 over 10,000 gal
Water – Block Rate	$141.80+$5.60/1,000 over 25,000 gal	$141.80+$5.60/1,000 over 25,000 gal	$141.80+$5.60/1,000 over 25,000 gal
Water – Block Rate	$281.80+6.60/1,000 over 50,000 gal	$281.80+6.60/1,000 over 50,000 gal	$281.80+6.60/1,000 over 50,000 gal
Water – Block Rate	$446.80+8.60/1,000 over 75,000 gal	$446.80+8.60/1,000 over 75,000 gal	$446.80+8.60/1,000 over 75,000 gal
Water – Block Rate	$661.80+$12.00/1,000 over 100,000 gal	$661.80+$12.00/1,000 over 100,000 gal	$661.80+$12.00/1,000 over 100,000 gal
Cordillera WWTP:			
Reconnection Fee: Wastewater	$500.00	$500.00	$500.00
Customer Re-Inspection Fee	N/A	N/A	$100.00
Transfer Fee	$40.00	$40.00	$40.00
Tampering Fee	$70.00+damages	$70.00+damages	$70.00+damages
NSF Fee	$25.00	$25.00	$25.00
Late Charge Penalty	5% of monthly fee	5% of monthly fee	5% of monthly fee
Wastewater – Connection Fees	$3,850/unit	$3,850/unit	$3,850/unit
Wastewater – Monthly Fees	$60.00	$61.00	$61.00

Note: Rate changes and new rates are highlighted.

Rates and Rate Structures

CALHOUN COUNTY RWS DIVISION	2011 Actual	2012 Actual	2013 Budget
Reconnect Fee/Trip Charge	$40.00	$70.00	$70.00
Call Out Trip Charge	$70.00	$180.00	$180.00
Transfer Fee	$40.00	$40.00	$40.00
Tampering Fee	$70.00+damages	$70.00+damages	$70.00+damages
Private Hand Valve Installation	$100.00 minimum	$140.00 minimum	$140.00 minimum
NSF Fee	$25.00	$25.00	$25.00
ACH Fee: individual bank draft at customers request	$25.00	$25.00	$25.00
Late Charge Penalty	5% of monthly fee	5% of monthly fee	5% of monthly fee
Rural Water Distribution System:			
1. 5/8" Meter Tap/Membership Fees	$1,000/$1,200	$1,000/$1,200	$1,000/$1,200
Minimum Rates	Min. 2,000 gal. $35.00	Min. 2,000 gal. $35.00	Min. 2,000 gal. $36.00
Block Rate	Over 2000 gal. $4.30/1000	Over 2000 gal. $4.30/1000	Over 2000 gal. $5.05/1000
Dry Tap Rate	$34.00/mth	$34.00/mth	$35.00/mth
2. ¾" Meter Tap/Membership Fees	$1,000/$2,300	$1,000/$2,300	$1,000/$2,300
Minimum Rates	Min. 3,000 gal. $52.50	Min. 3,000 gal. $52.50	Min. 3,000 gal. $54.00
Block Rate	Over 3000 gal. $4.30/1000	Over 3000 gal. $4.30/1000	Over 3000 gal. $5.05/1000
Dry Tap Rate	$51.50/mth	$51.50/mth	$53.00/mth
3. 1" Meter Tap/Membership Fees	$1,300/$3,100	$1,300/$3,100	$1,300/$3,100
Minimum Rates	Min. 4,000 gal. $70.00	Min. 4,000 gal. $70.00	Min. 4,000 gal. $72.00
Block Rate	Over 4000 gal. $4.30/1000	Over 4000 gal. $4.30/1000	Over 4000 gal. $5.05/1000
Dry Tap Rate	$69.00/mth	$69.00/mth	$71.00/mth
4. 1- ½" Meter Tap/Membership Fees	$1,900/$6,900	$1,900/$6,900	$1,900/$6,900
Minimum Rates	Min. 8,000 gal. $140.00	Min. 8,000 gal. $140.00	Min. 8,000 gal. $144.00
Block Rate	Over 8000 gal. $4.30/1000	Over 8000 gal. $4.30/1000	Over 8000 gal. $5.05/1000
Dry Tap Rate	$139.00/mth	$139.00/mth	$143.00/mth
5. 2" Meter Tap/Membership Fees	$2,100/$15,500	$2,100/$15,500	$2,100/$15,500
Minimum Rates	Min. 16,000 gal. $280.00	Min. 16,000 gal. $280.00	Min. 16,000 gal. $288.00
Block Rate	Over 16000 gal $4.30/1000	Over 16000 gal $4.30/1000	Over 16000 gal $5.05/1000
Dry Tap Rate	$279.00/mth	$279.00/mth	$287.00/mth
Crestview Subdivision:			
Monthly Sewer Fees	$62.00/unit	$66.00/unit	$70.00/unit
New Tap	Tap @ cost	Tap @ cost	Tap @ cost
Reactivate Connection	$210.00	$210.00	$210.00

Note: Rate changes and new rates are highlighted.

Rates and Rate Structures

COLETO CREEK RECREATION SYSTEM	2011 Actual	2012 Actual	2013 Budget
Day Use Entrance Permit	$8.00/day/4 people	$9.00/day/4 people	$9.00/day/4 people
Day Use Holiday Entrance Permit (Easter, Memorial Day, 4th of July, Labor Day)	N/A	N/A	$10.00/day/4 people
Individual Passes	$2.00/day	$2.00/day	$2.00/day
Annual Permit	$130.00	$136.00	$140.00
Replacement Annual Permit	$5.00	$5.00	$5.00
Camping Fee	$28.00/night	$29.00/night	$29.00/night
Camping Fee Premium Sites	$34.00/night	$35.00/night	$35.00/night
Camping Holiday Rate (Easter, Memorial Day, 4th of July, Labor Day)	$10.00/night extra chg.	$10.00/night extra chg.	$10.00/night extra chg.
Overflow Camping	$22.00/night	$23.00/night	$23.00/night
Camping Extra Vehicle Charge	$9.00/night	$10.00/night	$10.00/night
Camping Fee (Weekly: 10/1-3/31)	$154.00/7 nights	$161.00/7 nights	$161.00/7 nights
Camping Fee (Monthly: 10/1-3/31)	$405.00/30 nights	$405.00/30 nights	$405.00/30 nights
Senior Citizens Camping (10/1-3/31)	$22.00/night	$23.00/night	$23.00/night
Monthly Parking Pass (1/couple: 10/1-3/31)	$45.00/30 nights	$45.00/30 nights	$45.00/30 nights
Holding Tank Pumpout Fee	$10.00/pumpout	$10.00/pumpout	$10.00/pumpout
Cabin Rental (Small Units)	$65.00/night	$65.00/night	$65.00/night
Cabin Rental (Large Units)	$85.00/night	$85.00/night	$85.00/night
Cabin Rental (Trailer Units)	$105.00/night	$105.00/night	$105.00/night
Cabin Rental (Trailer Units)-Weekly	$350.00/7nights	$350.00/7nights	$350.00/7nights
Cabin Rental (Trailer Units)-Monthly	$900.00/30 nights	$900.00/30 nights	$900.00/30 nights
Cabin Holiday Rate (Easter, Memorial Day, 4th of July, Labor Day)	$10.00/night extra chg.	$10.00/night extra chg.	$10.00/night extra chg.
Group Picnic Shelter "C" (enclosed)	$100.00/day	$100.00/day	$100.00/day
Group Picnic Shelter "D"	$60.00/day	$60.00/day	$60.00/day
Boat/Trailer Storage	$45.00/30 days	$45.00/30 days	$45.00/30 days
Type I Lease (Minimum Annual Fee)	$270.00/yr	$270.00/yr	$270.00/yr
Type II Lease (Minimum Annual Fee)	$0.30/ft.	$0.50/ft.	$0.50/ft.
Lease Modification Permit	$75.00/permit	$75.00/permit	$75.00/permit
Lake Wood Common Area (Boat Channel)	$80.00/lot/yr	$80.00/lot/yr	$80.00/lot/yr
Lake Wood Homeowners Park	$45/off lake lot/yr	$45/off lake lot/yr	$45/off lake lot/yr
Twin Lake Homeowners Park	$70/off lake lot/yr	$70/off lake lot/yr	$70/off lake lot/yr
Agricultural Leases (Annual), Minimum	$50.00/yr	$50.00/yr	$50.00/yr
Agricultural Lease (Annual), Acreage Rate	$11.00/yr	$11.00/yr	$11.00/yr
Bowhunting Fee (weekend)	$120.00/hunter	$120.00/hunter	$120.00/hunter
Photo Blind Use Fee	$35.00/day/blind $80.00/3 days	$35.00/day/blind $80.00/3 days	$35.00/day/blind $80.00/3 days

Note: Rate changes and new rates are highlighted.

Rates and Rate Structures

LULING WTP DIVISION	2011 Actual	2012 Actual	2013 Budget
Water Treatment Plant Charge	$1.015/1,000 gal	$1.055/1,000 gal	$1.033/1,000 gal
Treated Water Delivery System O&M Charge	$0.317/1,000 gal	$0.318/1,000 gal	$0.339/1,000 gal

CANYON HYDROELECTRIC DIVISION	2011 Actual	2012 Actual	2013 Budget
Energy Charge	$0.0133/kWh	$0.0133/kWh	$0.0133/kWh

LOCKHART DIVISION	2011 Actual	2012 Actual	2013 Budget
Septic Tank Waste	$62.00/1,000 gal.	$62.00/1,000 gal.	$62.00/1,000 gal.
Hauler Annual Permit Fee	$150.00	$150.00	$150.00

Note: Rate changes and new rates are highlighted.

Debt Information

The issuance of long-term debt requires that GBRA retain the services of outside professionals to assist with the administrative responsibilities accompanying the issuance of the debt. These professionals are chosen to ensure compliance with legal requirements and reduce total financing costs. These professionals will normally include a financial advisor, bond counsel, printer, trustee, underwriter, rating agency and paying agent. Other professionals, which are retained depending on the magnitude and complexity of the issue, include general counsel, underwriter counsel and bond insurer. The following table displays the financing team structure and current outside financial professionals engaged by GBRA:

	Contract Revenue Bonds	
Issuer - GBRA	**Underwriters**	**Bond Purchasers**
__Financial Advisors *Specialized Public Finance* __General Counsel __Paying Agent/Registrar __Bond Printer __POS/OS Printer	__Underwriter Counsel __Rating Agency *Moody's and S&P* __Bond Insurer	__Bond Counsel *McCall, Parkhurst & Horton* __Trustee

The funding of infrastructure or other capital improvement projects is derived from both equity and debt sources. That funding which is provided through equity includes revenue received from customers as well as contributions from developers. Capital improvement funding, which is provided from debt, includes short-term bank loans as well as to the issuance of longer-term contract revenue bonds. GBRA does not have the power of taxation nor does it derive any of its revenues from taxes; therefore, it issues no general obligation bonds. A summary of the projected August 31, 2013 balance for GBRA's current debt is shown on the following page. This schedule does not reflect the proposed loans/bonds totaling $30,000 budgeted for this year. The proposed obligations for this budget year are listed below:

Division	*Amount*	*Description*
Cordillera WWTP	$30,000	Loan for equipment purchase
TOTAL	$30,000	

Debt Obligations – Summary Table

Series	Date of Issue	Final Maturity	Effective Interest Rate	Original Amount	Outstanding 8/31/2011	Retired During FY 2012	Outstanding 8/31/2012	Retired During FY 2013	Outstanding 8/31/2013
OBLIGATIONS PAYABLE DIRECTLY BY GBRA									
GUADALUPE VALLEY HYDROELECTRIC DIVISION									
First Lockhart Nat'l Bank Loan, Slope Mower	11/17/2008	2013	3.9%	$110,000	$52,215	$22,627	$29,588	$23,552	$6,036
First Lockhart Nat'l Bank Loan, Truck	02/17/2011	2014	3.5%	$30,000	$25,216	$9,821	$15,395	$10,174	$5,221
RURAL UTILITIES DIVISION									
Wells Fargo Loan, Dunlap Construction	09/15/2005	2015	6.1%	$4,400,000	$3,731,618	$3,731,618	--	--	--
Regions Bank Loan, Dunlap Construction	03/15/2012	2015	2.3%	$3,590,000	--	--	$3,590,000	$215,000	$3,375,000
Regions Bank Loan, Dunlap Construction	03/15/2012	2032	3.3%	$2,600,000	--	--	$2,600,000	--	$2,600,000
WATER RESOURCE DIVISION									
U.S. Government Loan	01/01/1977	2026	2.5%	$8,979,862	$3,824,487	$213,278	$3,611,209	$218,610	$3,392,599
GE Capital Public Finance Loan, Equipment	03/15/2004	2014	4.8%	467,276	140,069	53,365	86,704	56,005	30,699
JP Morgan Chase Bank Loan, Office Expansion	05/09/2006	2016	4.18%	1,600,000	746,667	160,000	586,667	160,000	426,667
Luling Foundation Loan, Water Right Purchase	09/26/2006	2031	4.50%	584,706	498,204	15,881	482,323	16,595	465,728
Ussery Loan, Water Right Purchase	09/26/2006	2031	4.50%	343,496	292,679	9,329	283,350	9,749	273,601
Metcalf Bank Loan, Lab Equipment	10/20/2008	2014	5.25%	102,945	51,186	21,170	30,016	22,308	7,708
General Improvement & Refunding Rev Bonds, 20	03/01/2011	2030	3.0-4.375%	10,745,000	10,150,000	420,000	9,730,000	435,000	9,295,000
General Improvement Revenue Bonds, 2012	04/05/2012	2031	0.14-1.86%	4,400,000	--	--	4,400,000	225,000	4,175,000
Total Obligations Payable Directly by GBRA				$37,953,285	$19,512,341	$4,657,089	$25,445,252	$1,391,993	$24,053,259
OBLIGATIONS PAYABLE PURSUANT TO CONTRACTS									
WATER RESOURCE DIVISION									
Western Canyon Regional Water Supply Project Revenue Bonds									
2003	04/01/2003	2033	3.0-5.25%	79,450,000	69,870,000	1,825,000	68,045,000	1,915,000	66,130,000
IH 35 Project Combined Revenue Bonds									
2004A	12/07/2004	2037	3.0-4.15%	15,660,000	14,510,000	310,000	14,200,000	320,000	13,880,000
IH 35 Project Combined Revenue Bonds, Taxable									
2004B	12/07/2004	2037	3.0-4.15%	5,305,000	4,995,000	90,000	4,905,000	95,000	4,810,000
RRWDS Combined Revenue Bonds									
2007A	09/15/2007	2039	5.0%	9,180,000	8,890,000	150,000	8,740,000	160,000	8,580,000
RRWDS Combined Revenue Bonds, Taxable									
2007B	09/15/2007	2039	7.1%	5,775,000	5,645,000	70,000	5,575,000	75,000	5,500,000
Regional Raw Wtr Delivery System Bonds, San Marcos									
2010	08/01/2010	2024	2.0-3.25%	6,895,000	6,480,000	420,000	6,060,000	430,000	5,630,000
PORT LAVACA WATER TREATMENT PLANT DIVISION									
Frost National Bank Loan	03/04/2008	2022	4.0%	400,000	370,115	9,117	360,998	9,535	351,463
Water Supply Revenue Refunding Bonds									
2000	12/15/2000	2016	4.50-5.375%	3,265,000	1,395,000	1,395,000	--	--	--
Water Supply Revenue Refunding Bonds									
2011	08/16/2011	2016	2.0%	1,205,000	1,205,000	25,000	1,180,000	285,000	895,000
LULING WATER TREATMENT PLANT DIVISION									
Treated Water Delivery System Contract Revenue Bonds									
2004	05/01/2004	2030	3.0-5.0%	6,370,000	5,415,000	180,000	5,235,000	190,000	5,045,000
CANYON HYDROELECTRIC DIVISION									
Hydroelectric Project Revenue Refunding Bonds									
2002	04/15/2002	2014	3.5-4.75%	9,705,000	2,970,000	945,000	2,025,000	995,000	1,030,000
LOCKHART WASTEWATER RECLAMATION DIVISION									
Contract Revenue Bonds									
2010	08/01/2010	2017	1.5%-2.5%	4,025,000	3,495,000	535,000	2,960,000	550,000	2,410,000
Total Contract Revenue Bonds				$147,235,000	$125,240,115	$5,954,117	$119,285,998	$5,024,535	$114,261,463
Total Revenue Bonds and Long-Term Loans Payable					**$144,752,456**		**$144,731,250**		**$138,314,722**

Debt Obligations – Amortization Schedules

GUADALUPE VALLEY HYDROELECTRIC SLOPE MOWER EQUIPMENT AMORTIZATION SCHEDULE FOR FIRST LOCKHART NATIONAL BANK LOAN

YR ENDING AUGUST 31	PRINCIPAL	INTEREST	TOTAL REQUIREMENTS
2013	$23,552	$754	$24,306
2014	6,036	41	6,077
	$29,588	$ 795	$30,383

GUADALUPE VALLEY HYDROELECTRIC TRUCK AMORTIZATION SCHEDULE FOR FIRST LOCKHART NATIONAL BANK LOAN

YR ENDING AUGUST 31	PRINCIPAL	INTEREST	TOTAL REQUIREMENTS
2013	$10,174	$382	$10,556
2014	5,221	54	5,275
	$15,395	$ 436	$15,831

DUNLAP WASTEWATER TREATMENT PLANT EXPANSION AMORTIZATION SCHEDULE FOR REGIONS BANK LOAN

YR ENDING	TAX-EXEMPT			TAXABLE			TOTAL
AUGUST 31	PRINCIPAL	INTEREST	TOTAL	PRINCIPAL	INTEREST	TOTAL	REQ'S
2013	$ -	$86,840	$ 86,840	$215,000	$81,490	$296,490	$383,330
2014	95,000	85,254	180,254	175,000	76,928	251,928	432,182
2015	95,000	82,081	177,081	180,000	72,774	252,774	429,855
2016	100,000	78,824	178,824	3,020,000	35,334	3,055,334	3,234,158
2017	105,000	75,401	180,401				180,401
2018	105,000	71,893	176,893				176,893
2019	110,000	68,303	178,303				178,303
2020	115,000	64,546	179,546				179,546
2021	115,000	60,704	175,704				175,704
2022	120,000	56,780	176,780				176,780
2023	125,000	52,689	177,689				177,689
2024	130,000	48,430	178,430				178,430
2025	135,000	44,004	179,004				179,004
2026	140,000	39,412	179,412				179,412
2027	145,000	34,653	179,653				179,653
2028	145,000	29,809	174,809				174,809
2029	150,000	24,883	174,883				174,883
2030	160,000	19,706	179,706				179,706
2031	165,000	14,278	179,278				179,278
2032	170,000	8,683	178,683				178,683
2033	175,000	2,923	177,923				177,923
	$2,600,000	$1,050,096	$3,650,096	$3,590,000	$266,526	$3,856,526	$7,506,622

Debt Obligations – Amortization Schedules

CANYON DAM AND RESERVOIR SCHEDULE
AMORTIZATION SCHEDULE FOR U.S. GOVERNMENT LOAN

YR ENDING AUGUST 31	PRINCIPAL	INTEREST	TOTAL REQUIREMENTS
2013	$218,610	$90,280	$308,890
2014	224,075	84,815	308,890
2015	229,677	79,213	308,890
2016	235,419	73,471	308,890
2017	241,305	67,585	308,890
2018	247,337	61,553	308,890
2019	253,521	55,369	308,890
2020	259,859	49,031	308,890
2021	266,355	42,535	308,890
2022	273,014	35,876	308,890
2023	279,839	29,051	308,890
2024	286,835	22,055	308,890
2025	294,006	14,884	308,890
2026	301,357	7,532	308,890
	$3,611,209	$713,250	$4,324,460

EQUIPMENT PURCHASES AMORTIZATION SCHEDULE
FOR GE CAPITAL PUBLIC FINANCE LOAN

YR ENDING AUGUST 31	PRINCIPAL	INTEREST	TOTAL REQUIREMENTS
2013	$56,005	$3,120	$59,125
2014	30,699	550	31,249
	$86,704	$3,670	$90,374

OFFICE EXPANSION AMORTIZATION SCHEDULE
FOR JP MORGAN CHASE LOAN

YEAR ENDING AUGUST 31	PRINCIPAL	INTEREST	TOTAL REQUIREMENTS
2013	$160,000	$21,457	$181,457
2014	160,000	14,769	174,769
2015	160,000	8,081	168,081
2016	106,667	1,672	108,339
	$586,667	$45,979	$632,646

Debt Obligations – Amortization Schedules

WATER RIGHT PURCHASE AMORTIZATION SCHEDULE

YREND AUG 31	LULING FOUNDATION PRINCIPAL	LULING FOUNDATION INTEREST	LULING FOUNDATION TOTAL	ABNER USSERY PRINCIPAL	ABNER USSERY INTEREST	ABNER USSERY TOTAL	GRAND TOTAL
2013	$16,595	$21,705	$38,300	$9,749	$12,751	$22,500	$60,800
2014	17,342	20,958	38,300	10,188	12,312	22,500	60,800
2015	18,123	20,177	38,300	10,646	11,854	22,500	60,800
2016	18,938	19,362	38,300	11,126	11,374	22,500	60,800
2017	19,790	18,510	38,300	11,626	10,874	22,500	60,800
2018	20,681	17,619	38,300	12,149	10,351	22,500	60,800
2019	21,612	16,688	38,300	12,696	9,804	22,500	60,800
2020	22,584	15,716	38,300	13,267	9,233	22,500	60,800
2021	23,600	14,700	38,300	13,864	8,636	22,500	60,800
2022	24,662	13,638	38,300	14,488	8,012	22,500	60,800
2023	25,772	12,528	38,300	15,140	7,360	22,500	60,800
2024	26,932	11,368	38,300	15,822	6,678	22,500	60,800
2025	28,144	10,156	38,300	16,534	5,966	22,500	60,800
2026	29,410	8,890	38,300	17,278	5,222	22,500	60,800
2027	30,734	7,566	38,300	18,055	4,445	22,500	60,800
2028	32,117	6,183	38,300	18,867	3,633	22,500	60,800
2029	33,562	4,738	38,300	19,717	2,783	22,500	60,800
2030	35,072	3,228	38,300	20,604	1,896	22,500	60,800
2031	36,653	1,647	38,300	21,534	966	22,500	60,800
	$482,323	$245,377	$727,700	$283,350	$144,150	$427,500	$1,155,200

LAB EQUIPMENT PURCHASE FOR METCALF BANK LOAN

YR ENDING AUGUST 31	PRINCIPAL	INTEREST	TOTAL REQUIREMENTS
2013	$22,308	$1,044	$23,352
2014	7,708	84	7,792
	$30,016	$1,128	$31,144

Debt Obligations – Amortization Schedules

GENERAL IMPROVEMENT & REFUNDING REVENUE BONDS, SERIES 2011

YR END AUG 31	WATER RIGHT CONTRACT BUYOUT			REFUNDING OFFICE EXPANSION			TOTAL REQUIREMENTS
	PRINCIPAL	INTEREST	TOTAL	PRINCIPAL	INTEREST	TOTAL	
2013	$270,000	$252,462.50	$522,463	$165,000	$130,393.76	$295,394	$817,857
2014	280,000	241,662.50	521,663	170,000	123,793.76	293,794	815,457
2015	290,000	230,462.50	520,463	180,000	116,993.76	296,994	817,457
2016	300,000	221,762.50	521,763	190,000	111,593.76	301,594	823,357
2017	310,000	212,762.50	522,763	195,000	105,893.76	300,894	823,657
2018	320,000	203,462.50	523,463	200,000	100,043.76	300,044	823,507
2019	330,000	190,662.50	520,663	215,000	92,043.76	307,044	827,707
2020	345,000	177,462.50	522,463	220,000	83,443.76	303,444	825,907
2021	360,000	163,662.50	523,663	230,000	74,643.76	304,644	828,307
2022	375,000	149,262.50	524,263	240,000	65,443.76	305,444	829,707
2023	385,000	135,668.76	520,669	255,000	56,743.76	311,744	832,413
2024	400,000	121,231.26	521,231	265,000	47,181.26	312,181	833,412
2025	415,000	105,231.26	520,231	275,000	36,581.26	311,581	831,812
2026	435,000	88,112.50	523,113	285,000	25,237.50	310,238	833,351
2027	455,000	69,625.00	524,625	300,000	13,125.00	313,125	837,750
2028	475,000	49,718.76	524,719			-	524,719
2029	495,000	27,750.00	522,750			-	522,750
2030	105,000	4,856.26	109,856			-	109,856
	$6,345,000	$2,645,819	$8,990,824	$3,385,000	$1,183,156	$4,568,159	$13,558,983

MID-BASIN WIF PROJECT, GENERAL IMPROVEMENT REVENUE BONDS, SERIES 2012

YR END AUG 31	PRINCIPAL	INTEREST	TOTAL
2013	$225,000	$37,603	$262,603
2014	225,000	37,603	262,603
2015	225,000	37,603	262,603
2016	220,000	37,603	257,603
2017	220,000	37,603	257,603
2018	220,000	37,603	257,603
2019	225,000	37,295	262,295
2020	225,000	36,620	261,620
2021	225,000	35,472	260,472
2022	225,000	33,898	258,898
2023	230,000	31,985	261,985
2024	230,000	29,593	259,593
2025	235,000	26,971	261,971
2026	235,000	24,128	259,128
2027	240,000	21,002	261,002
2028	245,000	17,522	262,522
2029	245,000	13,210	258,210
2030	250,000	9,143	259,143
2031	255,000	4,743	259,743
	$4,400,000	$560,883	$4,960,883

Debt Obligations – Amortization Schedules

CONTRACT REVENUE BONDS, SERIES 2003
WESTERN CANYON REGIONAL WATER SUPPLY PROJECT
AMORTIZATION SCHEDULE

YEAR ENDING AUGUST 31	PRINCIPAL	INTEREST	TOTAL REQUIREMENTS
2013	$1,915,000	$3,405,675	$5,320,675
2014	1,990,000	3,329,075	5,319,075
2015	2,070,000	3,249,475	5,319,475
2016	2,180,000	3,140,800	5,320,800
2017	2,295,000	3,026,350	5,321,350
2018	2,415,000	2,905,863	5,320,863
2019	2,540,000	2,779,075	5,319,075
2020	2,675,000	2,645,725	5,320,725
2021	2,815,000	2,505,288	5,320,288
2022	2,965,000	2,357,500	5,322,500
2023	3,110,000	2,209,250	5,319,250
2024	3,265,000	2,053,750	5,318,750
2025	3,430,000	1,890,500	5,320,500
2026	3,600,000	1,719,000	5,319,000
2027	3,780,000	1,539,000	5,319,000
2028	3,970,000	1,350,000	5,320,000
2029	4,170,000	1,151,500	5,321,500
2030	4,375,000	943,000	5,318,000
2031	4,595,000	724,250	5,319,250
2032	4,825,000	494,500	5,319,500
2033	5,065,000	253,250	5,318,250
	$68,045,000	$43,672,826	$111,717,826

Debt Obligations – Amortization Schedules

COMBINATION CONTRACT REVENUE BONDS, SUBORDINATE-SERIES 2004A&B WATER RESOURCES DIVISION REVENUE, AND SURPLUS WATER PROJECT REVENUE BONDS (IH35 PROJECT) AMORTIZATION SCHEDULE

	SERIES 2004A BONDS			TAXABLE SERIES 2004B BONDS			
YREND AUG 31	PRINCIPAL	INTEREST	2004A TOTAL	PRINCIPAL	INTEREST	2004B TOTAL	GRAND TOTAL
2013	$320,000	$673,925	$993,925	$95,000	$281,745	$376,745	$1,370,670
2014	335,000	662,325	997,325	100,000	276,520	376,520	1,373,845
2015	345,000	649,762	994,762	105,000	271,020	376,020	1,370,782
2016	360,000	636,825	996,825	110,000	265,245	375,245	1,372,070
2017	370,000	622,425	992,425	115,000	259,195	374,195	1,366,620
2018	385,000	607,625	992,625	125,000	252,870	377,870	1,370,495
2019	405,000	591,744	996,744	130,000	245,995	375,995	1,372,739
2020	420,000	574,025	994,025	135,000	238,845	373,845	1,367,870
2021	440,000	555,650	995,650	145,000	231,420	376,420	1,372,070
2022	460,000	533,650	993,650	150,000	223,010	373,010	1,366,660
2023	485,000	510,650	995,650	160,000	214,310	374,310	1,369,960
2024	510,000	486,400	996,400	170,000	205,030	375,030	1,371,430
2025	535,000	460,900	995,900	180,000	195,170	375,170	1,371,070
2026	560,000	435,487	995,487	190,000	184,730	374,730	1,370,217
2027	585,000	408,887	993,887	200,000	173,710	373,710	1,367,597
2028	615,000	381,100	996,100	215,000	162,110	377,110	1,373,210
2029	645,000	351,887	996,887	225,000	149,640	374,640	1,371,527
2030	675,000	321,250	996,250	240,000	136,590	376,590	1,372,840
2031	705,000	287,500	992,500	255,000	122,670	377,670	1,370,170
2032	740,000	252,250	992,250	270,000	107,880	377,880	1,370,130
2033	780,000	215,250	995,250	285,000	92,220	377,220	1,372,470
2034	820,000	176,250	996,250	300,000	75,690	375,690	1,371,940
2035	860,000	135,250	995,250	315,000	58,290	373,290	1,368,540
2036	900,000	92,250	992,250	335,000	40,020	375,020	1,367,270
2037	945,000	47,250	992,250	355,000	20,590	375,590	1,367,840
	$14,200,000	$10,670,517	$24,870,517	$4,905,000	$4,484,515	$9,389,515	$34,260,032

Debt Obligations – Amortization Schedules

COMBINATION CONTRACT REVENUE BONDS, SUBORDINATE-SERIES 2007A&B WATER RESOURCES DIVISION REVENUE, AND SURPLUS WATER PROJECT REVENUE BONDS (RRWDS PROJECT) AMORTIZATION SCHEDULE

	SERIES 2007A BONDS			TAXABLE SERIES 2007B BONDS			
YREND AUG 31	PRINCIPAL	INTEREST	2007A TOTAL	PRINCIPAL	INTEREST	2007B TOTAL	GRAND TOTAL
2013	$160,000	$437,250	$597,250	$75,000	$394,506	$469,506	$1,066,756
2014	170,000	429,250	599,250	80,000	389,203	469,203	1,068,453
2015	175,000	420,750	595,750	85,000	383,548	468,548	1,064,298
2016	185,000	412,000	597,000	90,000	377,538	467,538	1,064,538
2017	195,000	402,750	597,750	100,000	371,175	471,175	1,068,925
2018	205,000	393,000	598,000	105,000	364,105	469,105	1,067,105
2019	215,000	382,750	597,750	110,000	356,682	466,682	1,064,432
2020	225,000	372,000	597,000	120,000	348,904	468,904	1,065,904
2021	235,000	360,750	595,750	130,000	340,421	470,421	1,066,171
2022	250,000	349,000	599,000	135,000	331,230	466,230	1,065,230
2023	260,000	336,500	596,500	145,000	321,685	466,685	1,063,185
2024	275,000	323,500	598,500	155,000	311,433	466,433	1,064,933
2025	285,000	309,750	594,750	170,000	300,475	470,475	1,065,225
2026	300,000	295,500	595,500	180,000	288,456	468,456	1,063,956
2027	315,000	280,500	595,500	195,000	275,730	470,730	1,061,230
2028	330,000	264,750	594,750	205,000	261,943	466,943	1,066,693
2029	350,000	248,000	598,000	220,000	247,450	467,450	1,065,450
2030	365,000	230,500	595,500	235,000	231,896	466,896	1,062,396
2031	385,000	212,250	597,250	255,000	215,282	470,282	1,067,532
2032	405,000	193,000	598,000	270,000	197,253	467,253	1,065,253
2033	425,000	172,750	597,750	290,000	178,164	468,164	1,065,914
2034	445,000	151,500	596,500	310,000	157,661	467,661	1,064,161
2035	470,000	129,250	599,250	335,000	135,744	470,744	1,069,994
2036	490,000	105,750	595,750	355,000	112,060	467,060	1,062,810
2037	515,000	81,250	596,250	380,000	86,961	466,961	1,063,211
2038	540,000	55,500	595,500	410,000	60,095	470,095	1,065,595
2039	570,000	28,500	598,500	435,000	31,107	471,107	1,069,607
	$8,740,000	$7,378,250	$16,118,250	$5,575,000	$7,070,707	$12,650,707	$28,768,957

Debt Obligations – Amortization Schedules

REGIONAL RAW WATER DELIVERY SYSTEM
CONTRACT REVENUE REFUNDING BONDS, SERIES 2010
(CITY OF SAN MARCOS, TEXAS PORTION)

YR ENDING AUGUST 31	PRINCIPAL	INTEREST	TOTAL REQUIREMENTS
2014	$430,000	$157,268	$587,265
2015	440,000	148,568	588,568
2016	445,000	139,718	584,718
2017	460,000	130,668	590,668
2018	470,000	120,781	590,781
2019	490,000	108,756	598,756
2020	500,000	94,518	594,518
2021	520,000	79,218	599,218
2022	540,000	63,318	603,318
2023	565,000	46,743	611,743
2024	585,000	29,128	614,128
2025	615,000	9,994	624,994
	$6,060,000	$1,128,678	$7,188,675

** The principal and related interest are due September 1, but are paid by August 31 in the prior fiscal year*

PORT LAVACA WTP CLEARWELL
FROST NATIONAL BANK

YEAR ENDING AUGUST 31	PRINCIPAL	INTEREST	TOTAL REQUIREMENTS
2013	$9,535	$14,465	$24,000
2014	9,929	14,071	24,000
2015	10,339	13,661	24,000
2016	29,533	13,111	42,644
2017	49,975	11,313	61,288
2018	52,040	9,248	61,288
2019	54,190	7,098	61,288
2020	56,416	4,872	61,288
2021	58,760	2,528	61,288
2022	30,281	360	30,641
	$360,998	$90,727	$451,725

Debt Obligations – Amortization Schedules

WATER SUPPLY REVENUE BONDS AND REVENUE REFUNDING BONDS (CITY OF PORT LAVACA, TEXAS) SERIES 2011

YR ENDING AUGUST 31	PRINCIPAL	INTEREST	TOTAL REQUIREMENTS
2013	$285,000	$20,750	$305,750
2014	290,000	15,000	305,000
2015	300,000	9,100	309,100
2016	305,000	3,050	308,050
	$1,180,000	$47,900	$1,227,900

CONTRACT REVENUE BONDS, SERIES 2004 TREATED WATER DELIVERY SYSTEM (CITY OF LOCKHART PROJECT)

YR ENDING AUGUST 31	PRINCIPAL	INTEREST	TOTAL REQUIREMENTS
2013	$190,000	$251,434	$441,434
2014	200,000	243,039	443,039
2015	205,000	233,926	438,926
2016	215,000	224,584	439,584
2017	225,000	214,791	439,791
2018	235,000	204,324	439,324
2019	250,000	192,669	442,669
2020	260,000	179,756	439,756
2021	275,000	166,047	441,047
2022	285,000	151,875	436,875
2023	300,000	137,250	437,250
2024	315,000	121,875	436,875
2025	335,000	105,625	440,625
2026	350,000	88,500	438,500
2027	370,000	70,500	440,500
2028	390,000	51,500	441,500
2029	405,000	31,625	436,625
2030	430,000	10,750	440,750
	$5,235,000	$2,680,070	$7,915,070

Debt Obligations – Amortization Schedules

HYDROELECTRIC PROJECT REVENUE REFUNDING BONDS SERIES 2002, (CITY OF NEW BRAUNFELS, TEXAS PROJECT)

YR ENDING AUGUST 31	PRINCIPAL	INTEREST	TOTAL REQUIREMENTS
2013	$995,000	$95,193	$1,090,193
2014	1,030,000	48,925	1,078,925
	$2,025,000	$144,118	$2,169,118

CONTRACT REVENUE REFUNDING BONDS SERIES 2010 (CITY OF LOCKHART PROJECT)

YR ENDING AUGUST 31	PRINCIPAL	INTEREST	TOTAL REQUIREMENTS
2013	$550,000	$56,900	$606,900
2014	565,000	45,750	610,750
2015	590,000	34,200	624,200
2016	615,000	22,150	637,150
2017	640,000	8,000	648,000
	$2,960,000	$167,000	$3,127,000

Capital Improvements

A capital improvements program was originally developed during FY 1997 and was embedded in the initial "Guadalupe-Blanco River Authority Five Year Financial Plan". The updated capital improvements program includes equipment requirements projected for the years 2013-2017. The capital improvements program assesses future infrastructure as well as other needed capital additions. Considerations that are included in the development of this program are customer demand, economic development, condition of existing infrastructure, and changing environmental regulations. An evaluation of all of these factors is important due to the high cost of the projects required to deliver the utility service to end use customers.

The capital improvements program is a financial planning tool subject to amendment as conditions change. In that respect, capital improvements that have been identified may be purchased in a different year than identified or not purchased at all if conditions do not warrant. The budgeted capital expenditures are assimilated into the annual budget without the need for long term, external financing unless otherwise noted.

General Division

DESCRIPTION	2013	2014	2015	2016	2017
Computer Hardware	$61,500	$50,000	$50,000	$50,000	$50,000
Replacement Vehicle(s)	$60,000	$50,000	$50,000	$50,000	$50,000
Additional Security Cameras	$25,000				
Parking Lot Paving & Striping	DEFERRED	$63,000			
Wheelchair Ramp Installation	DEFERRED	$25,000			
Office Furniture & Fixtures		$10,000	$10,000	$10,000	$10,000
TOTALS	**$146,500**	**$198,000**	**$110,000**	**$110,000**	**$110,000**

The largest addition for FY 2013 is for the purchase of information technology (IT) or computer equipment in the aggregate amount of $61,500. These IT additions are part GBRA's efforts to upgrade hardware and software as each reach the end of the useful life or when the manufacturer ceases to support that generation of equipment. The second largest capital addition for FY 2013 is for the purchase of two automobiles to replace fleet units with high mileage that have become more costly to repair and maintain due to their heavy use.

The General Division's capital addition budget for FY 2013 remains relatively the same when compared to other years and as a result does not have a significant budget impact which requires rate increases or external funding. The internal sources of funding may come from the annual budget to the extent that the amount is recurring and will not cause an unreasonable budgetary impact.

Capital Improvements

Guadalupe Valley Hydroelectric Division

DESCRIPTION	2013	2014	2015	2016	2017
McQueeney Spillgate Structural Repairs	$250,000				
Dam, Levee, Structural Erosion Repairs	$97,000	$50,000			
SCADA Upgrade	$65,000				
Upgrade Suspension Bridge Cable System	$40,000				
Replacement Truck	$35,000	$40,000	$43,000	$44,000	$44,000
Spare Front End Processor	$10,000				
Thermal Imager	$9,000		$550,000		
Replace Insulation Resistance Tester	$6,000				
Replace SCADA Server	$6,000				
Replace Boat Trailer	$4,000				
Replace Outboard Boat Motor	$2,500				
H-5 Spillgate Structural Repairs		$290,000			
Paint a Power House		$240,000			
Rehabilitate Hydro Retainer Gates		$145,000	$145,000		
Nolte Spillgate Structural Repairs		$55,000	$57,000		
Replacement Office Furniture		$3,000			
TP-4 Spillgate Structural Repairs			$2,000	$2,000	
TOTALS	**$524,500**	**$823,000**	**$797,000**	**$46,000**	**$44,000**

Dam and levee erosion repairs and spillgate structural repairs will continue in FY 2013. A power house will be painted during the year as well.

Purchases planned in FY 2013 include a SCADA server, boat trailer, and a maintenance truck.

Funds for the items listed will be provided by hydroelectric power sales.

Capital Improvements

Rural Utilities Division

DESCRIPTION	2013	2014	2015	2016	2017
Shadow Creek WWTP					
Replacement Truck		$20,000			
SUB-TOTALS	**$ 0**	**$20,000**	**$ 0**	**$ 0**	**$ 0**

Since the system is a relatively new system started during FY 2007 and the owner of the system is planning a plant expansion within the next two years, no capital improvements are projected beyond the FY 2017. The truck listed for FY 2014 will replace an existing 2004 model year SUV.

Capital Improvements

Rural Utilities Division (cont.)

DESCRIPTION	2013	2014	2015	2016	2017
Canyon Park WWTP:					
Replace Aerator	$25,000				
Shared Cost of MP2 Upgrade		$3,750	$3,750	$3,750	
¼ Cost of Replacement Truck			$7,500		
Chlorine Regulator			$1,400		
SUB-TOTALS	**$25,000**	**$3,750**	**$12,650**	**$3,750**	**$ 0**

Capital improvements planned in FY 2013 include the replacement of an aerator. This improvement will be funded by revenues from customer billings and from funds accumulated in previous years.

Capital Improvements

Rural Utilities Division (cont.)

DESCRIPTION	2013	2014	2015	2016	2017
Dunlap WWTP:					
River Bend Pump Station	$733,722				
Dunlap Regional WW Lift Station	$9,238				
Sludge Press and Building		$418,000			
Emergency Generator	DEFERRED	$131,250			
Shared Cost of MP2 Upgrade		$3,750	$3,750	$3,750	$3,750
¼ Cost of Replacement Truck			$7,500		
SUB-TOTALS	**$742,960**	**$553,000**	**$11,250**	**$3,750**	**$3,750**

A capital improvement planned in FY 2013 is the construction of a replacement River Bend Lift Station at a projected cost of $733,722. This improvement is required due to the approximate 40year old age of the current station, increased wastewater flows in the area and the close proximity of the current station to the Guadalupe River.

A sludge press and building are planned in FY 2014. They will be required to accommodate the increased amount of sludge due to plant expansion and will be financed with a bank loan in order to spread the financial impact over several years.

The FY 2013 capital improvements listed above will be funded by revenues from customer billings, a $369,000 interfund loan from GBRA's General Division and funds from a tax exempt bank loan secured in FY 2012.

Capital Improvements

Rural Utilities Division (cont.)

DESCRIPTION	2013	2014	2015	2016	2017
Northcliffe WWTP:					
Replace Emergency Generator	DEFERRED	$75,000			
¼ Cost of Replacement Truck			$7,500		
Chlorine Regulator			$1,400		
SUB-TOTALS	**$ 0**	**$75,000**	**$8,900**	**$ 0**	**$ 0**

The only capital improvement planned in FY 2013 is to purchase and replace a chlorine regulator.

The capital improvements listed above will be assimilated into the annual budget without the need for long-term external financing.

Capital Improvements

Rural Utilities Division (cont.)

DESCRIPTION	2013	2014	2015	2016	2017
Springs Hill WWTP:					
Shared Cost of MP2 Upgrade		$3,750	$3,750	$3,750	$3,750
New Clarifier			$250,000		
¼ Cost of Replacement Truck			$7,500		
SUB-TOTALS	**$ 0**	**$3,750**	**$261,250**	**$3,750**	**$3,750**

GBRA operates the wastewater treatment plant while the City of Seguin is responsible for the collection system.

There are no capital improvements planned in FY 2013. Although GBRA does not see the need for increased treatment capacity at this time, a new clarifier tentatively scheduled in FY 2015 will be dependent on development in the area and the subsequent demand on the treatment plant.

With the exception of the new clarifier in FY 2015, all capital additions will be paid from normal operating revenues.

Capital Improvements

Rural Utilities Division (cont.)

DESCRIPTION	2013	2014	2015	2016	2017
Sunfield WWTP:					
None					
SUB-TOTALS	**$ 0**	**$ 0**	**$ 0**	**$ 0**	**$ 0**
TOTALS RUD DIVISION	**$767,960**	**$655,500**	**$294,050**	**$11,250**	**$7,500**

In June of 2006 a wastewater treatment plant operating agreement was signed between 2428 Partners L.P. and GBRA. Plant start-up occurred during FY 2010, upon completion of construction of the 0.025 MGD Sunfield Wastewater Treatment Plant.

At that time, GBRA assumed operation of the plant. Since the plant is new, no capital improvements are projected during this five-year period.

Capital Improvements

Water Resources Division

DESCRIPTION	2013	2014	2015	2016	2017
Water Sales:					
Replacement Trackhoe Boom	$27,000				
Hillside Terrace Generator and Radio Building	$18,700				
H5 Lot Restoration	$15,200				
Siphon Gate Improvements	$6,000				
Water Right Acquisition		$200,000	$250,000	$300,000	$350,000
Park Structures/Improvements		$67,000	$4,000	$8,000	$8,000
Infrastructure Security		$50,000	$50,000	$50,000	$50,000
Truck/IT/Office Equip		$40,000	$40,000	$40,000	$40,000
Flow/Rainfall Monitors		$20,000	$20,000	$20,000	$20,000
GIS Programming		$20,000	$20,000	$20,000	$20,000
Replacement Truck - Lake Wood		$18,000			
Diversion Levee Rehab		$10,000	$10,000	$10,000	$10,000
Additional Showers - Lake Wood		$10,000			
Dump Station - Lake Wood		$6,000			
New Grounds Mower - Lake Wood				$10,000	
SUB-TOTALS	**$66,900**	**$441,000**	**$394,000**	**$458,000**	**$498,000**

A significant capital addition scheduled for FY 2013 is the restoration of the Lake Wood Island lots at a cost of $15,200. In FY 2014 construction of a 20'x40' Pavilion for local group gatherings is planned. This new pavilion will provide additional visitation and enlarge customer base and new customer knowledge of the parks facilities. Also in FY 2014 a dump station upgrade, additional showers and a replacement park vehicle are planned. And in FY 2015 road and campsite pad repairs are planned. Capital additions within the Water Resource Division – LWRA will be funded through the Canyon Reservoir stored water sales, grants, and collected park use fees.

No construction projects are included in the Water Resource Division FY 2013 budget. However, GBRA is studying the design and facilities needed for the approximate $400 million Mid-Basin Project. This project will be constructed as demand dictates.

The most significant capital additions scheduled for FY 2014-2017 are Water Right Acquisitions totaling $1,100,000. This is part of GBRA's on-going effort to purchase additional water resources when they are available in order to meet the growing water demands within GBRA's district.

Capital Improvements

Water Resources Division (cont.)

DESCRIPTION	2013	2014	2015	2016	2017
Regional Laboratory:					
Clean Rivers Program	$161,056	$143,000	$143,000	$143,000	$143,000
Upgrade to Ion Chromatograph	$18,000				
Distillation Unit & Chiller	$11,000				
GC/MS Chiller	$6,000				
Organic Analysis (GC/MS)				$120,000	
SUB-TOTALS	**$196,056**	**$143,000**	**$143,000**	**$263,000**	**$143,000**

The Regional Laboratory's capital improvement items for FY 2013-2017 include its participation in the Clean Rivers Program (CRP), which is estimated to cost $161,056 in FY 2013. The CRP program is administered under two-year contracts with the TCEQ. The program is fully funded by the TCEQ.

In FY 2013, the purchase of a second distillation unit and chiller for $11,000 is scheduled to help process the increased number of samples for ammonia-nitrogen analyses. Also, in FY 2013, a chiller unit will be added to the Gas Chromatograph/Mass Spectrometer for $6,000 and an upgrade will be made to the Ion Chromatograph for $18,000. These upgrades will be made in order to add the capabilities to perform analyses included in the Unregulated Contaminants Monitoring Rule (UCMR). The UCMR requires that public water systems monitor for organics contaminants and hexavalent chromium beginning in 2013. In FY 2016 an Organic Analysis is scheduled for purchase at $120,000. This will replace existing equipment and enhance the lab's ability to provide a multitude of tests for the citizens of the Guadalupe River Basin.

Capital Improvements

Water Resources Division

DESCRIPTION	2013	2014	2015	2016	2017
Calhoun Canal:					
New Roof - Equipment Barn	$12,000			$20,000	
New Roof Relift Station	$8,400				
Replacement Shredder	$7,200	$10,000			
Exelon Water Project	$1,857				
Replacement Tractor		$40,000			
Steinburg Canal Viability Study		$4,000			
Replacement Truck			$28,000		$28,000
Replacement All-Terrain Vehicle			$8,000		
Main Canal Easements				$30,000	$20,000
Canal Flow Study					$8,000
SUB-TOTALS	**$29,457**	**$54,000**	**$36,000**	**$50,000**	**$56,000**

It is important that the major arteries of the Canal System, without which GBRA's support of an agricultural base as well as its municipal raw water supply in Calhoun County would be severely limited, must be kept intact and functional. A viable irrigation infrastructure to support the growth in demand for commodities will enhance the economy of Calhoun and surrounding counties while preserving a strong heritage in agri-business for the region.

New roofs are needed for two key buildings in the division. Vehicles are used in challenging terrain and must be replaced periodically.

The Steinburg Canal is of less importance economically and there is considerable landowner desire for GBRA's abandonment of the lower portion, which has seen little use for many years. A review of successors and assigns on this canal is advisable.

The Exelon project continues under study. Easements for the Main Canal continue to be an important but a longer-term issue. These capital additions will be paid from revenues from customers as well as revenue from Exelon to reserve water as it continues its feasibility studies for a new nuclear power plant.

Capital Improvements

Water Resources Division (cont.)

DESCRIPTION	2013	2014	2015	2016	2017
San Marcos WTP:					
None					
SUB-TOTALS	**$ 0**	**$ 0**	**$ 0**	**$ 0**	**$ 0**

The San Marcos Water Treatment Plant is operating under a 10-year contract with the City of San Marcos that began December 2005. GBRA and the City have made improvements to the plant in the form of a plant expansion of 12 MGD that was completed in 2008.

The City has obtained a re-rating of the plant to 21 MGD. The re-rating modifications include the above-mentioned expansion. These project enhancements should therefore preclude the need for additional capital additions within the planning horizon of this operating budget.

All capital improvements of the San Marcos WTP operation are funded by normal operating revenues.

Capital Improvements

Water Resources Division (cont.)

DESCRIPTION	2013	2014	2015	2016	2017
Buda WWTP:					
On-line Chlorine Analyzer	$6,200				
Coli-lert Quantitray Sealer	$4,000				
SUB-TOTALS	**$10,200**	**$ 0**	**$ 0**	**$ 0**	**$ 0**
TOTALS WATER RES. DIVISION	**$302,613**	**$638,000**	**$573,000**	**$771,000**	**$697,000**

A plant expansion by the City during FY 2011-2012 has reduced the capital needs during this 5-year planning period. Equipment to test for coliform bacteria and an on-line chlorine analyzer for the reuse water system is proposed for FY 2013.

Capital Improvements

Western Canyon Division

DESCRIPTION	2013	2014	2015	2016	2017
Western Canyon WTP:					
SCADA Upgrade	$100,000	$20,000			
Belt Press		$230,000			
Automatic Bypass Valve		$50,000			
Engineering Study to Optimize Plant		$45,000			
Dump Truck		$40,000	$40,000		
Distribution Truck		$25,000			$25,000
Used Front Loader w/Brush Hog		$20,000			
Computer Equipment		$3,000	$3,000	$3,000	$3,000
Backhoe			$65,000		
Spare Raw Water Motor				$60,000	$60,000
SUB-TOTALS	**$100,000**	**$433,000**	**$108,000**	**$63,000**	**$88,000**

The Western Canyon Project including the Water Treatment Plant and transmission system became operational during FY 2006. The only capital improvement for FY 2013 is the cost of upgrading the SCADA system. Additional capital improvements for FY 2014 are the continuation of the SCADA upgrade, the purchase of a belt press, engineering study for plant optimization, a truck to replace an excessive mileage truck, a used front loader with a brush hog, and replacing obsolete computer equipment.

The funds to pay the cost of these improvements are provided from charges to customers, however the large cost of the FY 2014 Belt Press may be financed with a bank loan in order to spread the costs over several years.

Capital Improvements

Western Canyon Division (cont.)

DESCRIPTION	2013	2014	2015	2016	2017
Cordillera Ranch WDS:					
Installation of 12 inch Valve	$10,000				
Meters	$2,500	$12,000	$12,000	$12,000	$12,000
SUB-TOTALS	**$12,500**	**$12,000**	**$12,000**	**$12,000**	**$12,000**

Within the Cordillera Ranch Water System, GBRA is responsible for operating and maintaining the distribution system, wells and pump station.

Capital improvements projected for the five-year period are the costs associated with purchasing $2,500 of meters in FY 2013 and $12,000 each subsequent year since the customer base is not fully developed, and the $10,000 cost of installing a 12 inch valve on Rio Cordillera in FY 2013. The funds to pay the cost of these improvements are received from customer monthly water fee revenues.

Capital Improvements

Western Canyon Division (cont.)

DESCRIPTION	2013	2014	2015	2016	2017
Cordillera Ranch WWTP:					
Ten Grinder Units	$30,000				
Used Vacuum Trailer		$15,000	$15,000	$15,000	
SUB-TOTALS	**$30,000**	**$15,000**	**$15,000**	**$15,000**	**$ 0**

Within the Cordillera Ranch WWTP & Collection System, GBRA is responsible for operating and maintaining the home grinder unit system, collection lines, and lift station.

The only capital improvement in FY 2013 is the purchase of ten (10) home grinder units as the number of connections increase. These purchases will be made as the needs arise. Additionally, a lease purchase of a vacuum trailer to be towed by GBRA trucks is anticipated to be spread over a three year period beginning in FY 2014. This vacuum trailer is to facilitate the cleaning of installed home grinder units. The funds to pay the cost of these improvements are received from customer monthly wastewater fee revenues.

Capital Improvements

Western Canyon Division (cont.)

DESCRIPTION	2013	2014	2015	2016	2017
Comal Trace WDS:					
Upgrade Booster Pump Station		$15,000			
SUB-TOTALS	**$ 0**	**$15,000**	**$ 0**	**$ 0**	**$ 0**

Within the Comal Trace Water System, GBRA is responsible for operating and maintaining the distribution system, wells and pump station.

Capital improvements projected for the five-year period are upgrading the booster pump station in FY 2015 at a cost of $15,000. The funds to pay the cost of these improvements are received from customer monthly water fee revenues.

Capital Improvements

Western Canyon Division (cont.)

DESCRIPTION	2013	2014	2015	2016	2017
Johnson Ranch WDS:					
Power Connection from PEC	$5,000				
Re-chlorination System Design & Install	$2,500				
SUB-TOTALS	**$7,500**	**$ 0**	**$ 0**	**$ 0**	**$ 0**

Within the Johnson Ranch WDS, GBRA is responsible for operating and maintaining the distribution system.

There are only $7,500 capital improvements projected for the five-year period because the Johnson Ranch WDS is relatively new. Included in these additions are a re-chlorination system to insure high quality water in an area of little water consumption and also a second electric connection to better assure continuous power.

Capital Improvements

Western Canyon Division (cont.)

DESCRIPTION	2013	2014	2015	2016	2017
Johnson Ranch WWTP:					
None					
SUB-TOTALS	**$ 0**	**$ 0**	**$ 0**	**$ 0**	**$ 0**
TOTALS WESTERN CANYON DIVISION	**$150,000**	**$475,000**	**$135,000**	**$90,000**	**$100,000**

The Johnson Ranch Wastewater Treatment Plant System is under development.

Therefore no capital improvements are projected for the five-year period, since the only customer in the Johnson Ranch Development is a new Comal ISD Elementary School that will use a septic tank system to properly dispose of wastes.

Capital Improvements

Port Lavaca WTP Division

DESCRIPTION	2013	2014	2015	2016	2017
Replace Plant Truck					
Pump Roof Rehab	$12,000				
Clearwell #1 Rehab	$2,400	$705,000			
Groundwater Drain Pipe Gallery		$20,000			
Bleach System			$50,000		
Rehabilitate Restrooms			$20,000		
Chemical Feed Pumps			$12,000		
Replace Plant Tractor				$14,000	
Replace Flooring				$8,000	
Security				$5,000	$5,000
Septic System				$5,000	
Expand Plant 6.0 mgd to 7.2 mgd					$2,700,000
Rock Reservoir Erosion Control					$60,000
Filter Covers					$30,000
TOTALS	**$14,400**	**$725,000**	**$82,000**	**$32,000**	**$2,795,000**

Analysis of the old steel clearwell's potential for cost-effective rehabilitation is complete but concerns regarding the cost of rehabilitation has deferred the project, but with cathodic protection installed to guard against further corrosion.

Conversion from gaseous chlorine to liquid bleach as a disinfectant in FY 2015 would improve the plant's safety posture for customers and staff. A recently revised formula for customer demand and total plant demand, based on data analysis and approved by the TCEQ, has reduced the need for early consideration of a plant expansion.

The City of Port Lavaca, the Calhoun County Rural Water Supply Corporation, and the Port O' Connor Municipal Utility District reimburse the capital improvement expenditures made by the Port Lavaca Water Treatment Plant Division of GBRA.

Capital Improvements

Calhoun County RWS Division

DESCRIPTION	2013	2014	2015	2016	2017
Trackhoe	$44,000				
Ocean Drive Upgrade	$17,500				
Bauer Road Project		$12,000			
Shady Acres			$25,000	$25,000	
Maxwell Ditch Crossing	DEFERRED		$19,100		
Equipment Building			$4,000		
Six Mile Station Expansion	DEFERRED			$78,000	
Expansion Highway 238				$40,000	
Saddle Horn Extension				$40,000	
FM 1090 Addition (Cain etal)				$25,000	
Green Lake Survey				$25,000	
Long Mott Road Extension				$15,000	
Replace Haul Truck					$40,000
TOTALS	**$61,500**	**$12,000**	**$48,100**	**$248,000**	**$40,000**

Meter reading "CUSI" software common to the retail utility divisions was installed in FY 2011. The purchase and expansion of property at the Six Mile Station has been deferred for several years due to lowered capacity requirements and separate customer counts for the areas served. The FM 1090 subdivision planning has also been pushed back by the developer. The Maxwell Ditch Crossing is deferred to FY 2015 but must eventually be replaced to prevent an emergency outage. The Crestview Wastewater Plant has seen continuous service since 1998 and received heavy maintenance in FY 2012. A larger generator will make emergency operations more secure. Completion of the Tanner Lane loop will make an expansion of Bauer Road more feasible. In-house waterline projects have been utilized with good success to expand service in a cost-effective manner. However, Highway 238, Long Mott Road and other expansions must be deferred, due to more pressing expenses or low customer density. The haul truck will be 20 years old in 2017 and will need to be replaced. This is a slightly specialized vehicle used to transport equipment and materials and must be dependable at all times.

Improvements will be funded by a combination of customer revenue, tap and membership fees. After initial drawdown, the cash reserves acquired from the sale of assets in Port O'Connor in 2000 have been preserved to a reasonable extent, and provide backing for unexpected expenses.

Capital Improvements

Coleto Creek Division

DESCRIPTION	2013	2014	2015	2016	2017
Coleto Creek Reservoir:					
Replacement Tractor w/Loader and Backhoe Attachments	$32,000				
Replacement Vehicle	$22,000				
Replace 15ft Shredder		$15,000			
Replacement Shop Generator		$6,000			
Utility Vehicle			$10,000		
Replacement Dike 2 Generator				$20,000	
Replacement Dike 1 Generator					$20,000
SUB-TOTALS	**$54,000**	**$21,000**	**$10,000**	**$20,000**	**$ 20,000**

The only capital additions for the 2013 fiscal year are $22,000 for the purchase of a replacement vehicle and the purchase of a replacement tractor for $32,000.

Coleto Creek Power, LP, the current owner of the power plant located adjacent to the Coleto Creek Reservoir formerly owned by Central Power & Light Company (CP&L), for whom GBRA operates the cooling reservoir, reimburses funds for reservoir equipment purchases.

Capital Improvements

Coleto Creek Division (cont.)

DESCRIPTION	2013	2014	2015	2016	2017
Coleto Creek Recreation:					
Campground Upgrades	$8,935		$25,000	$10,000	$28,000
Replace Playground		$12,000			
Replacement Commercial Grounds Mower		$10,000			
Replacement Truck	DEFERRED			$18,000	
SUB-TOTALS	**$8,935**	**$22,000**	**$25,000**	**$28,000**	**$28,000**
TOTALS COLETO CREEK DIVISION	**$62,935**	**$43,000**	**$35,000**	**$48,000**	**$48,000**

In FY 2013 the park plans to upgrade the electrical distribution system in the original camping loop at a proposed expense of $8,935. The electrical system in the original camping loop is nearing 35 years of service and with the heavy demand from larger RV Units; it is developing some major problems with frequent melt downs in the wiring system due to overheating issues. Upgrade will improve system to handle the new 50 Amp RV units and prevent a major disruption in power supply to this camping loop.

In FY 2014, the park plans to replace one of the parks commercial grounds mowers at a projected expense of $10,000; replace the playground in the Day Use Area which is over 25 years old at a projected expense of $12,000. In FY 2015 the park plans to upgrade the electrical distribution system in Camping Loop Two at a projected cost of $25,000 which also needs to be upgraded to handle the load created by larger camping trailers. In FY 2016 the park plans to replace one of the parks commercial grounds mowers at a projected expense of $10,000; and replace the Park's Toyota Tacoma work truck at a proposed expense of $ 18,000. In FY 2017, the park plans to replace the playground in the Camping Area which will be over 25 years old at a projected expense of $20,000; and enclose Pavilion D which will make it more usable year round at a projected cost of $8,000. Improvements and equipment purchases are proposed to be funded through park fees collected and short term loans as needed.

Capital Improvements

Luling WTP Division

DESCRIPTION	2013	2014	2015	2016	2017
Replace Conduit and Electrical Wiring to Raw Water Intake Pumps.		$120,000			
Replace (2) Chemical Storage Tanks			$40,000		
SCADA System Networking				$30,000	
TOTALS	**$ 0**	**$120,000**	**$40,000**	**$30,000**	**$ 0**

No capital improvements are proposed during FY 2013. In FY 2014 we propose to replace damaged conduit and electrical wiring to the Raw Water Pump Station at a projected cost of $120,000. In FY 2015 the replacement of two 31 year old fiberglass bulk storage tanks at a cost of $40,000 will be required to insure the integrity and dependability of the chemical storage tanks. And, in FY 2016 the SCADA System Networking is projected to cost $30,000 and will provide full time monitoring of equipment and the water treatment processes.

The City of Luling and the City of Lockhart, for which GBRA provides water treatment service, reimburses capital improvement expenditures made by the Luling Water Treatment Plant Division as well as any debt service related to capital improvements. Due to the significance of many of these capital improvements, some of them will be financed thru five to ten year bank loans in order to avoid significant budget fluctuations.

Capital Improvements

Canyon Hydroelectric Division

DESCRIPTION	2013	2014	2015	2016	2017
None					
TOTALS	$ 0	$ 0	$ 0	$ 0	$ 0

Capital improvement expenditures made by the Canyon Hydroelectric Division are reimbursed by New Braunfels Utilities (NBU) through energy sales. At this time, GBRA is not planning any capital improvements during this five-year period.

Capital Improvements

Lockhart Division

DESCRIPTION	2013	2014	2015	2016	2017
Lockhart WWTP:					
Upgrade Bar Screen – FM 20		$235,000			
Concrete Road – FM 20	DEFERRED	$30,000			
SUB-TOTALS	**$ 0**	**$265,000**	**$ 0**	**$ 0**	**$ 0**

The division foresees several small capital additions during the next five years. Some larger capital additions may also be purchased. However, prior to large purchases, GBRA first consults with the City of Lockhart and utilizes bank loans to finance large capital additions in order to avoid significant budget fluctuations.

During FY 2010, plant staff worked with an engineering firm to identify improvements to the headworks to reduce the amount of inorganic materials entering the plant process at FM 20. The bar screen project listed in FY 2014 will be for the purchase and installation of the equipment specified during the FY 2010 study.

The City of Lockhart, for which GBRA provides service, reimburses capital improvement expenditures made by this division as well as any debt service related to capital improvements.

Capital Improvements

Lockhart Division (cont.)

DESCRIPTION	2013	2014	2015	2016	2017
Lockhart WTP:					
Raw Water Line Replacement		$60,000	$60,000	$60,000	$60,000
Replacement Truck		$20,000			
New Well			$1,000,000		
SUB-TOTALS	**$ 0**	**$80,000**	**$1,060,000**	**$60,000**	**$60,000**
TOTALS LOCKHART DIVISION	**$ 0**	**$345,000**	**$1,060,000**	**$60,000**	**$60,000**

The most significant capital improvement costs during the next five years relate to replacing water wells and transmission lines. These items are required due to the corrosive nature of the existing water supply, aggressive soils in which the pipelines were originally installed, and a growing water demand within the City of Lockhart. Starting in FY 2012 and over the subsequent 5 years, 2,260 feet ductile iron pipe will be replaced annually at an estimated cost of $60,000 per year. Additionally, a new water well approximating $1,000,000 is projected for FY 2015.

The City of Lockhart, for which GBRA provides service, reimburses capital improvement expenditures made by this division as well as any debt service related to capital improvements.

Deferred Projects and Capital Improvement Items

As in previous years, some divisions of GBRA have inadequate manpower or financial resources to undertake all of the programs envisioned in their tactical objectives. The reasons for this vary with the circumstances of each division but can include limited customer growth, to the other extreme of rapidly accelerating demand for services thereby causing other projects to lose priority.

If circumstances change during FY 2013 whereas labor or financial resources are available to undertake the below listed programs, they may be brought to the GBRA Board of Directors for their consideration at that time.

General Division

1.	Parking Lot Paving and Striping	$63,000
2.	Installation of Wheelchair Ramp	25,000
	Subtotal	$88,000

Dunlap Wastewater Treatment Plant System

1.	Emergency Generator	$131,250
	Subtotal	$131,250

Northcliffe Wastewater Treatment Plant System

1.	Emergency Generator	$75,000
	Subtotal	$75,000

Western Canyon Water Treatment Plant System

1.	New Membrane Modules	$180,000
	Subtotal	$180,000

Calhoun County Rural Water System Division

1.	Six Mile Station Expansion	$78,000
2.	Maxwell Ditch Crossing	19,100
	Subtotal	$97,100

Coleto Creek Recreation System

1.	Replacement Truck	$18,000
	Subtotal	$18,000

Lockhart Waste Water Treatment Plant System

1. Concrete Road.....$30,000
   Subtotal $30,000

GRAND TOTAL **$619,350**

CONSOLIDATED FUNDS
WORK PLAN AND BUDGET

Fiscal Year Ending August 31, 2013

Budget Summary

Division: **Guadalupe-Blanco River Authority**

Description

The Guadalupe-Blanco River Authority (GBRA) is a political subdivision of the State of Texas, created in 1935 by an act of the Texas Legislature (Vernon's Civil Statutes, Article 8280-106). GBRA was established to develop, conserve and protect the water resources of the Guadalupe River basin. Its statutory district begins near the headwaters of the Guadalupe and Blanco rivers, ends at San Antonio Bay, and includes Kendall, Comal, Hays, Caldwell, Guadalupe, Gonzales, DeWitt, Victoria, Calhoun, and Refugio counties.

Organizational Goals

1. **Public Communication & Education Priority**
   Objective 1: Enhance communication & education programs.
   Objective 2: Strengthen ties to customers.
   Objective 3: Increase public involvement and identification.

2. **Human Resource Priority**
   Objective 1: Identify and plan for staffing needs.
   Objective 2: Use the Human Resources Department more effectively.
   Objective 3: Review the employee performance assessment process.
   Objective 4: Initiate succession planning & enhance knowledge and exterise of supervisory staff.
   Objective 5: Re-evaluate HR policies for effectiveness.
   Objective 6: Review and enhance employee benefit programs.

3. **Financial Resources Policy**
   Objective 1: Conduct rate reviews to bring rates in line with project needs.
   Objective 2: Explore grant opportunities.
   Objective 3: Identify financial reserve goals.
   Objective 4: Review budget policy.
   Objective 5: Update and rewrite the Five Year Financial Plan.
   Objective 6: Encourage retail operations.

4. **Project and Program Development**
   Objective 1: Undertake and complete needed studies in a timely manner.
   Objective 2: Complete planning and seek permit amendments for new initiatives.
   Objective 3: Finish design and construction on facilities and projects spanning up to the next 10 years.
   Objective 4: Research and develop new areas for growth in water operations.

(This page was intentionally left blank)

Budget Summary

REVENUES

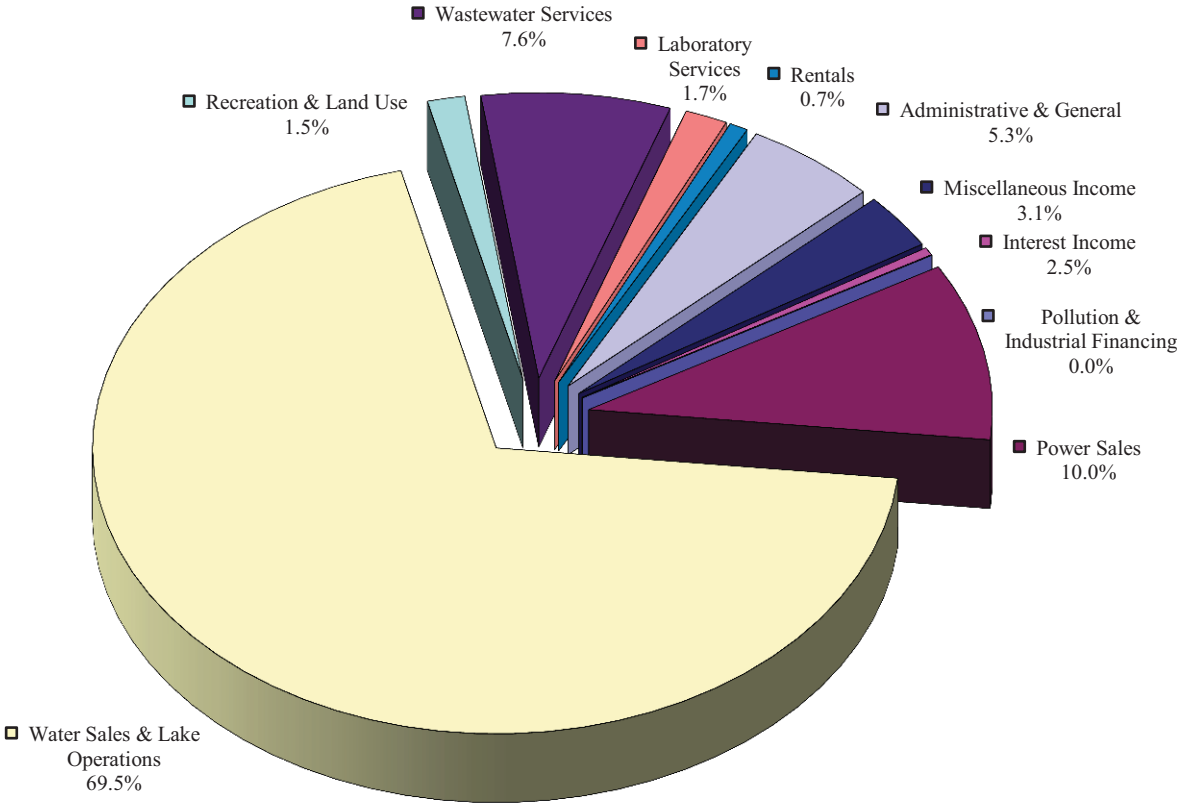

Revenues	FY 2011 Actual	FY 2012 Budget	FY 2013 Budget
Pollution & Industrial Financing			
Power Sales	4,192,271	5,005,968	4,872,059
Water Sales & Lake Operations	31,615,930	32,454,408	33,796,745
Recreation & Land Use	665,450	681,586	730,160
Wastewater Services	3,506,109	3,733,798	3,685,499
Laboratory Services	736,451	770,000	830,000
Rentals	357,296	352,504	362,971
Administrative & General	2,399,623	2,569,138	2,597,788
Miscellaneous Income	1,901,369	1,496,315	1,530,679
Total Operating Revenue	**45,374,500**	**47,063,718**	**48,405,901**
Interest Income	288,241	267,582	212,925
Total	**45,662,741**	**47,331,300**	**48,618,826**

Budget Summary

EXPENSES

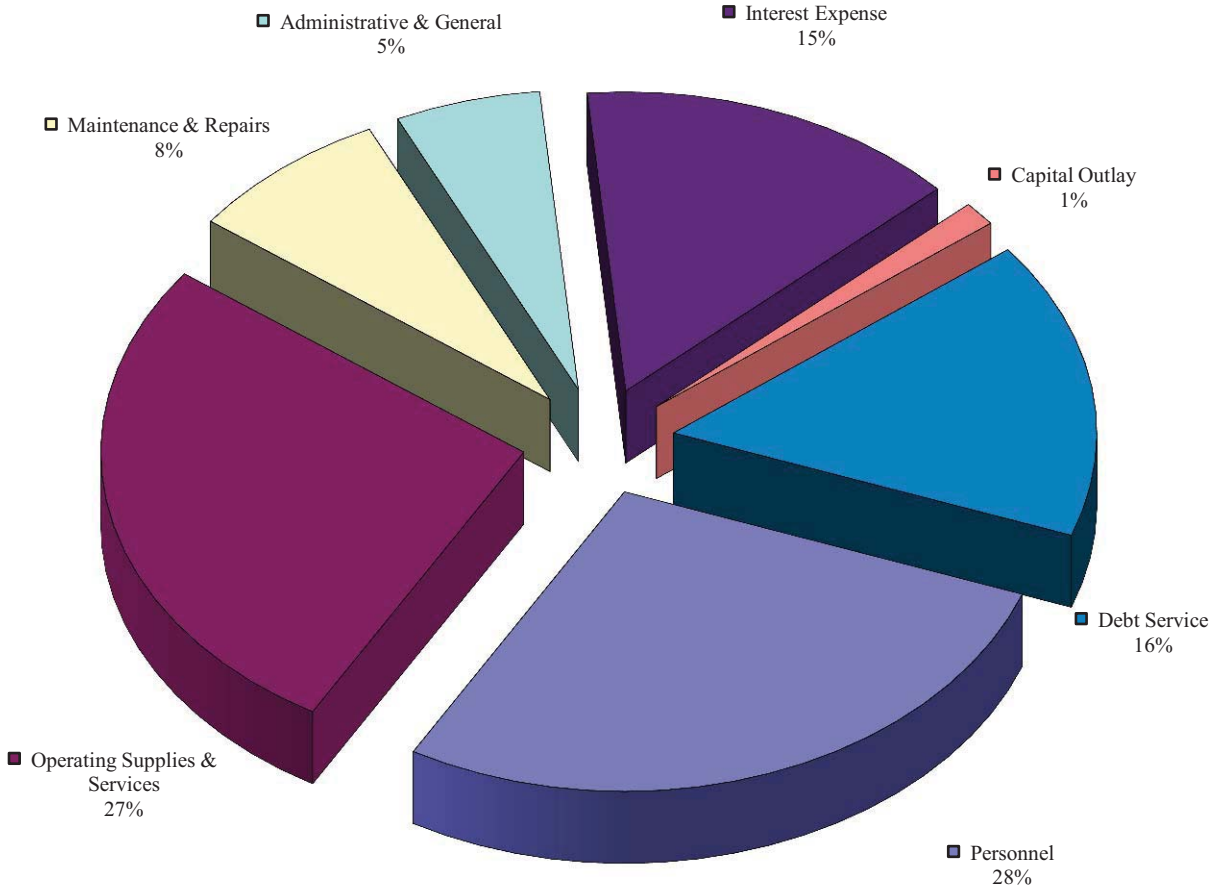

Expenses	FY 2011 Actual	FY 2012 Budget	FY 2013 Budget
Personnel	10,781,191	11,482,087	12,003,990
Operating Supplies & Services	14,979,173	13,738,850	11,613,878
Maintenance & Repairs	2,720,073	3,425,415	3,375,399
Administrative & General	2,206,478	2,317,046	2,411,062
Total Operating Expenses	**30,686,915**	**30,963,397**	**29,404,328**
Interest Expense	6,809,067	6,732,659	6,336,997
Capital Outlay	11,280,839	499,078	565,100
Debt Service	6,837,532	6,347,433	6,942,359
Grand Total Expenses	**55,614,353**	**44,542,567**	**43,248,784**

GUADALUPE-BLANCO RIVER AUTHORITY
CONSOLIDATED - WORKPLAN AND BUDGET
FISCAL YEAR ENDING AUGUST 31, 2013

	FY 2012 BUDGET	FY 2013 BUDGET	FY 2012-2013 DIFFERENCE
OPERATING REVENUES			
POWER SALES:			
POWER SALES	2,424,280	2,289,159	(135,121)
FACILITY CHARGE	1,500,000	1,500,000	
CREDIT-OPER. INTEREST EARNINGS	(840)	(900)	(60)
DEBT SERVICE REQUIREMENT	1,085,528	1,086,440	912
CREDIT INT EARN R&R FUND	(900)	(720)	180
CREDIT INT. EARN-I&S FD	(2,100)	(1,920)	180
Total POWER SALES	**5,005,968**	**4,872,059**	**(133,909)**
WATER SALES & LAKE OPERATIONS:			
WATER SALES	4,048,842	4,181,234	132,393
PLANT O&M EXPENSES	4,734,915	4,819,196	84,281
ADMINISTRATIVE & GENERAL	727,510	777,659	50,149
WATER SALES-INEOS NITRILES G.L	206,178	218,245	12,067
R/W-RAW WATER PURCHASE	126,543	138,219	11,677
R/W-WATER TREATMENT	79,567	86,858	7,292
WATER SALES-1ST CROP	255,204	266,200	10,996
WATER SALES-2ND CROP RICE	16,800	16,800	
WATER SALES-OTHER	12,800	24,500	11,700
WATER SALES-SPRINKLER IRRIGAT	16,264	16,484	220
CREDIT INTEREST EARNINGS	304,279	331,537	27,259
R/W-PLANT O&M INCOME	135,265	149,486	14,221
R/W-PLANT A&G INCOME	63,392	57,103	(6,289)
R/W-ADDS. TO PLANT & EQUIP	251,699	271,497	19,798
WATER SALES-POC MUD	15,778	18,948	3,170
WATER SALES-CATFISH FARM	43,989	48,524	4,535
W/S UNION CARBIDE	11,367	12,408	1,042
WATER SALES-EXELON	29,326	32,014	2,688
W/S WESTERN CANYON	57,000	31,250	(25,750)
W/S STRUCTURAL METALS	79,567	86,858	7,292
W/S NEW BRAUNFELS UTIL.	953,507	1,165,340	211,833
W/S CRYSTAL CLEAR WSC	90,933	99,267	8,333
W/S GOLF CLUB OF SEGUIN	2,842	3,102	260
W/S CANYON REGIONAL W.A.	1,372,126	1,483,339	111,213
W/S CANYON LAKE W.S.C.	727,467	794,133	66,667
W/S CITY OF SAN MARCOS	1,099,000	1,240,833	141,833
W/S GUADALUPE POWER,L.P.	777,480	848,730	71,250
W/S CITY OF KYLE	595,899	675,386	79,486
W/S GO FORTH WSC	113,667	124,083	10,417
W/S CITY OF BUDA WTC	280,075	305,741	25,667
W/S CITY OF FAIR OAKS	210,283	229,554	19,271
W/S SAN ANTONIO WTR. SYS.	808,783	871,283	62,500
W/S CITY OF BOERNE	410,450	448,065	37,615
W/S SAN JOSE-PARK VILLAGE	36,601	39,955	3,354

GUADALUPE-BLANCO RIVER AUTHORITY
CONSOLIDATED - WORKPLAN AND BUDGET
FISCAL YEAR ENDING AUGUST 31, 2013

	FY 2012 BUDGET	FY 2013 BUDGET	FY 2012-2013 DIFFERENCE
W/S CITY OF BLANCO	56,080	74,450	18,370
W/S FORESIGHT	32,963	35,984	3,021
W/S CORDILLERA RANCH, LTD.	113,667	124,083	10,417
W/S KENDALL CUC/TAPATIO SPRGS	85,250	93,063	7,813
W/S HAWK GOLF DEVELOPMENT	22,733	24,817	2,083
W/S CITY OF BUDA	185,827	208,460	22,633
W/S D.H.INV-JOHNSON RANCH	45,467	49,633	4,167
W/S GOFORTH WSC	119,350	130,288	10,938
W/S H H RANCH PROPERTIES	28,417	31,021	2,604
W/S SUNFIELD	356,459	389,125	32,667
W/S MONARCH UTILITIES, LP	63,653	69,487	5,833
W/S LERIN DEVELOPMENT CO. INC	85,250	93,063	7,813
RESERVATION FEE - EXELON CORP	75,000	50,000	(25,000)
SMWTP CHARGES-KYLE	381,425	381,425	
SMWTP CHARGES-GOFORTH WSC	76,285	96,360	20,075
SMWTP CHARGES-CITY OF BUDA	76,285	78,293	2,008
SMWTP CHARGES-MONARCH WSC	38,143	70,263	32,120
SMWTP CHARGES-SUNFIELD MUD	8,432	12,045	3,613
O&M RRWDS PIPELINE TRANSM.	692,445	739,569	47,124
O&M GPP PIPELINE TRANSM.	439,600	462,493	22,893
O&M IH35 P/L TRNSM-KYLE	167,796	171,295	3,499
O&M IH35 P/L TRNSM-GOFORTH	33,559	43,274	9,715
O&M-IH35 TWDS-BUDA	33,559	35,160	1,601
O&M IH35 P/L TRNSM-SUNFLD	3,703	5,409	1,706
O&M IH35 P/L TRNSM-MONARCH	16,780	31,554	14,774
CREDIT-MISC. REVENUE	40,845	44,229	3,384
DEBT SERV REQ-INTEREST	165,502	165,824	322
DEBT SERVICE REQUIREMENTS	1,655,016	1,658,280	3,264
PL-DEBT SERVICE	183,535	204,953	21,418
R/W-DEBT SERVICE	53,839	56,600	2,761
PL-CREDIT-INT EARN.I&S FD	(1,020)	(1,020)	
DEBT SERV REQ-WESTERN CANYON	5,853,534	5,852,006	(1,528)
DEBT SERV REQ-IH35	1,508,542	1,508,020	(522)
ADDS. TO PLANT AND EQUIP.	128,515	63,578	(64,937)
DEBT SERVICE - LU/LO PROJECT	444,155	446,615	2,460
POC-RAW WATER PURCHASES	15,778	18,948	3,170
POC-PLANT O&M INCOME	219,630	186,580	(33,050)
POC-PLANT A&G INCOME	26,895	22,382	(4,513)
POC-DEBT SERVICE	99,655	70,587	(29,068)
Old-Lu/Lo Debt Coverage Factor	10,539	2,657	(7,882)
DEBT COV. FACTOR-LU/LO PROJECT	44,416	44,661	245
LU/LO TREATMENT PLT CHRGS	449,745	450,757	1,012
W/S-LU/LO DELIVERY SYSTEM	131,556	143,944	12,388
CONTRA-SMWTP CHARGES	(509,790)	(557,302)	(47,512)

GUADALUPE-BLANCO RIVER AUTHORITY
CONSOLIDATED - WORKPLAN AND BUDGET
FISCAL YEAR ENDING AUGUST 31, 2013

	FY 2012 BUDGET	FY 2013 BUDGET	FY 2012-2013 DIFFERENCE
Total WATER SALES & LAKE OPERATIONS	**32,454,408**	**33,796,745**	**1,342,336**
RECREATION & LAND USE:			
RECREATION FEES	575,000	611,960	36,960
HUNTING REVENUES	101,586	113,200	11,614
SURFACE DAMAGES	5,000	5,000	
Total RECREATION & LAND USE	**681,586**	**730,160**	**48,574**
WASTEWATER SERVICES:			
PLANT O&M EXPENSES	2,991,267	2,947,986	(43,281)
ADMINISTRATIVE & GENERAL	141,416	146,041	4,625
SERVICE FEES-CITY OF SEGUIN	223,068	228,165	5,097
CREDIT INTEREST EARNINGS	(360)	(420)	(60)
CREDIT MISC. REVENUES	(260,000)	(260,000)	
CREDIT INT ON I & S FUNDS	(1,200)	(1,200)	
DEBT SERVICE REQUIREMENTS	610,606	614,727	4,121
ADDS. TO PLANT AND EQUIP.	29,000	10,200	(18,800)
Total WASTEWATER SERVICES	**3,733,798**	**3,685,499**	**(48,299)**
LABORATORY SERVICES:			
LAB FEES - OPERATING	770,000	830,000	60,000
Total LABORATORY SERVICES	**770,000**	**830,000**	**60,000**
RENTALS:			
BUILDING RENTAL	34,048	35,883	1,835
LEASE REVENUES	78,000	85,350	7,350
EQUIP AND BUILDING	9,296	9,678	382
RENTALS - AG LEASES	700	1,600	900
OFFICE EXPAN. BLDG RENTAL	230,460	230,460	
Total RENTALS	**352,504**	**362,971**	**10,467**
ADMIN & GEN INCOME:			
A & G - OPERATIONS	2,339,886	2,412,373	72,487
A & G - CONSTRUCTION	935	3,796	2,861
A & G - PROJECT DEVELOP.	228,317	181,618	(46,698)
Total ADMIN & GEN INCOME	**2,569,138**	**2,597,788**	**28,650**
MISCELLANEOUS INCOME:			
PASS THROUGH ELEC. COSTS	324,158	324,158	
SM GRNDWTR PASS THRU ELEC COST	145,125	143,644	(1,481)
PASS THROUGH CHEM COSTS	179,627	200,199	20,572

GUADALUPE-BLANCO RIVER AUTHORITY
CONSOLIDATED - WORKPLAN AND BUDGET
FISCAL YEAR ENDING AUGUST 31, 2013

	FY 2012 BUDGET	FY 2013 BUDGET	FY 2012-2013 DIFFERENCE
SM GRNDWTR PASS THRU CHEM COST	24,131	26,903	2,772
PASS THROUGH INSURANCE	50,956	39,426	(11,530)
PASS THROUGH L.O.C	15,470	16,499	1,029
PASS THROUGH INSPECTION FEES	45,000	45,000	
SERVICE INCOME-MINI MART	149,681	75,435	(74,246)
SEWER CONNECT/INSPECT FEE-CO	56,050	60,100	4,050
CAPITAL RECOVERY FEE-BULVERDE		72,200	72,200
CHARGES TO DEVELOPERS	42,392	14,487	(27,905)
RENEWABLE ENERGY CREDIT SALES	31,549	84,556	53,007
HYDRO MODIFICATION PERMITS	15,000	15,000	
CONCESSION/EVENTS REVENUE	3,000	3,000	
MISCELLANEOUS REVENUES	340,760	355,640	14,880
CRESTVIEW TAP FEES	816	1,632	816
TAP FEES	33,000	24,000	(9,000)
MEMBERSHIP FEES	39,600	28,800	(10,800)
Total MISCELLANEOUS INCOME	**1,496,315**	**1,530,679**	**34,364**
TOTAL OPERATING REVENUES	**47,063,718**	**48,405,901**	**1,342,183**
OPERATING EXPENSES			
STAFF TECHNICAL ASSISTANCE	1,009,695	1,141,664	131,969
SUPERVISION	1,980,649	2,119,729	139,080
LABOR	3,235,043	3,255,689	20,646
Total OPERATING SALARIES & WAGES	**6,225,387**	**6,517,082**	**291,695**
DIRECTOR'S FEES & EXPENSES:			
DIRECTORS' FEES	30,000	28,000	(2,000)
DIRECTORS' EXPENSES	25,000	23,000	(2,000)
DIR. FEES-LEGISLATIVE ADV	100	2,000	1,900
DIR. EXPS-LEGISLATIVE ADV	100	2,000	1,900
DIRECTORS' ADM. EXPS.	16,500	15,000	(1,500)
Total DIRECTOR'S FEES & EXPENSES	**71,700**	**70,000**	**(1,700)**
EMPLOYEE EXPENSES & BENEFITS:			
EMPLOYEES' TRAVEL	96,156	109,420	13,264
TRAVEL-LEGIS.ADVOCACY	600	1,200	600
TRAVEL - WATER QUALITY	3,000	3,000	
TRAVEL EXP - NWRA	12,000	12,000	
TRAVEL EXP - TWCA	11,000	11,000	
TRAVEL-SAMPLE PICKUP	2,700	4,000	1,300
EMPLOYEE BENEFITS	3,273,620	3,419,691	146,071

GUADALUPE-BLANCO RIVER AUTHORITY
CONSOLIDATED - WORKPLAN AND BUDGET
FISCAL YEAR ENDING AUGUST 31, 2013

	FY 2012 BUDGET	FY 2013 BUDGET	FY 2012-2013 DIFFERENCE
Total EMPLOYEE EXPENSES & BENEFITS	**3,399,076**	**3,560,311**	**161,235**
OPERATING SUPPLIES & SERVICES:			
TRUCK OPERATING EXPENSES	187,011	193,470	6,459
AUTO OPERATING EXPENSES	21,400	22,900	1,500
BUILDING RENTAL	248,624	246,606	(2,018)
EQUIPMENT RENTAL	5,755	5,300	(455)
RIGHT-OF-WAY RENTALS	45,193	50,115	4,922
OFFICE RENTAL & EXPENSES	34,000	21,000	(13,000)
SAN ANTONIO BAY FOUNDATION EXP	75,000	50,000	(25,000)
ECONOMIC DEVELOPMENT	70,000	80,000	10,000
GBR TRUST EXPENSE	50,000	80,900	30,900
PUBLIC INFORMATION	21,080	24,180	3,100
LEGISLATIVE ADVOCACY	20,000		(20,000)
GOVERNMENT RELATIONS	2,000		(2,000)
CHAMBER OF COMMERCE	20,000	20,000	
PC-MEDIA EXPENSES	6,000	6,000	
PC-ED/CONSV PROJ.MATERIAL	40,000	55,000	15,000
PC-COMMUNITY REL/SPONSORS	10,000	15,000	5,000
PC-SPECIAL PROJECTS	10,500	15,000	4,500
PC-ANNUAL FINANCIAL REPORT	20,000	20,000	
PC-RIVER RUN MAGAZINE	15,000	17,500	2,500
PC-PECAN FEST	7,500	7,500	
PC-PROMOTIONAL MATERIAL	5,000	5,000	
PC-GBRA HISTORY PROJECT		250	250
DUES AND MEMBERSHIPS	25,437	27,981	2,544
DUES-LEGISLATIVE ADVOCACY	1,500	1,500	
PUBLICATIONS AND BOOKS	18,995	19,850	855
SMALL TOOLS EXPENSE	33,702	39,742	6,040
TRACTORS AND EQUIPMENT	43,532	40,564	(2,968)
BOAT OPERATING	324	324	
EMPLOYEE RELATIONS	15,000	15,000	
EMP VOLUNTEER PROGRAM	30,000	30,000	
WATER METERS	5,000	5,000	
OUTREACH PROGRAM	2,000		(2,000)
UNIFORMS AND LAUNDRY	46,094	50,709	4,615
PROCESS/SPECIAL OPERATING	233,860	236,840	2,980
TRANSMISSION CHARGES	36,000	56,000	20,000
BIOSOLIDS DISPOSAL COSTS	409,004	407,084	(1,920)
OUTSOURCED LAB ANALYSES	25,000	20,000	(5,000)
BAD DEBT EXPENSE	9,300	6,900	(2,400)
GAUGING/MONITORING	218,764	228,125	9,361
TRAINING EXPENSES	102,052	102,172	120
SAFETY & EMERG. EXPENSES	69,072	66,520	(2,552)
SAFETY BOOTS & GLASSES	2,200	2,200	
SECURITY EXPENSE	9,996	28,712	18,716

GUADALUPE-BLANCO RIVER AUTHORITY
CONSOLIDATED - WORKPLAN AND BUDGET
FISCAL YEAR ENDING AUGUST 31, 2013

	FY 2012 BUDGET	FY 2013 BUDGET	FY 2012-2013 DIFFERENCE
POWER AND UTILITIES	1,784,925	1,697,709	(87,216)
PUMP STATION POWER/UTILIT	49,420	46,784	(2,636)
PARK POWER AND UTILITIES	31,500	40,200	8,700
POWER/UTIL-RRWDS PUMP STATION	384,000	400,000	16,000
POWER/UTIL-GPP PIPELINE	177,000	170,000	(7,000)
POWER/UTIL-IH35 PIPELINE	146,844	162,000	15,156
POWER & UTILITIES-RAW WATER	680,000	700,000	20,000
POWER & UTILITIES-AMMAN RD	100,000	125,000	25,000
POWER & UTILITIES-FM3351	6,000	6,000	
POWER/UTIL-LULING HIGH SERVICE	63,653	52,903	(10,750)
POWER/UTIL-LU/LO PROJECT	71,195	73,822	2,627
AUXILLARY POWER EXPENSE	23,018	18,008	(5,010)
HDQTRS POWER & UTILITIES	8,400	8,400	
GROUP SHELTER POWER&UTIL	1,200	1,200	
SHOP/WELL PUMP UTILITIES	600	780	180
SM GROUNDWATER POWER/UTILITIES	145,125	143,644	(1,481)
OPERATING CHEMICALS	12,820	11,390	(1,430)
CHLORINE	103,388	109,981	6,593
CHLORINE SM GROUNDWATER	22,356	25,128	2,772
ACTIVATED CARBON	3,192	3,192	
LIME	120	120	
SULFUR DIOXIDE	3,624	3,624	
FLOURIDE	14,924	14,924	
FLOURIDE SM GROUNDWATER	1,775	1,775	
POTASSIUM PERMANGANATE		1,200	1,200
AMMONIA	29,410	29,710	300
ALUM/FERRIC	644,518	699,782	55,264
POLYMER	42,036	39,956	(2,080)
SODIUM BISULFATE	6,500	6,700	200
FLUOSILICIC ACID	25,000	42,245	17,245
FERROUS CHLORIDE	1,200	1,200	
SODIUM CHLORITE	35,217	42,000	6,783
ORTHOPHOSPHATE	33,000	33,000	
CAUSTIC	20,000	20,000	
SODIUM HYPOCHLORITE	24,000	24,000	
LAB SUPPLIES & EXPENSES	305,264	290,954	(14,310)
WATER CONDITIONING	5,000	4,000	(1,000)
FREIGHT EXPENSES	12,000	11,000	(1,000)
APPARATUS EXPENSES	1,200	4,700	3,500
CHEMICAL EXPENSES	85,000	95,000	10,000
GAS CYLINDERS EXPENSES	4,000	4,000	
PT EXPENSES	3,000	5,000	2,000
HAZ. WASTE DISPOSAL EXPENSES	2,500	4,000	1,500
C.I.P. DISPOSAL EXPENSES	200,000	200,000	
NELAP - ACCREDIATION FEES	3,000	3,000	
NELAP - PROFESSIONAL SERVICES	4,000	4,000	
PROFESSIONAL FEES	712,344	814,278	101,934

GUADALUPE-BLANCO RIVER AUTHORITY
CONSOLIDATED - WORKPLAN AND BUDGET
FISCAL YEAR ENDING AUGUST 31, 2013

	FY 2012 BUDGET	FY 2013 BUDGET	FY 2012-2013 DIFFERENCE
PROF. FEES-LEGIS. ADVOC.	188,100	188,100	
PROF. FEES-FLOOD MGMT PROG	1,000		(1,000)
PROF.FEES-PUBLIC COMMUNICATION	114,000	114,000	
CONTRACT LABOR	38,660	27,160	(11,500)
REGIONAL RWDS PROJECT EXPS.	34,665	33,350	(1,315)
IH35 PIPELINE EXPS.	18,000	15,000	(3,000)
GPP PIPELINE EXPS.	14,730	17,230	2,500
OPER EXP-LU/LO PROJECT	2,250	2,250	
G. V. RECREATION EXPS.	13,500	14,000	500
LAKEWOOD RECREATION EXPS.	56,479	67,576	11,097
CRESTVIEW EXPENSES	25,000	19,000	(6,000)
CORDILLERA PLANT EXPENSES	1,000	1,000	
KENDALL CO. ALERT EXPS.	1,000	1,000	
KERR CO. ALERT SYS. EXPS.	1,000	1,500	500
INSPECTION/TESTING FEES	111,338	107,936	(3,402)
SB. 818 ASSESSMENT-TCEQ	49,200	50,200	1,000
ERCOT EXPENSES	20,500	20,500	
WATERMASTER PAYMENT	150,373	151,790	1,417
FALLING WATER CHARGES	27,000	27,000	
COMMUNICATIONS	119,420	124,378	4,958
LEASE LINE COMMUNICATIONS	2,208		(2,208)
OFFICE SUPPLIES & EXPENSES	112,060	101,096	(10,964)
COMPUTER SUPPLIES & SERVICE	174,429	173,425	(1,004)
OFFICE SERVICES	13,000	13,000	
KITCHEN & JANITOR SUPPLY	8,350	8,450	100
WAREHOUSE & JANITOR SERV	3,000	3,000	
POSTAL EXPENSES	13,150	13,150	
REPRODUCTION/DUPLICATING	47,500	47,500	
OFFICE DECOR	3,000	3,000	
RECORDS MANAGEMENT	15,300	15,300	
GRAPHICS SUPPLIES	4,000	5,500	1,500
SOFTWARE EXPENSES	34,000	24,000	(10,000)
STORAGE EXPENSE	250	250	
BANK SERVICE FEES	38,050	37,550	(500)
SM LETTER OF CREDIT	15,470	16,499	1,029
CONCESSIONS & SPECIAL EVENT	9,840	10,080	240
INSURANCE EXPENSE	614,251	600,888	(13,363)
MISCELLANEOUS EXPENSES	72,676	65,436	(7,240)
Total OPERATING SUPPLIES & SERVICES	**10,451,913**	**10,638,348**	**186,435**

MAINTENANCE & REPAIR

GUADALUPE-BLANCO RIVER AUTHORITY
CONSOLIDATED - WORKPLAN AND BUDGET
FISCAL YEAR ENDING AUGUST 31, 2013

	FY 2012 BUDGET	FY 2013 BUDGET	FY 2012-2013 DIFFERENCE
LABOR	1,857,624	1,926,597	68,973
MATERIAL	1,009,193	1,113,294	104,101
SERVICES	2,416,222	2,262,105	(154,117)
Total MAINTENANCE & REPAIR	**5,283,039**	**5,301,996**	**18,957**
CREDITS:			
EQUIPMENT USE CREDITS	(51,600)	(60,000)	(8,400)
Total CREDITS	**(51,600)**	**(60,000)**	**(8,400)**
TOTAL OPERATING & MAINTENANCE	**25,379,514**	**26,027,737**	**648,222**
ADMINISTRATIVE & GENERAL:			
A & G EXPENSES	2,317,046	2,411,062	94,016
Total ADMINISTRATIVE & GENERAL	**2,317,046**	**2,411,062**	**94,016**
WATER PURCHASES/DELIVERY:			
INTERDIVISION WATER PURCH	837,546	939,430	101,884
INTERDIV WATER PURCH-RAW	23,000	26,100	3,100
Total WATER PURCHASES/DELIVERY	**860,546**	**965,530**	**104,984**
PROJECT WRITE OFFS TO OPR EXP	**2,406,291**		**(2,406,291)**
TOTAL OPERATING EXPENSES	**30,963,397**	**29,404,328**	**(1,559,069)**
NET OPERATING INCOME	**16,100,321**	**19,001,572**	**2,901,252**

GUADALUPE-BLANCO RIVER AUTHORITY
CONSOLIDATED - WORKPLAN AND BUDGET
FISCAL YEAR ENDING AUGUST 31, 2013

	FY 2012 BUDGET	FY 2013 BUDGET	FY 2012-2013 DIFFERENCE
OPERATING REVENUES	47,063,718	48,405,901	1,342,183
OPERATING EXPENSES	(30,963,397)	(29,404,328)	1,559,069
NET OPERATING INCOME	**16,100,321**	**19,001,572**	**2,901,252**
NON-OPERATING REVENUES (EXPENSES)			
INTEREST INCOME:			
INT ON OPERATING FUNDS	163,236	126,996	(36,240)
INT ON FULLY FUNDED ACCTS	2,700	2,520	(180)
INT ON NOW ACCTS	1,572	1,548	(24)
INTEREST ON CITY OF SEGUIN N/R	6,678	6,141	(537)
INT ON LU/LO OPR FUND	17,556	15,840	(1,716)
INT ON I & S FUND	21,540	13,320	(8,220)
INT: I&S FUND,OFFICE EXP BOND	600	600	
INT: I&S FUND,WEST CANYON BOND	3,300	1,800	(1,500)
INT: I&S FUND,IH 35 BONDS	600	540	(60)
INT: RESERVE FUND,IH35 BONDS	24,000	18,000	(6,000)
INT: W.CANYON RATE STABILIZ.	24,000	24,000	
INT: IH35 RATE STABILIZATION		1,020	1,020
INT: MID-BASIN RESERVE (WIF)	1,800	600	(1,200)
Total INTEREST INCOME	**267,582**	**212,925**	**(54,657)**
CAPITAL CONTRIBUTIONS:			
GOVERNMENT GRANTS & STATE FUND	660,310	1,071,527	411,217
Total CAPITAL CONTRIBUTIONS	**660,310**	**1,071,527**	**411,217**
INTEREST & BANK FEES:			
INT ON REVENUE BONDS	(311,712)	(245,833)	65,879
INT ON LONG TERM LOAN	(224,350)	(169,068)	55,282
INT- 2011 REFUNDING BONDS		(381,410)	(381,410)
INT ON CLEARWELL LOAN	(14,892)	(14,748)	144
INT ON DISCOUNT AMORT.	(169,968)	(161,568)	8,400
INT- REG RWDS EXPAN-2007 BONDS	(852,104)	(826,720)	25,384
INT ON EXP-SSB (FLOOD LOAN)	(35,592)	(34,452)	1,140
INT ON OFFICE EXPAN BONDS	(398,260)		398,260
INT ON OFFICE EXPAN LOANS	(28,140)	(21,456)	6,684
INT ON MID BASIN PROJECT BONDS		(37,608)	(37,608)
INT ON WSTRN CANYON BONDS	(3,458,900)	(3,233,757)	225,143
INT ON IH 35 BONDS	(970,155)	(954,266)	15,889
INT EXP - LU/LO PROJECT	(268,586)	(256,111)	12,475

GUADALUPE-BLANCO RIVER AUTHORITY
CONSOLIDATED - WORKPLAN AND BUDGET
FISCAL YEAR ENDING AUGUST 31, 2013

	FY 2012 BUDGET	FY 2013 BUDGET	FY 2012-2013 DIFFERENCE
Total INTEREST & BANK FEES	**(6,732,659)**	**(6,336,997)**	**395,662**
TOTAL NON-OPERATING REVENUES (EXPENSES)	**(5,804,767)**	**(5,052,545)**	**752,223**
CHANGE IN NET ASSETS	**10,295,553**	**13,949,028**	**3,653,474**
CHANGE IN RESTRICTED FUNDS	**42,000**	**3,157,960**	**3,115,960**
INTERFUND LOANS			
HYDRO GEN LOANS REPAID	175,000	65,000	(110,000)
SPRING HILL CN-LOANS REPD		26,000	26,000
WIMBERLEY WWTP LOANS REPAID	20,004		(20,004)
WATER SUPPLY LOANS REPAID	150,000		(150,000)
WATER SUPPLY LOANS PAID		200,000	200,000
CANAL LOANS REPAID		60,000	60,000
SAN MARCOS WTP LOAN REPAID		37,000	37,000
Total INTERFUND LOANS	**345,004**	**388,000**	**42,996**
DEBT CAPITAL			
EQUIPMENT LOANS		30,000	30,000
BANK LOANS	1,952,757		(1,952,757)
BANK LOAN-NEW EQUIP	42,000		(42,000)
BANK LOAN-VEHICLE	20,000		(20,000)
GENERAL LOANS	333,000	369,200	36,200
Total DEBT CAPITAL	**2,347,757**	**399,200**	**(1,948,557)**
TOTAL FUNDS AVAILABLE	**13,030,314**	**17,894,188**	**4,863,873**
PURCHASES OF FIXED ASSETS			
STRUCTURES & IMPROVEMENTS	45,000	17,500	(27,500)
SPECIALIZED OPER. EQUIPMENT	28,000	83,500	55,500
AUTO & HEAVY EQUIPMENT	209,000	224,000	15,000
OFFICE FURN & EQUIPMENT	56,000	86,500	30,500
MISCELLANEOUS EQUIPMENT	161,078	153,600	(7,478)
Total PURCHASES OF FIXED ASSETS	**499,078**	**565,100**	**66,022**
WORK IN PROGRESS			
WIP-OPERATING	2,006,786	559,435	(1,447,351)

GUADALUPE-BLANCO RIVER AUTHORITY
CONSOLIDATED - WORKPLAN AND BUDGET
FISCAL YEAR ENDING AUGUST 31, 2013

	FY 2012 BUDGET	FY 2013 BUDGET	FY 2012-2013 DIFFERENCE
WIP-CONSTRUCTION	580,917	742,960	162,043
Total WORK IN PROGRESS	**2,587,703**	**1,302,396**	**(1,285,308)**
CHANGE IN RESTRICTED FUNDS	**855,646**	**1,085,529**	**229,883**
INTERFUND LOANS:			
CONSTRUCTION LOANS MADE	302,000	369,200	67,200
COLETO CRK REC LOANS MADE	31,000		(31,000)
Total INTERFUND LOANS	**333,000**	**369,200**	**36,200**
PROJECT DEVELOPMENT	**2,100,694**	**7,447,431**	**5,346,737**
DEBT SERVICE			
BONDS PAID	5,308,886	5,743,735	434,849
LOANS PAID	693,543	810,624	117,081
GENERAL LOANS PAID	345,004	388,000	42,996
Total DEBT SERVICE	**6,347,433**	**6,942,359**	**594,926**
TOTAL FUNDS APPLIED	**12,723,555**	**17,712,015**	**4,988,460**
NET CHANGE IN FUND BALANCE	**306,760**	**182,173**	**(124,587)**

GUADALUPE-BLANCO RIVER AUTHORITY
CONSOLIDATED - WORKPLAN AND BUDGET
FISCAL YEAR ENDING AUGUST 31, 2013

	FY 2012 BUDGET	FY 2013 BUDGET	FY 2012-2013 DIFFERENCE
SALARIES & WAGES DETAIL			
STAFF TECHNICAL ASSISTANCE:			
STA- SUPERVISION	546,571	596,455	49,884
STA- CLERICAL	231,673	259,116	27,444
STA/SUP- NWRA	17,481	17,740	258
STA/SUP- TWCA	17,481	17,740	258
STA/CLR- RRWDS PIPELINE		3,040	3,040
STA/SUP- GPP PIPELINE		1,872	1,872
STA/CLR- GV RECREATION	3,392	3,502	110
STA/SUP- GBR TRUST	7,224	3,990	(3,234)
STA/CLR- GBR TRUST	1,481	4,952	3,471
STA/SUP-SA BAY FOUNDATION	6,881	3,626	(3,255)
STA/CLR-SA BAY FOUNDATION	1,753	4,641	2,888
STA/SUP- LU/LO PROJECT		5,386	5,386
STA/CLR- PUBLIC INFORM	89,499	132,058	42,560
STA/SUP- PUBLIC INFORM	83,448	84,616	1,168
OVT- STAFF PUBLIC INFORM	2,811	2,931	120
Total STAFF TECHNICAL ASSISTANCE	**1,009,695**	**1,141,664**	**131,969**
SUPERVISION:			
SUPERVISION	1,626,317	1,729,927	103,610
SUP- ANALYTICAL	68,757	40,750	(28,006)
SUP- SUPPORT	61,682	70,965	9,284
SUP- CRESTVIEW	5,610	5,780	170
SUP- COMAL WATER COMPANY	3,131	3,359	228
SUP- GV RECREATION	8,405	12,760	4,355
SUP- LAKEWOOD RECREATION	687	40,206	39,519
SUP- SAFETY & TRAINING	12,345	17,638	5,293
SUP- IH35 PIPELINE	1,056	1,090	34
SUP- EMPLOYEE RELATIONS	513	529	16
SUP- GBR TRUST	81,890	80,704	(1,186)
SUP-SA BAY FOUNDATION	81,530	86,487	4,957
SUP- LU/LO PROJECT	621	641	20
SUP- GROUND WATER SYSTEM	28,106	28,892	786
Total SUPERVISION	**1,980,649**	**2,119,729**	**139,080**
OPERATING LABOR:			
CLERICAL	332,224	326,489	(5,735)
REG- OPERATING LABOR	1,968,534	1,962,635	(5,899)
REG- MISC LABOR	116,800	113,348	(3,452)
CLR- OPERATING LABOR	157,857	160,777	2,921
REG- ATTENDANT'S DUTIES	80,208	80,938	730
REG- LABORATORY LABOR	45,143	49,692	4,550
REG- MISC LABOR	4,718	4,434	(284)
REG- PRESS OPERATIONS LABOR	46,068	47,410	1,342

GUADALUPE-BLANCO RIVER AUTHORITY
CONSOLIDATED - WORKPLAN AND BUDGET
FISCAL YEAR ENDING AUGUST 31, 2013

	FY 2012 BUDGET	FY 2013 BUDGET	FY 2012-2013 DIFFERENCE
REG- SAFETY & TRAINING	42,911	43,267	356
REG- IH35 PIPELINE LABOR	31,438	29,203	(2,235)
CLR- EMPLOYEE RELATIONS	749	1,177	428
CLR- GBR TRUST		42,848	42,848
REG-SA BAY FOUNDATION	12,123	10,375	(1,748)
REG- LU/LO PROJECT LABOR	20,519	17,493	(3,026)
REG- GROUND WATER SYSTEM	19,781	19,213	(568)
OVT- CLERICAL LABOR	4,511	4,671	159
OVT- OPERATING LABOR	265,536	255,270	(10,266)
OVT- ATTENDANTS DUTIE	4,702	4,497	(205)
OVT- LABORATORY LABOR	1,779	1,487	(291)
OVT- PRESS OPERATIONS	8,396	8,678	282
OVT- SAFETY & TRAINING LBR	9,062	8,519	(543)
OVT- LU/LO PROJECT LBR	3,382	3,164	(217)
REG- WORKING HOLIDAY LABOR	51,179	52,475	1,296
REG- WKG HOL ATTENDANTS DUTIE	1,714	1,750	36
REG- WORKING HOL SUPPLY CHIEF	1,714	1,750	36
REG- WRKG HOL BIOSOLIDS PRESS	3,996	4,128	132
Total OPERATING LABOR	**3,235,043**	**3,255,689**	**20,646**
MAINTENANCE & REPAIR			
M&R-LABOR:			
REG/LBR- BRUMLEY WELL	33,872	36,247	2,375
REG/LBR- GLENWOOD WELL	2,814	2,788	(26)
REG/LBR- REMOVE LOG JAMS	13,027	13,941	914
REG/LBR- WORK BOAT	1,042	1,115	73
REG/LBR- PUMPS	2,606	2,788	183
REG/LBR- RRWDS PIPELINE	52,574	49,589	(2,985)
REG/LBR- GPP PIPELINE	26,960	29,342	2,382
REG/LBR- G.V. RECREATION	23,293	25,961	2,668
REG/LBR- PWR HOUSES & EQUIP	43,297	44,809	1,512
REG/LBR- IH35 PIPELINE		6,366	6,366
REG/LBR- CRESTVIEW	6,564	6,780	215
REG/LBR- LU/LO PROJECT	4,078	8,740	4,661
REG/LBR- GROUND WATER SYSTEM	4,269	6,064	1,795
REG/LBR- PENSTK CONDUIT	13,418	13,809	391
REG/LBR- TURBINE INSP	13,418	13,809	391
REG/LBR- GENERATORS	13,418	13,809	391
REG/LBR- GUAD.CO.RAIN TELEMETR	13,418	13,809	391
REG/LBR- OTHER	1,481,074	1,534,035	52,961
Total M&R-LABOR	**1,749,142**	**1,823,801**	**74,660**
M&R-OVERTIME:			
OVT/LBR- RRWDS PIPELINE	3,760	4,161	401
OVT/LBR- GPP PIPELINE	1,880	3,001	1,121

GUADALUPE-BLANCO RIVER AUTHORITY
CONSOLIDATED - WORKPLAN AND BUDGET
FISCAL YEAR ENDING AUGUST 31, 2013

	FY 2012 BUDGET	FY 2013 BUDGET	FY 2012-2013 DIFFERENCE
OVT/LBR- G.V. RECREATION	3,958	3,885	(73)
OVT/LBR- CRESTVIEW	272	281	9
OVT/LBR- GROUND WATER SYSTEM		468	468
OVT/LBR- OTHER	95,765	88,043	(7,722)
Total M&R-OVERTIME	**105,635**	**99,839**	**(5,796)**
M&R-WORKING HOLIDAY PAY:			
HOL/LBR- OTHER	2,847	2,957	110
Total M&R-WORKING HOLIDAY PAY	**2,847**	**2,957**	**110**
Total MAINTENANCE & REPAIR	**1,857,624**	**1,926,597**	**68,973**
WORK IN PROGRESS			
WIP-STAFF:			
DUNLAP REG WW LS ROW -STAFF	56,113		(56,113)
DUNLAP REG WW LS CONST-STAFF		5,325	5,325
REGIONAL RAW WTR DS-STAFF	2,834		(2,834)
RIVER BEND PUMP STATION-STAFF		6,180	6,180
Total WIP-STAFF	**58,947**	**11,505**	**(47,443)**
WIP-SUPERVISION:			
WIP/SUP-OTH CAL CO PCT #1	1,464		(1,464)
REPLACE SCADA RTU-SUPERV	900		(900)
Total WIP-SUPERVISION	**2,364**		**(2,364)**
WIP-LABOR:			
REPLACE SCADA RTU-LABOR	10,736		(10,736)
UPGD ELECTRICAL TO SITES-LABOR		5,150	5,150
Total WIP-LABOR	**10,736**	**5,150**	**(5,586)**
Total WORK IN PROGRESS	**72,048**	**16,655**	**(55,393)**
PROJECT DEVELOPMENT			
PD-STAFF:			
CRP-PUBLIC PART-STAFF	2,164	4,298	2,134
ENVIRONMENTAL LCUB-STAFF	15,479	41,800	26,322
319 RIVER NETWORK-STAFF	1,637	1,191	(446)
ARANSAS PROJ LITIGATION-STAFF	131,868	84,197	(47,671)
CORDILLERA RETAIL-STAFF	9,884		(9,884)
BULVERDE AREA WW-STAFF	10,875	5,325	(5,551)

GUADALUPE-BLANCO RIVER AUTHORITY
CONSOLIDATED - WORKPLAN AND BUDGET
FISCAL YEAR ENDING AUGUST 31, 2013

	FY 2012 BUDGET	FY 2013 BUDGET	FY 2012-2013 DIFFERENCE
HAYS/CALDWELL WWTP-STAFF	3,501		(3,501)
TRANS FAC IH35/SH130 STDY-STAF		6,415	6,415
TX WATER ALLIANCE-STAFF	8,753		(8,753)
WINFIELD-STAFF	3,962	2,689	(1,273)
EAA HABITAT CONSRV PLAN-STAFF	51,241	28,198	(23,043)
CANYON GORGE PROJECT-STAFF	5,268	4,993	(274)
WATER SUPPLY ALTERNATIVE-STAFF	2,597	1,635	(963)
SIMSBORO PROJECT-STAFF	9,366		(9,366)
BOERNE WTR SUPPLY-STAFF	3,501		(3,501)
LAKE MGMT&AQUATIC CNTL-STAFF	4,237	4,365	129
DUNLAP AREA MASTER PLAN-STAFF	3,962	1,986	(1,976)
EXELON WATER PROJECT-STAFF	18,528	1,071	(17,458)
WIMBERLEY WATER- STAFF	7,463		(7,463)
MID-BASIN PROJECT-STA	26,451	37,877	11,425
S.B.1 PHASE 4-STAFF	17,481		(17,481)
GERONIMO CREEK WPP-STAFF	803	2,852	2,050
Total PD-STAFF	**339,023**	**228,891**	**(110,132)**
PD-SUPERVISION & LABOR:			
CRP-PROJ ADMIN-NON GEN EMPL	1,245	653	(593)
CRP-QA & DATA-NON GEN EMPL	1,403	2,003	601
CRP-WQ MONIT-NON GEN EMPL	8,642	10,456	1,813
CRP-INFO CLRGHS-NON GEN EMPL	1,684	1,490	(195)
CRP-ISSUES & CAUSE-NON GEN EMP	1,241	1,831	589
CRP-PUBLIC PART-NON GEN EMPL	483	932	449
GBRA UNIVERSITY-NON GENERAL EM	4,838	7,207	2,370
WIMBERLEY/WW-NON GEN EMPLOYEES	7,917		(7,917)
ENVIRONMENTAL LCUB-NON GE	1,758	4,257	2,499
319 RIVER NETWORK-NON GENERAL	10,123		(10,123)
MITIGATION BANK FEAS-NON GENER	6,058		(6,058)
DROUGHT PLANNING-NON-GENERAL	7,518	8,315	797
SB2 IN-STREAM FLOW-NON-GENERAL		13,844	13,844
ARANSAS PROJ LITIGAT-NON GEN	1,016		(1,016)
GROUNDWTR INVSTG-NON GEN EMPL	9,003	9,137	133
IH 35 PROJECT ROW-NON GEN EMPL	9,754	10,852	1,098
BULVERDE AREA WW-NON GEN EMP	10,764	8,512	(2,252)
WATERSHED PROTECT GRNTS-NON-GE	294		(294)
LAKE MGMT ENHANCEMENT-NON-GENE	10,087	7,871	(2,216)
MISC PROJ DEV-NON GEN EMPL	22,722		(22,722)
HIGH WTR MARK SRVY-NON GEN EMP	919	379	(539)
HAYS/CALDWELL WWTP-NON GEN EMP	13,691		(13,691)
BRUSH MANAGEMENT-NON GEN E	478		(478)
CANYON SEASONAL POOL-NON GEN E	2,928		(2,928)
GBRA/BULVERDE/BMET-NON GEN EMP	2,641		(2,641)
LULING WTR SUP STDY-NON GEN EM	4,392		(4,392)
TX WATER ALLIANCE-NON-GENERAL	16,104		(16,104)

GUADALUPE-BLANCO RIVER AUTHORITY
CONSOLIDATED - WORKPLAN AND BUDGET
FISCAL YEAR ENDING AUGUST 31, 2013

	FY 2012 BUDGET	FY 2013 BUDGET	FY 2012-2013 DIFFERENCE
N.B. AREA WWTP-NON GEN EM	5,864		(5,864)
CANYON GORGE PROJECT-NON-GEN	33,132	35,880	2,748
WATER SUPPLY ALTERNATIVE-NON-G	15,006	15,228	222
SIMSBORO PROJECT-NON GEN EMPL	7,320		(7,320)
WATER RIGHTS/INV-NON GEN EMPL	6,002		(6,002)
LAKE MGMT&AQUATIC CNTL-NON GEN	5,570	10,507	4,938
ZEDLER MILL-NON-GEN EMPLOYEE	1,464		(1,464)
DUNLAP AREA MASTER PLAN-SUPERV	4,694		(4,694)
PLUM CREEK MONITORING-NON GEN	14,404	48,753	34,348
EXELON WATER PROJECT-NONGEN	2,144		(2,144)
TRI-COMMUNITY WSC- NON-GEN EMP	16,763	7,614	(9,150)
WIMBERLEY WATER- NON-GEN EMPL	12,337	3,045	(9,291)
WATER CO ACQUISITIONS-NON GEN	15,329	14,533	(797)
PADDLING TRAILS- NON-GEN	11,370	6,187	(5,182)
INDUSTRIAL DEV PROJECT-NON-GEN	7,792		(7,792)
CALHOUN CNTY SUPPLY STUDY-NONG	3,601	3,655	53
MID-BASIN PROJECT-NON-GEN EMPL	7,336	67,781	60,446
PERMIT AMEND APPL WOMACK-NON G	3,151	5,482	2,331
GERONIMO CREEK WPP-NON GEN EMP	21,860	15,064	(6,796)
Total PD-SUPERVISION & LABOR	**352,844**	**321,467**	**(31,377)**
Total PROJECT DEVELOPMENT	**691,868**	**550,358**	**(141,509)**
TOTAL SALARIES & WAGES	**8,846,926**	**9,010,692**	**163,766**

GUADALUPE-BLANCO RIVER AUTHORITY
CONSOLIDATED - WORKPLAN AND BUDGET
FISCAL YEAR ENDING AUGUST 31, 2013

	FY 2012 BUDGET	FY 2013 BUDGET	FY 2012-2013 DIFFERENCE
MAINTENANCE & REPAIR DETAIL			
LABOR:			
REG/LBR- BRUMLEY WELL	33,872	36,247	2,375
REG/LBR- GLENWOOD WELL	2,814	2,788	(26)
REG/LBR- REMOVE LOG JAMS	13,027	13,941	914
REG/LBR- WORK BOAT	1,042	1,115	73
REG/LBR- PUMPS	2,606	2,788	183
REG/LBR- RRWDS PIPELINE	52,574	49,589	(2,985)
REG/LBR- GPP PIPELINE	26,960	29,342	2,382
REG/LBR- G.V. RECREATION	23,293	25,961	2,668
REG/LBR- PWR HOUSES & EQUIP	43,297	44,809	1,512
REG/LBR- IH35 PIPELINE		6,366	6,366
REG/LBR- CRESTVIEW	6,564	6,780	215
REG/LBR- LU/LO PROJECT	4,078	8,740	4,661
REG/LBR- GROUND WATER SYSTEM	4,269	6,064	1,795
REG/LBR- PENSTK CONDUIT	13,418	13,809	391
REG/LBR- TURBINE INSP	13,418	13,809	391
REG/LBR- GENERATORS	13,418	13,809	391
REG/LBR- GUAD.CO.RAIN TELEMETR	13,418	13,809	391
REG/LBR- OTHER	1,481,074	1,534,035	52,961
OVT/LBR- RRWDS PIPELINE	3,760	4,161	401
OVT/LBR- GPP PIPELINE	1,880	3,001	1,121
OVT/LBR- G.V. RECREATION	3,958	3,885	(73)
OVT/LBR- CRESTVIEW	272	281	9
OVT/LBR- GROUND WATER SYSTEM		468	468
OVT/LBR- OTHER	95,765	88,043	(7,722)
HOL/LBR- OTHER	2,847	2,957	110
Total LABOR	**1,857,624**	**1,926,597**	**68,973**
MATERIAL:			
M&R/MAT- GROUNDSKEEPING	43,892	45,888	1,996
M&R/MAT- GEN. OFFICE BLDG	23,900	29,160	5,260
M&R/MAT- STORAGE TANKS	31,849	34,908	3,059
M&R/MAT- CHEM FEED EQUIP	13,369	14,352	983
M&R/MAT- INSTRUMENTATION	53,825	48,406	(5,419)
M&R/MAT- MOTORS	47,834	70,294	22,460
M&R/MAT- CLARIFIERS	35,122	35,272	150
M&R/MAT- CHLORINATION	37,756	40,056	2,300
M&R/MAT- TOOLS & EQUIP.	41,754	44,174	2,420
M&R/MAT- METERS	54,688	91,724	37,036
M&R/MAT- GATES & VALVES	51,747	52,887	1,140
M&R/MAT- TRUCKS	37,180	36,610	(570)
M&R/MAT- NON/POTABLE WS	45,450	46,622	1,172
M&R/MAT- PUMPS	35,736	46,448	10,712
M&R/MAT- PROCESS UNIT CLEANING	19,470	19,490	20
M&R/MAT- MOTORS	15,372	14,524	(848)

GUADALUPE-BLANCO RIVER AUTHORITY
CONSOLIDATED - WORKPLAN AND BUDGET
FISCAL YEAR ENDING AUGUST 31, 2013

	FY 2012 BUDGET	FY 2013 BUDGET	FY 2012-2013 DIFFERENCE
M&R/MAT- ROADS	13,224	13,814	590
M&R/MAT- SAFETY WORK	14,280	22,040	7,760
M&R/MAT- NON-POT WTR SYS.	9,188	9,188	
M&R/MAT- POTABLE WTR SYS.	14,164	12,160	(2,004)
M&R/MAT- RADIO EQUIP.	11,700	6,700	(5,000)
M&R/MAT- STRUCTURE MAINT.	13,156	12,556	(600)
M&R/MAT- U.V.DISINFECTION	58,123	56,971	(1,152)
M&R/MAT- ELECTRICAL	16,440	16,760	320
M&R/MAT- AERATION	45,828	47,028	1,200
M&R/MAT- WELLS	12,408	10,908	(1,500)
M&R/MAT- WATER LINE	10,020	9,970	(50)
M&R/MAT- INSTRUMENTATION	3,960	3,420	(540)
M&R/MAT- CAMPING CABINS	4,200	3,180	(1,020)
M&R/MAT- GEN. OFFICE BLDG	3,614	3,614	
M&R/MAT- MOW PROPERTIES	600	600	
M&R/MAT- POISON PROPERTIE	3,914	2,070	(1,844)
M&R/MAT- ROADS & BRIDGES	2,680	2,580	(100)
M&R/MAT- FENCES	3,600	3,600	
M&R/MAT- CLEAN PROPERTIES	3,000	4,460	1,460
M&R/MAT- FISHERY & WILDLIFE	2,700	1,560	(1,140)
M&R/MAT- PENSTK CONDUIT I	1,900	1,900	
M&R/MAT- TURBINE INSPECTI	3,400	3,400	
M&R/MAT- GENERATOR	5,908	6,508	600
M&R/MAT- TURBINE/GOVERNOR	17,400	17,500	100
M&R/MAT- DISSOLVED OXYGEN	1,380	1,380	
M&R/MAT- SWITCHGEAR	1,300	1,200	(100)
M&R/MAT- WEIR	400	200	(200)
M&R/MAT- MEMBRANE SYSTEM	17,000	35,000	18,000
M&R/MAT- FLOC	2,000	1,000	(1,000)
M&R/MAT- UNIT 49	240	240	
M&R/MAT- UNIT 50	240	240	
M&R/MAT- CONTROL SYSTEM	5,580	9,980	4,400
M&R/MAT- COMMUNICATION SY	4,480	14,480	10,000
M&R/MAT- UNIT 53	460	460	
M&R/MAT- SAFETY WORK	600		(600)
M&R/MAT- CASE BACKHOE	1,200	1,200	
M&R/MAT- ALL TERRAIN VHCL	480	600	120
M&R/MAT- KUBOTA TRACTOR #1	480	480	
M&R/MAT- FORD TRACTOR	840	840	
M&R/MAT- SUBSTATIONS	24,320	23,600	(720)
M&R/MAT- TRANS. LINES	2,000	2,000	
M&R/MAT- WYLIE TRACTR SPRA	1,100	400	(700)
M&R/MAT- KUBOTA TRACTOR #2	480	480	
M&R/MAT- SCHREDDERS	1,800	1,200	(600)
M&R/MAT- R.W. PUMP STATION	10,000	12,000	2,000
M&R/MAT- SMALL EQUIPMENT	1,500	1,500	
M&R/MAT- TRACTORS	400	200	(200)

GUADALUPE-BLANCO RIVER AUTHORITY
CONSOLIDATED - WORKPLAN AND BUDGET
FISCAL YEAR ENDING AUGUST 31, 2013

	FY 2012 BUDGET	FY 2013 BUDGET	FY 2012-2013 DIFFERENCE
M&R/MAT- HEAVY EQUIPMENT	1,500	1,000	(500)
M&R/MAT- LIGHT TRUCKS	1,000	1,000	
M&R/MAT- LARGE TRUCKS	500	500	
M&R/MAT- TRAILERS	1,000	1,000	
M&R/MAT- WATER SYSTEM	11,750	15,250	3,500
M&R/MAT- WATER WELL	800	800	
M&R/MAT- T.W. PUMP STATION	4,000	4,000	
M&R/MAT- R.W. TRANS. LINE	3,000	2,000	(1,000)
M&R/MAT- T.W. TRANS. LINE	11,000	6,000	(5,000)
M&R/MAT- SEWER PUMP	8,000	8,000	
M&R/MAT- SEWER LINE	4,000	3,000	(1,000)
M&R/MAT- DISTRIBUTION SYSTEM	9,500	9,500	
M&R/MAT- WWTP MAINT EXPENSES	3,000	3,000	
M&R/MAT- OTHER	7,512	6,262	(1,250)
Total MATERIAL	**1,009,193**	**1,113,294**	**104,101**
SERVICES:			
M&R/SER- GROUNDSKEEPING	172,756	209,120	36,364
M&R/SER- GEN. OFFICE BLDG	433,473	406,836	(26,637)
M&R/SER- STORAGE TANKS	34,370	30,358	(4,012)
M&R/SER- CHEM FEED EQUIP	17,763	17,963	200
M&R/SER- INSTRUMENTATION	183,800	124,894	(58,906)
M&R/SER- MOTORS	36,968	31,428	(5,540)
M&R/SER- CLARIFIERS	49,765	66,605	16,840
M&R/SER- CHLORINATION	32,800	16,640	(16,160)
M&R/SER- TOOLS & EQUIP.	54,038	62,578	8,540
M&R/SER- METERS	107,512	136,592	29,080
M&R/SER- GATES & VALVES	85,047	94,547	9,500
M&R/SER- TRUCKS	88,736	90,828	2,092
M&R/SER- NON/POTABLE WS	138,010	132,381	(5,629)
M&R/SER- PUMPS	60,676	68,096	7,420
M&R/SER- PROCESS UNIT CLEANING	10,118	18,618	8,500
M&R/SER- MOTORS	21,852	17,010	(4,842)
M&R/SER- ROADS	62,038	66,744	4,706
M&R/SER- SAFETY WORK	12,064	12,118	54
M&R/SER- NON-POT. WTR SYS	4,704	4,140	(564)
M&R/SER- POTABLE WTR SYS.	13,024	14,584	1,560
M&R/SER- RADIO EQUIP.	8,380	8,020	(360)
M&R/SER- STRUCTURE MAINT.	12,360	12,260	(100)
M&R/SER- U.V.DISINFECTION	76,476	41,996	(34,480)
M&R/SER- ELECTRICAL	38,828	34,228	(4,600)
M&R/SER- AERATION	18,760	18,920	160
M&R/SER- WELLS	73,560	74,680	1,120
M&R/SER- WATER LINE	11,484	6,754	(4,730)
M&R/SER- INSTRUMENTATION	2,820	2,580	(240)
M&R/SER- CAMPING CABINS	3,120	3,000	(120)

GUADALUPE-BLANCO RIVER AUTHORITY
CONSOLIDATED - WORKPLAN AND BUDGET
FISCAL YEAR ENDING AUGUST 31, 2013

	FY 2012 BUDGET	FY 2013 BUDGET	FY 2012-2013 DIFFERENCE
M&R/SER- GEN. OFFICE BLDG	29,563	16,710	(12,853)
M&R/SER- MOW PROPERTIES	35,480	35,480	
M&R/SER- POISON PROPERTIE	4,432	1,896	(2,536)
M&R/SER- ROADS & BRIDGES	3,156	3,156	
M&R/SER- FENCES	23,780	23,780	
M&R/SER- CLEAN PROPERTIES	4,850	10,590	5,740
M&R/SER- PENSTK CONDUIT I	98,400	24,500	(73,900)
M&R/SER- TURBINE INSPECTI	5,140	5,500	360
M&R/SER- GENERATOR	38,500	17,800	(20,700)
M&R/SER- TURBINE/GOVERNOR	8,300	7,300	(1,000)
M&R/SER- DISSOLVED OXYGEN	680	680	
M&R/SER- SWITCHGEAR	7,000	11,000	4,000
M&R/SER- MEMBRANE SYSTEM	7,204	10,000	2,796
M&R/SER- FLOC	1,000	500	(500)
M&R/SER- UNIT 49	840	840	
M&R/SER- UNIT 50	1,200	1,200	
M&R/SER- CONTROL SYSTEM	26,480	26,480	
M&R/SER- COMMUNICATION SY	13,480	15,980	2,500
M&R/SER- UNIT 53	1,800	2,400	600
M&R/SER- SAFETY WORK	600	600	
M&R/SER- CASE BACKHOE	1,200	1,800	600
M&R/SER- ALL TERRAIN VHCL	480	600	120
M&R/SER- KUBOTA TRACTOR #1	2,400	1,800	(600)
M&R/SER- SUBSTATIONS	39,000	40,000	1,000
M&R/SER- TRANS. LINES	37,000	30,000	(7,000)
M&R/SER- WYLIE TRACTR SPRA	2,000	2,000	
M&R/SER- KUBOTA TRACTOR #2	3,600	3,600	
M&R/SER- SCHREDDERS	480	480	
M&R/SER- R.W. PUMP STATION	75,000	75,000	
M&R/SER- SMALL EQUIPMENT	3,000	3,000	
M&R/SER- TRACTORS	500	400	(100)
M&R/SER- HEAVY EQUIPMENT	5,000	4,000	(1,000)
M&R/SER- LIGHT TRUCKS	5,000	5,000	
M&R/SER- LARGE TRUCKS	3,000	3,000	
M&R/SER- TRAILERS	500	400	(100)
M&R/SER- WATER SYSTEM	4,000	3,000	(1,000)
M&R/SER- WATER WELL	2,500	2,500	
M&R/SER- T.W. PUMP STATION	5,000	5,000	
M&R/SER- STRUCTURAL	5,000	5,000	
M&R/SER- R.W. TRANS LINE	7,500	5,500	(2,000)
M&R/SER- T.W. TRANS LINE	5,000	4,000	(1,000)
M&R/SER- SEWER TANK PUMPING	1,000		(1,000)
M&R/SER- SEWER PUMP	1,500		(1,500)
M&R/SER- SEWER LINE	4,000	1,500	(2,500)
M&R/SER- DISTRIBUTION SYSTEM	5,500	5,500	
M&R/SER- WWTP MAINT EXPENSES	3,000	2,000	(1,000)
M&R/SER- OTHER	16,875	16,115	(760)

GUADALUPE-BLANCO RIVER AUTHORITY
CONSOLIDATED - WORKPLAN AND BUDGET
FISCAL YEAR ENDING AUGUST 31, 2013

	FY 2012 BUDGET	FY 2013 BUDGET	FY 2012-2013 DIFFERENCE
Total SERVICES	**2,416,222**	**2,262,105**	**(154,117)**
TOTAL MAINTENANCE & REPAIR	**5,283,039**	**5,301,996**	**18,957**

GUADALUPE-BLANCO RIVER AUTHORITY
CONSOLIDATED - WORKPLAN AND BUDGET
FISCAL YEAR ENDING AUGUST 31, 2013

	FY 2012 BUDGET	FY 2013 BUDGET	FY 2012-2013 DIFFERENCE
PROJECT DEVELOPMENT			
CRP-PROJ ADMIN-ENG	1,000		(1,000)
CRP-PROJ ADMIN-BENEFITS	504	264	(240)
CRP-PROJ ADMIN-TRAVEL	450	500	50
CRP-PROJ ADMIN-A&G	411	215	(196)
CRP-PROJ ADMIN-NON GEN EMPL	1,245	653	(593)
CRP-PROJ ADMIN-OTHER	400		(400)
Total	**4,011**	**1,633**	**(2,378)**
CRP-QA & DATA-BENEFITS	568	811	243
CRP-QA & DATA-TRAVEL	218		(218)
CRP-QA & DATA-A&G	463	661	198
CRP-QA & DATA-NON GEN EMPL	1,403	2,003	601
CRP-QA & DATA-OTHER	100		(100)
Total	**2,752**	**3,476**	**724**
CRP-WQ MONIT-ENG	14,000	18,000	4,000
CRP-WQ MONIT-BENEFITS	3,500	4,235	734
CRP-WQ MONIT-TRAVEL	4,000	4,456	456
CRP-WQ MONIT-A&G	2,852	3,450	598
CRP-WQ MONIT-NON GEN EMPL	8,642	10,456	1,813
CRP-WQ MONIT-OTHER	85,616	99,016	13,400
Total	**118,610**	**139,612**	**21,002**
CRP-INFO CLRGHS-ENG	1,000		(1,000)
CRP-INFO CLRGHS-BENEFITS	682	603	(79)
CRP-INFO CLRGHS-A&G	556	492	(64)
CRP-INFO CLRGHS-NON GEN EMPL	1,684	1,490	(195)
CRP-INFO CLRGHS-OTHER	300		(300)
Total	**4,222**	**2,585**	**(1,638)**
CRP-ISSUES & CAUSE-ENG	1,000		(1,000)
CRP-ISSUES & CAUSE-BENEFITS	503	741	239
CRP-ISSUES & CAUSE-A&G	410	604	195
CRP-ISSUES & CAUSE-NON GEN EMP	1,241	1,831	589
CRP-ISSUES & CAUSE-OTHER	3,000	1,500	(1,500)

GUADALUPE-BLANCO RIVER AUTHORITY
CONSOLIDATED - WORKPLAN AND BUDGET
FISCAL YEAR ENDING AUGUST 31, 2013

	FY 2012 BUDGET	FY 2013 BUDGET	FY 2012-2013 DIFFERENCE
Total	**6,154**	**4,676**	**(1,477)**
CRP-PUBLIC PART-STAFF	2,164	4,298	2,134
CRP-PUBLIC PART-ENG	1,000		(1,000)
CRP-PUBLIC PART-BENEFITS	1,072	2,118	1,046
CRP-PUBLIC PART-TRAVEL	388		(388)
CRP-PUBLIC PART-A&G	874	1,726	852
CRP-PUBLIC PART-NON GEN EMPL	483	932	449
CRP-PUBLIC PART-OTHER	4,000		(4,000)
Total	**9,981**	**9,074**	**(907)**
GBRA UNIVERSITY-BENEFITS	1,959	2,919	960
GBRA UNIVERSITY-A&G	1,596	2,378	782
GBRA UNIVERSITY-NON GENERAL EM	4,838	7,207	2,370
GBRA UNIVERSITY-MAT'L	50,000	5,000	(45,000)
GBRA UNIVERSITY-OTHER	6,500	5,000	(1,500)
Total	**64,893**	**22,505**	**(42,388)**
WIMBERLEY/WW-BENEFITS	3,206		(3,206)
WIMBERLEY/WW-A&G	2,613		(2,613)
WIMBERLEY/WW-NON GEN EMPLOYEES	7,917		(7,917)
Total	**13,736**		**(13,736)**
ENVIRONMENTAL LCUB-STAFF	15,479	41,800	26,322
ENVIRONMENTAL LCUB-BENEFI	6,981	18,653	11,672
ENVIRONMENTAL LCUB-TRAVEL	2,000	1,000	(1,000)
ENVIRONMENTAL LCUB-A&G	5,688	15,199	9,511
ENVIRONMENTAL LCUB-NON GE	1,758	4,257	2,499
ENVIRONMENTAL LCUB-PRO FE	15,000	20,000	5,000
ENVIRONMENTAL LCUB-SERVIC		13,500	13,500
ENVIRONMENTAL LCUB-MAT'L	1,500	1,000	(500)
ENVIRONMENTAL LCUB-OTHER	1,500		(1,500)
Total	**49,906**	**115,411**	**65,504**
319 RIVER NETWORK-STAFF	1,637	1,191	(446)
319 RIVER NETWORK-BENEFITS	4,763	482	(4,281)
319 RIVER NETWORK-TRAVEL	550		(550)

GUADALUPE-BLANCO RIVER AUTHORITY
CONSOLIDATED - WORKPLAN AND BUDGET
FISCAL YEAR ENDING AUGUST 31, 2013

	FY 2012 BUDGET	FY 2013 BUDGET	FY 2012-2013 DIFFERENCE
319 RIVER NETWORK-A&G	3,881	393	(3,488)
319 RIVER NETWORK-NON GENERAL	10,123		(10,123)
319 RIVER NETWORK-OTHER	45,000		(45,000)
Total	**65,953**	**2,066**	**(63,888)**
MITIGATION BANK FEAS-BENEFITS	2,453		(2,453)
MITIGATION BANK FEAS-A&G	1,999		(1,999)
MITIGATION BANK FEAS-NON GENER	6,058		(6,058)
Total	**10,510**		**(10,510)**
DROUGHT PLANNING-BENEFITS	3,045	3,368	323
DROUGHT PLANNING-TRAVEL		700	700
DROUGHT PLANNING-A&G	2,481	2,744	263
DROUGHT PLANNING-NON-GENERAL	7,518	8,315	797
DROUGHT PLANNING-SERVICE		2,500	2,500
DROUGHT PLANNING-MAT'L	4,500		(4,500)
DROUGHT PLANNING-OTHER		2,500	2,500
Total	**17,544**	**20,127**	**2,583**
SB3- ENVIRONMNTL FLOWS-ENG	55,000	20,000	(35,000)
Total	**55,000**	**20,000**	**(35,000)**
SB2 IN-STREAM FLOW-ENG	25,000	10,000	(15,000)
SB2 IN-STREAM FLOW-BENEFITS		5,607	5,607
SB2 IN-STREAM FLOW-A&G		4,568	4,568
SB2 IN-STREAM FLOW-NON-GENERAL		13,844	13,844
Total	**25,000**	**34,019**	**9,019**
ARANSAS PROJ LITIGATION-STAFF	131,868	84,197	(47,671)
ARANSAS PROJ LITIGATION-ENG	150,000		(150,000)
ARANSAS PROJ LITIGATION-LEGA	1,250,000	2,250,000	1,000,000
ARANSAS PROJ LITIGATION-BENEFI	53,818	34,100	(19,718)
ARANSAS PROJ LITIGATION-A&G	43,852	27,785	(16,067)
ARANSAS PROJ LITIGAT-NON GEN	1,016		(1,016)

GUADALUPE-BLANCO RIVER AUTHORITY
CONSOLIDATED - WORKPLAN AND BUDGET
FISCAL YEAR ENDING AUGUST 31, 2013

	FY 2012 BUDGET	FY 2013 BUDGET	FY 2012-2013 DIFFERENCE
Total	**1,630,554**	**2,396,082**	**765,528**
LOWER BASIN HERITAGE-OTHER		20,000	20,000
Total		**20,000**	**20,000**
PC W.SHED COORDINATOR-PROF SER		107,000	107,000
Total		**107,000**	**107,000**
PC ISOTOPE- PROF FEES		81,000	81,000
Total		**81,000**	**81,000**
GROUNDWTR INVSTG-BENEFITS	3,646	3,700	54
GROUNDWTR INVSTG-A&G	2,971	3,015	44
GROUNDWTR INVSTG-NON GEN EMPL	9,003	9,137	133
Total	**15,621**	**15,852**	**231**
IH 35 PROJECT ROW-BENEFITS	3,950	4,395	445
IH 35 PROJECT ROW-A&G	3,219	3,581	362
IH 35 PROJECT ROW-NON GEN EMPL	9,754	10,852	1,098
Total	**16,923**	**18,828**	**1,905**
APPLIC-UNAPPROP.FLOW-ENG	123,000	30,000	(93,000)
Total	**123,000**	**30,000**	**(93,000)**
CORDILLERA RETAIL-STAFF	9,884		(9,884)
CORDILLERA RETAIL-BENEFITS	4,003		(4,003)
CORDILLERA RETAIL-A&G	3,262		(3,262)
Total	**17,148**		**(17,148)**
BULVERDE AREA WW-STAFF	10,875	5,325	(5,551)
BULVERDE AREA WW-ENG	30,500	40,000	9,500

GUADALUPE-BLANCO RIVER AUTHORITY
CONSOLIDATED - WORKPLAN AND BUDGET
FISCAL YEAR ENDING AUGUST 31, 2013

	FY 2012 BUDGET	FY 2013 BUDGET	FY 2012-2013 DIFFERENCE
BULVERDE AREA WW-BENEFITS	8,764	5,604	(3,160)
BULVERDE AREA WW-TRAVEL		300	300
BULVERDE AREA WW-A&G	7,141	4,566	(2,575)
BULVERDE AREA WW-NON GEN EMP	10,764	8,512	(2,252)
Total	**68,045**	**64,306**	**(3,739)**
WATERSHED PROTECT GRNTS-BENEFI	119		(119)
WATERSHED PROTECT GRNTS-A&G	97		(97)
WATERSHED PROTECT GRNTS-NON-GE	294		(294)
Total	**511**		**(511)**
FLOOD MGMT MODEL-ENG		120,000	120,000
Total		**120,000**	**120,000**
LAKE MGMT ENHANCEMENT-BENEFITS	4,085	3,188	(897)
LAKE MGMT ENHANCEMENT-A&G	3,329	2,597	(731)
LAKE MGMT ENHANCEMENT-NON-GENE	10,087	7,871	(2,216)
LAKE MGMT ENHANCEMENT-MAT'L		10,000	10,000
Total	**17,500**	**23,656**	**6,156**
MISC PROJ DEV-BENEFITS	9,202		(9,202)
MISC PROJ DEV-A&G	7,498		(7,498)
MISC PROJ DEV-NON GEN EMPL	22,722		(22,722)
Total	**39,422**		**(39,422)**
HIGH WTR MARK SURVEY-BENEFITS	372	154	(218)
HIGH WTR MARK SURVEY-A&G	303	125	(178)
HIGH WTR MARK SRVY-NON GEN EMP	919	379	(539)
Total	**1,594**	**658**	**(936)**
HAYS/CALDWELL WWTP-STAFF	3,501		(3,501)
HAYS/CALDWELL WWTP-ENG	20,000	30,000	10,000
HAYS/CALDWELL WWTP-BENEFITS	6,963		(6,963)
HAYS/CALDWELL WWTP-A&G	5,674		(5,674)
HAYS/CALDWELL WWTP-NON GEN EMP	13,691		(13,691)

GUADALUPE-BLANCO RIVER AUTHORITY
CONSOLIDATED - WORKPLAN AND BUDGET
FISCAL YEAR ENDING AUGUST 31, 2013

	FY 2012 BUDGET	FY 2013 BUDGET	FY 2012-2013 DIFFERENCE
Total	**49,829**	**30,000**	**(19,829)**
BRUSH MANAGEMENT-BENEFITS	194		(194)
BRUSH MANAGEMENT-A&G	158		(158)
BRUSH MANAGEMENT-NON GEN E	478		(478)
Total	**830**		**(830)**
CANYON SEASONAL POOL-BENEFITS	1,186		(1,186)
CANYON SEASONAL POOL-A&G	966		(966)
CANYON SEASONAL POOL-NON GEN E	2,928		(2,928)
Total	**5,080**		**(5,080)**
HAZARD MITIG.PLAN,GUAD-OTHER		50,000	50,000
Total		**50,000**	**50,000**
GBRA/BULVERDE/BMET SUIT-BENEFI	1,070		(1,070)
GBRA/BULVERDE/BMET SUIT-A&G	872		(872)
GBRA/BULVERDE/BMET-NON GEN EMP	2,641		(2,641)
Total	**4,583**		**(4,583)**
TRANS FAC IH35/SH130 STDY-STAF		6,415	6,415
TRANS FAC IH35/SH130 STDY-ENG	40,000		(40,000)
TRANS FAC IH35/SH130 STDY-BENE		2,598	2,598
TRANS FAC IH35/SH130 STDY-A&G		2,117	2,117
Total	**40,000**	**11,130**	**(28,870)**
ASR STUDY-ENG		10,000	10,000
Total		**10,000**	**10,000**
LULING WTR SUPP STUDY-ENG	200,000	270,000	70,000
LULING WTR SUPP STUDY-BENEFITS	1,779		(1,779)
LULING WTR SUPP STUDY-TRAVEL		3,000	3,000
LULING WTR SUPP STUDY-A&G	1,449		(1,449)

GUADALUPE-BLANCO RIVER AUTHORITY
CONSOLIDATED - WORKPLAN AND BUDGET
FISCAL YEAR ENDING AUGUST 31, 2013

	FY 2012 BUDGET	FY 2013 BUDGET	FY 2012-2013 DIFFERENCE
LULING WTR SUP STDY-NON GEN EM	4,392		(4,392)
LULING WTR SUPP STUDY-OTHER		3,000	3,000
Total	**207,620**	**276,000**	**68,380**
TX WATER ALLIANCE-STAFF	8,753		(8,753)
TX WATER ALLIANCE-ENG	291,000		(291,000)
TX WATER ALLIANCE-BENEFITS	10,067		(10,067)
TX WATER ALLIANCE-A&G	8,203		(8,203)
TX WATER ALLIANCE-NON-GENERAL	16,104		(16,104)
Total	**334,128**		**(334,128)**
WATER ENERGY NEXUS PRJ-ENG		25,000	25,000
WATER ENERGY NEXUS PRJ-TRAVEL		1,000	1,000
WATER ENERGY NEXUS PRJ-OTHER		500	500
Total		**26,500**	**26,500**
N.B. AREA WWTP-ENG	20,000		(20,000)
N.B. AREA WWTP-BENEFITS	2,375		(2,375)
N.B. AREA WWTP-A&G	1,935		(1,935)
N.B. AREA WWTP-NON GEN EM	5,864		(5,864)
Total	**30,174**		**(30,174)**
MID-BASIN HDR-ENG		500,000	500,000
MID-BASIN HDR-TRAVEL		2,500	2,500
MID-BASIN HDR-OTHER		2,500	2,500
Total		**505,000**	**505,000**
MID-BASIN GRANT STDY-ENG		170,000	170,000
MID-BASIN GRANT STDY-TRAVEL		10,500	10,500
MID-BASIN GRANT STDY-OTHER		10,000	10,000
Total		**190,500**	**190,500**
GUADALUPE GAIN/LOSS STUDY-ENG		20,000	20,000

GUADALUPE-BLANCO RIVER AUTHORITY
CONSOLIDATED - WORKPLAN AND BUDGET
FISCAL YEAR ENDING AUGUST 31, 2013

	FY 2012 BUDGET	FY 2013 BUDGET	FY 2012-2013 DIFFERENCE
Total		**20,000**	**20,000**
WINFIELD-STAFF	3,962	2,689	(1,273)
WINFIELD-ENG		25,000	25,000
WINFIELD-BENEFITS	1,605	1,089	(516)
WINFIELD-A&G	1,308	887	(420)
Total	**6,874**	**29,665**	**22,791**
RIVER GAGES-ENG		15,000	15,000
Total		**15,000**	**15,000**
RECHARGE STUDY-ENG	15,000		(15,000)
Total	**15,000**		**(15,000)**
EAA HABITAT CONSRV PLAN-STAFF	51,241	28,198	(23,043)
EAA HABITAT CONSRV PLAN-ENG	125,000		(125,000)
EAA HABITAT CONSRV PLAN-BENFTS	20,753	11,420	(9,332)
EAA HABITAT CONSRV PLAN-A&G	16,910	9,305	(7,604)
EAA HABITAT CONSRV PLAN-OTHER		266,666	266,666
Total	**213,904**	**315,590**	**101,686**
CALHOUN CNTY WW STUDY-ENG	20,000		(20,000)
Total	**20,000**		**(20,000)**
CANYON GORGE PROJECT-STAFF	5,268	4,993	(274)
CANYON GORGE PROJECT-BENEFITS	15,552	16,554	1,002
CANYON GORGE PROJECT-A&G	12,672	13,488	816
CANYON GORGE PROJECT-NON-GEN	33,132	35,880	2,748
CANYON GORGE PROJECT-SERVICE	25,000		(25,000)
CANYON GORGE PROJECT-MAT'L		10,000	10,000
CANYON GORGE PROJECT-OTHER		200	200

GUADALUPE-BLANCO RIVER AUTHORITY
CONSOLIDATED - WORKPLAN AND BUDGET
FISCAL YEAR ENDING AUGUST 31, 2013

	FY 2012 BUDGET	FY 2013 BUDGET	FY 2012-2013 DIFFERENCE
Total	**91,624**	**81,115**	**(10,508)**
WATER SUPPLY ALTERNATIVE-STAFF	2,597	1,635	(963)
WATER SUPPLY ALTERNATIVE-ENG	15,000		(15,000)
WATER SUPPLY ALTERNATIVE-LEGAL	37,500		(37,500)
WATER SUPPLY ALTERNATIVE-BENEF	7,129	6,829	(300)
WATER SUPPLY ALTERNATIVE-A&G	5,809	5,565	(245)
WATER SUPPLY ALTERNATIVE-NON-G	15,006	15,228	222
Total	**83,041**	**29,256**	**(53,786)**
SIMSBORO PROJECT-STAFF	9,366		(9,366)
SIMSBORO PROJECT-ENG	15,000		(15,000)
SIMSBORO PROJECT-BENEFITS	6,758		(6,758)
SIMSBORO PROJECT-A&G	5,506		(5,506)
SIMSBORO PROJECT-NON GEN EMPL	7,320		(7,320)
Total	**43,950**		**(43,950)**
BOERNE WTR SUPPLY-STAFF	3,501		(3,501)
BOERNE WTR SUPPLY-BENEFITS	1,418		(1,418)
BOERNE WTR SUPPLY-A&G	1,155		(1,155)
Total	**6,075**		**(6,075)**
WATER RIGHTS/INV-ENG	20,000		(20,000)
WATER RIGHTS/INV-BENEFITS	2,431		(2,431)
WATER RIGHTS/INV-A&G	1,981		(1,981)
WATER RIGHTS/INV-NON GEN EMPL	6,002		(6,002)
Total	**30,414**		**(30,414)**
LAKE MGMT&AQUATIC CNTL-STAFF	4,237	4,365	129
LAKE MGMT&AQUATIC CNTL-BENEF	3,972	6,024	2,052
LAKE MGMT&AQUATIC CNTL-A&G	3,236	4,908	1,672
LAKE MGMT&AQUATIC CNTL-NON GEN	5,570	10,507	4,938
LAKE MGMT&AQUATIC CNTL-SERVICE	16,000		(16,000)

GUADALUPE-BLANCO RIVER AUTHORITY
CONSOLIDATED - WORKPLAN AND BUDGET
FISCAL YEAR ENDING AUGUST 31, 2013

	FY 2012 BUDGET	FY 2013 BUDGET	FY 2012-2013 DIFFERENCE
Total	**33,014**	**25,804**	**(7,210)**
ZEDLER MILL-BENEFITS	593		(593)
ZEDLER MILL-A&G	483		(483)
ZEDLER MILL-NON-GEN EMPLOYEE	1,464		(1,464)
Total	**2,540**		**(2,540)**
DUNLAP AREA MASTER PLAN-STAFF	3,962	1,986	(1,976)
DUNLAP AREA MASTER PLAN-BENEFT	3,506	804	(2,702)
DUNLAP AREA MASTER PLAN-A&G	2,857	655	(2,201)
DUNLAP AREA MASTER PLAN-SUPERV	4,694		(4,694)
Total	**15,019**	**3,446**	**(11,573)**
PLUM CREEK MONITORING-BENEFITS	5,834	19,745	13,911
PLUM CREEK MONITORING-TRAVEL	1,736	2,000	264
PLUM CREEK MONITORING-A&G	4,753	16,088	11,335
PLUM CREEK MONITORING-NON GEN	14,404	48,753	34,348
PLUM CREEK MONITORING-PROF FEE		15,000	15,000
PLUM CREEK MONITORING-OTHER	162,583	259,800	97,217
Total	**189,311**	**361,386**	**172,075**
EXELON WATER PROJECT-STAFF	18,528	1,071	(17,458)
EXELON WATER PROJECT-BENEFITS	8,372	434	(7,939)
EXELON WATER PROJECT-A&G	6,822	353	(6,469)
EXELON WATER PROJECT-NONGEN	2,144		(2,144)
Total	**35,867**	**1,857**	**(34,009)**
TRI-COMMUNITY WSC- BENEFITS	6,789	3,084	(3,706)
TRI-COMMUNITY WSC- A&G	5,532	2,513	(3,019)
TRI-COMMUNITY WSC- NON-GEN EMP	16,763	7,614	(9,150)
Total	**29,084**	**13,210**	**(15,874)**
WIMBERLEY WATER- STAFF	7,463		(7,463)
WIMBERLEY WATER- BENEFITS	8,019	1,233	(6,786)
WIMBERLEY WATER- A&G	6,534	1,005	(5,529)

GUADALUPE-BLANCO RIVER AUTHORITY
CONSOLIDATED - WORKPLAN AND BUDGET
FISCAL YEAR ENDING AUGUST 31, 2013

	FY 2012 BUDGET	FY 2013 BUDGET	FY 2012-2013 DIFFERENCE
WIMBERLEY WATER- NON-GEN EMPL	12,337	3,045	(9,291)
Total	**34,353**	**5,284**	**(29,069)**
WATER CO ACQUISITIONS-ENG		30,000	30,000
WATER CO ACQUISITIONS-BENEFITS	6,208	5,886	(323)
WATER CO ACQUISITIONS-TRAVEL		500	500
WATER CO ACQUISITIONS-A&G	5,059	4,796	(263)
WATER CO ACQUISITIONS-NON GEN	15,329	14,533	(797)
Total	**26,596**	**55,714**	**29,118**
PADDLING TRAILS-BENEFITS	4,605	2,506	(2,099)
PADDLING TRAILS-A&G	3,752	2,042	(1,710)
PADDLING TRAILS- NON-GEN	11,370	6,187	(5,182)
PADDLING TRAILS-MAT'L		10,000	10,000
Total	**19,726**	**20,735**	**1,009**
INDUSTRIAL DEV PROJECT-ENG	32,500		(32,500)
INDUSTRIAL DEV PROJECT-LEGAL	37,500		(37,500)
INDUSTRIAL DEV PROJECT-BENEFIT	3,156		(3,156)
INDUSTRIAL DEV PROJECT-A&G	2,571		(2,571)
INDUSTRIAL DEV PROJECT-NON-GEN	7,792		(7,792)
INDUSTRIAL DEV PROJECT-MAT'L		30,000	30,000
Total	**83,520**	**30,000**	**(53,520)**
CALHOUN CNTY SUPPLY STUDY-BENE	1,459	1,480	21
CALHOUN CNTY SUPPLY STUDY-A&G	1,188	1,206	18
CALHOUN CNTY SUPPLY STUDY-NONG	3,601	3,655	53
Total	**6,249**	**6,341**	**92**
MID-BASIN PROJECT-STA	26,451	37,877	11,425
MID-BASIN PROJECT-ENG	25,000	1,504,000	1,479,000
MID-BASIN PROJECT-BENEFITS	13,684	42,791	29,108
MID-BASIN PROJECT-TRAVEL		5,000	5,000
MID-BASIN PROJECT-A&G	11,150	34,867	23,718
MID-BASIN PROJECT-NON-GEN EMPL	7,336	67,781	60,446
MID-BASIN PROJECT-PROF FEE		5,000	5,000
MID-BASIN PROJECT-SERVICE	1,000		(1,000)

GUADALUPE-BLANCO RIVER AUTHORITY
CONSOLIDATED - WORKPLAN AND BUDGET
FISCAL YEAR ENDING AUGUST 31, 2013

	FY 2012 BUDGET	FY 2013 BUDGET	FY 2012-2013 DIFFERENCE
MID-BASIN PROJECT-OTHER	10,000	5,000	(5,000)
Total	**94,620**	**1,702,316**	**1,607,696**
PERMIT AMEND APPL WOMACK-BENEF	1,276	2,220	944
PERMIT AMEND APPL WOMACK-A&G	1,040	1,809	769
PERMIT AMEND APPL WOMACK-NON G	3,151	5,482	2,331
Total	**5,467**	**9,511**	**4,044**
S.B.1 PHASE 4-STAFF	17,481		(17,481)
S.B.1 PHASE 4-ENG	14,000	14,000	
S.B.1 PHASE 4-BENEFITS	7,080		(7,080)
S.B.1 PHASE 4-TRAVEL	2,000	2,000	
S.B.1 PHASE 4-A&G	5,769		(5,769)
Total	**46,330**	**16,000**	**(30,330)**
GERONIMO CREEK WPP-STAFF	803	2,852	2,050
GERONIMO CREEK WPP-ENG	186,202		(186,202)
GERONIMO CREEK WPP-BENEFITS	9,178	7,256	(1,922)
GERONIMO CREEK WPP-TRAVEL	250	500	250
GERONIMO CREEK WPP-A&G	7,479	5,912	(1,566)
GERONIMO CREEK WPP-NON GEN EMP	21,860	15,064	(6,796)
GERONIMO CREEK WPP-PROF FEE		176,766	176,766
GERONIMO CREEK WPP-MISC	46,802	65,155	18,353
Total	**272,573**	**273,506**	**932**
KENDALL CO FEASIBILITY-TRAVEL	1,000		(1,000)
Total	**1,000**		**(1,000)**
TCEQ EMERG ACTION PLAN-PROF FE	50,000	80,000	30,000
Total	**50,000**	**80,000**	**30,000**
BUD W/O-LAKE MGMT	(24,759)		24,759
BUD W/O-SIMSBORO	(18,310)		18,310
BUD W/O-GORGE	(68,715)		68,715
BUD W/O-MID-BASIN PROJECT	(15,770)		15,770

GUADALUPE-BLANCO RIVER AUTHORITY
CONSOLIDATED - WORKPLAN AND BUDGET
FISCAL YEAR ENDING AUGUST 31, 2013

	FY 2012 BUDGET	FY 2013 BUDGET	FY 2012-2013 DIFFERENCE
BUD W/O-GERONIMO CREEK	(204,426)		204,426
BUD W/O-INDUSTRIAL DEVEL PROJ	(62,640)		62,640
BUD W/O-SB3 ENVIRONMENTAL FLOW	(34,740)		34,740
BUD W/O-ARANSAS PROJ LITIGATIO	(1,630,554)		1,630,554
BUD W/O-319 RIVER NETWORK	(43,968)		43,968
BUD W/O-PLUM CREEK MONITORING	(141,984)		141,984
BUD W/O-EEA HABITAT	(160,425)		160,425
Total	**(2,406,291)**		**2,406,291**
TOTAL PROJECT DEVELOPMENT	**2,100,694**	**7,447,431**	**5,346,737**

GUADALUPE-BLANCO RIVER AUTHORITY
CONSOLIDATED - WORKPLAN AND BUDGET
FISCAL YEAR ENDING AUGUST 31, 2013

	FY 2012 BUDGET	FY 2013 BUDGET	FY 2012-2013 DIFFERENCE
WIP - OPERATING			
CLEARWELL #1 REHAB-SERVICE	2,400	2,400	
Total	**2,400**	**2,400**	
H5 LOT RESTORATION-SUPERV	1,464		(1,464)
H5 LOT RESTORATION-BENEFITS	593		(593)
H5 LOT RESTORATION-TRAVEL		200	200
H5 LOT RESTORATION-A&G	483		(483)
H5 LOT RESTORATION-MAT'L		15,000	15,000
Total	**2,540**	**15,200**	**12,660**
RAW STAT. STRM SHELTER-SERVICE	70,000		(70,000)
RAW STAT.STRM SHELTER-MATERIAL	10,000		(10,000)
Total	**80,000**		**(80,000)**
REPLACE SCADA RTU-SUPERV	900		(900)
REPLACE SCADA RTU-LABOR	10,736		(10,736)
REPLACE SCADA RTU-BENEFITS	4,713		(4,713)
REPLACE SCADA RTU-SERVICE	25,000		(25,000)
REPLACE SCADA RTU-A&G	3,840		(3,840)
REPLACE SCADA RTU-MATL	20,000		(20,000)
Total	**65,189**		**(65,189)**
DUNLAP REGIONAL WW LS-STAFF	56,113		(56,113)
DUNLAP REGIONAL WW LS-BENEFITS	22,726		(22,726)
DUNLAP REGIONAL WW LS-TRAVEL	5,000		(5,000)
DUNLAP REGIONAL WW LS-SERVICE	5,000		(5,000)
DUNLAP REGIONAL WW LS-A&G	18,517		(18,517)
DUNLAP REGIONAL WW LS-LEGAL	10,000		(10,000)
DUNLAP REGIONAL WW LS-PROF FEE	95,000		(95,000)
DUNLAP REGIONAL WW LS-CONST	950,000		(950,000)
DUNLAP REGIONAL WW LS-MAT'L	5,000		(5,000)
DUNLAP REGIONAL WW LS-MISC/WO	5,000		(5,000)

GUADALUPE-BLANCO RIVER AUTHORITY
CONSOLIDATED - WORKPLAN AND BUDGET
FISCAL YEAR ENDING AUGUST 31, 2013

	FY 2012 BUDGET	FY 2013 BUDGET	FY 2012-2013 DIFFERENCE
Total	**1,172,356**		**(1,172,356)**
MIDTEX COLLECTION SYST-TRAVEL	700		(700)
MIDTEX COLLECTION SYST-MAT'L	95,201		(95,201)
MIDTEX COLLECTION SYST-MISC/WO	3,000		(3,000)
Total	**98,901**		**(98,901)**
LEGEND POND DEV-PROF FEE	5,000		(5,000)
Total	**5,000**		**(5,000)**
WHITE WING SUBD WW-TRAVEL	500		(500)
WHITE WING SUBD WW-SERVICE	500		(500)
WHITE WING SUBD WW-PROF FEE	2,000		(2,000)
WHITE WING SUBD WW-CONST	5,000		(5,000)
WHITE WING SUBD WW-MAT'L	500		(500)
WHITE WING SUBD WW-MISC/W.OFF	1,000		(1,000)
Total	**9,500**		**(9,500)**
UPGD ELECTRICAL TO SITES-LABOR		5,150	5,150
UPGD ELECTRICAL TO SITES-BENEF		2,086	2,086
UPGD ELECTRICAL TO SITES-A&G		1,700	1,700
OCEAN DRIVE UPGRADE-MATERIALS		17,500	17,500
Total		**26,435**	**26,435**
SIPHON GATE IMPROVMTS-SERVICE	6,000	6,000	
Total	**6,000**	**6,000**	
MOTOR CNTRL CNTR AT PS-SERVICE	85,000		(85,000)
Total	**85,000**		**(85,000)**
CONTROL RM STRM SHUTTERS-SERVI	17,400		(17,400)

GUADALUPE-BLANCO RIVER AUTHORITY
CONSOLIDATED - WORKPLAN AND BUDGET
FISCAL YEAR ENDING AUGUST 31, 2013

	FY 2012 BUDGET	FY 2013 BUDGET	FY 2012-2013 DIFFERENCE
Total	**17,400**		**(17,400)**
NEW ALUM TANK-SERVICE	18,000		(18,000)
Total	**18,000**		**(18,000)**
CANYON LAKE OFFICE RELOC-SERVI	180,000	208,000	28,000
McQUEENEY SPILL STRU RPRS-PRO	5,000	10,000	5,000
McQUEENEY SPILL STRU RPRS-MATL	10,000	25,000	15,000
McQUEENEY SPILL STRU RPRS-MISC	5,000	7,000	2,000
Total	**200,000**	**250,000**	**50,000**
REPLACE AERATOR-SERVICE	25,000	25,000	
Total	**25,000**	**25,000**	
UPGRADE SUSP BRDG CBL SYS-SERV		40,000	40,000
Total		**40,000**	**40,000**
CAMPGROUND EXPANSION-SERVICE	20,000		(20,000)
CAMPGROUND EXPANSION-MAT'L	26,000		(26,000)
Total	**46,000**		**(46,000)**
SCADA-UPGRADE/STANDARD-SERVICE		25,000	25,000
SCADA-UPGRADE/STANDARD- MAT'L		40,000	40,000
Total		**65,000**	**65,000**
REPLACE WTR ELEC PANLS-SERVICE		12,000	12,000
REHAB RELIFT ROOF		8,400	8,400
Total		**20,400**	**20,400**
REHAB POLE BARN		12,000	12,000

GUADALUPE-BLANCO RIVER AUTHORITY
CONSOLIDATED - WORKPLAN AND BUDGET
FISCAL YEAR ENDING AUGUST 31, 2013

	FY 2012 BUDGET	FY 2013 BUDGET	FY 2012-2013 DIFFERENCE
Total		**12,000**	**12,000**
D.L.S. ERROSION REPAIRS-SERVIC	50,000	50,000	
D.L.S. ERROSION REPAIRS-PROF F	5,000	15,000	10,000
D.L.S. ERROSION REPAIRS-MAT'L	30,000	30,000	
D.L.S. ERROSION REPAIRS-MISC	2,000	2,000	
Total	**87,000**	**97,000**	**10,000**
SPILLGATE STRUCT'L RPRS-SERVIC	77,500		(77,500)
SPILLGATE STRUCT'L RPRS-PROF F	2,500		(2,500)
SPILLGATE STRUCT'L RPRS-MAT'L	4,000		(4,000)
SPILLGATE STRUCT'L RPRS-MISC	2,500		(2,500)
Total	**86,500**		**(86,500)**
TOTAL WIP - OPERATING	**2,006,786**	**559,435**	**(1,447,351)**

GUADALUPE-BLANCO RIVER AUTHORITY
CONSOLIDATED - WORKPLAN AND BUDGET
FISCAL YEAR ENDING AUGUST 31, 2013

	FY 2012 BUDGET	FY 2013 BUDGET	FY 2012-2013 DIFFERENCE
WIP - CONSTRUCTION			
DUNLAP REG WW LS CONST-STAFF		5,325	5,325
DUNLAP REG WW LS CONST-BENEFIT		2,156	2,156
DUNLAP REG WW LS CONST-A&G		1,757	1,757
Total		**9,238**	**9,238**
REGIONAL RAW WTR DS-STAFF	2,834		(2,834)
REGIONAL RAW WTR DS-BENEFITS	1,148		(1,148)
REGIONAL RAW WTR DS-A&G	935		(935)
Total	**4,917**		**(4,917)**
RIVER BEND PUMP STATION-STAFF		6,180	6,180
RIVER BEND PUMP STATION-BENEFI		2,503	2,503
RIVER BEND PUMP STATION-TRAVEL	5,000	1,000	(4,000)
RIVER BEND PUMP STATION-SERVIC	1,000		(1,000)
RIVER BEND PUMP STATION-A&G		2,039	2,039
RIVER BEND PUMP STATION-LEGAL	2,500		(2,500)
RIVER BEND PUMP STATION-PRO FE	60,000	25,000	(35,000)
RIVER BEND PUMP STATION-CONST	500,000	694,000	194,000
RIVER BEND PUMP STATION-MAT'L	2,500	1,000	(1,500)
RIVER BEND PUMP STATION-MISC	5,000	2,000	(3,000)
Total	**576,000**	**733,722**	**157,722**
TOTAL WIP - CONSTRUCTION	**580,917**	**742,960**	**162,043**

GENERAL DIVISION
WORK PLAN AND BUDGET

Fiscal Year Ending August 31, 2013

General Division

The General Division office, located in Seguin, is home to the departments listed below. These departments furnish administrative, technical and support services to GBRA operating divisions under the direction of the General Manager. General Division revenues are derived from investments in eligible securities, and administrative and general charges to operating divisions.

Accounting and Finance is responsible for the preparation of GBRA's annual budget and five-year financial plan, financial reserves and debt service, investments, capital assets, procurement and risk management. It also provides accounts payable, receivable and payroll functions, human resource services, information technology support for all GBRA divisions, and coordinates GBRA's Industrial Development Corporation which provides low-interest loans to outside entities.

Engineering conducts hydrology and flow monitoring studies; assists with water and wastewater plant design services and process evaluation, monitors basin rainfall conditions including surface run-off for streams, rivers, lakes, and groundwater in the Guadalupe River Basin; coordinates with the National Weather Service River Forecast Center in Fort Worth; and provides assistance to emergency management coordinators and local officials during severe weather events.

Project Development coordinates project planning including contracts for services, permits, rights of way and special projects, and maintains contact with interested parties for water and wastewater projects; work with homeowner and land associations to enhance current lake management and flood response programs, and communicate these procedures to new residents and governmental entities. Project Engineering provides management oversight for the design, review and inspection services for GBRA facilities construction and installation.

Public Communications and Education develops and implements communications strategies to ensure that GBRA's mission, projects, services and initiatives are explained clearly and consistently. The goal is to foster a productive, mutually beneficial relationship between GBRA and the residents, businesses and schools in the Guadalupe River Basin, provide useful information through publications, news releases, and educational programs, and encourage public involvement in the river authority's decision-making process.

Business Development and Resource Management creates partnerships to support community and economic development; encourages stewardship of water resources and environmental protection; and builds relationships with community leaders to promote awareness of GBRA services, expand existing business activities and develop new opportunities.

Guadalupe-Blanco River Authority
General Division Organizational Chart

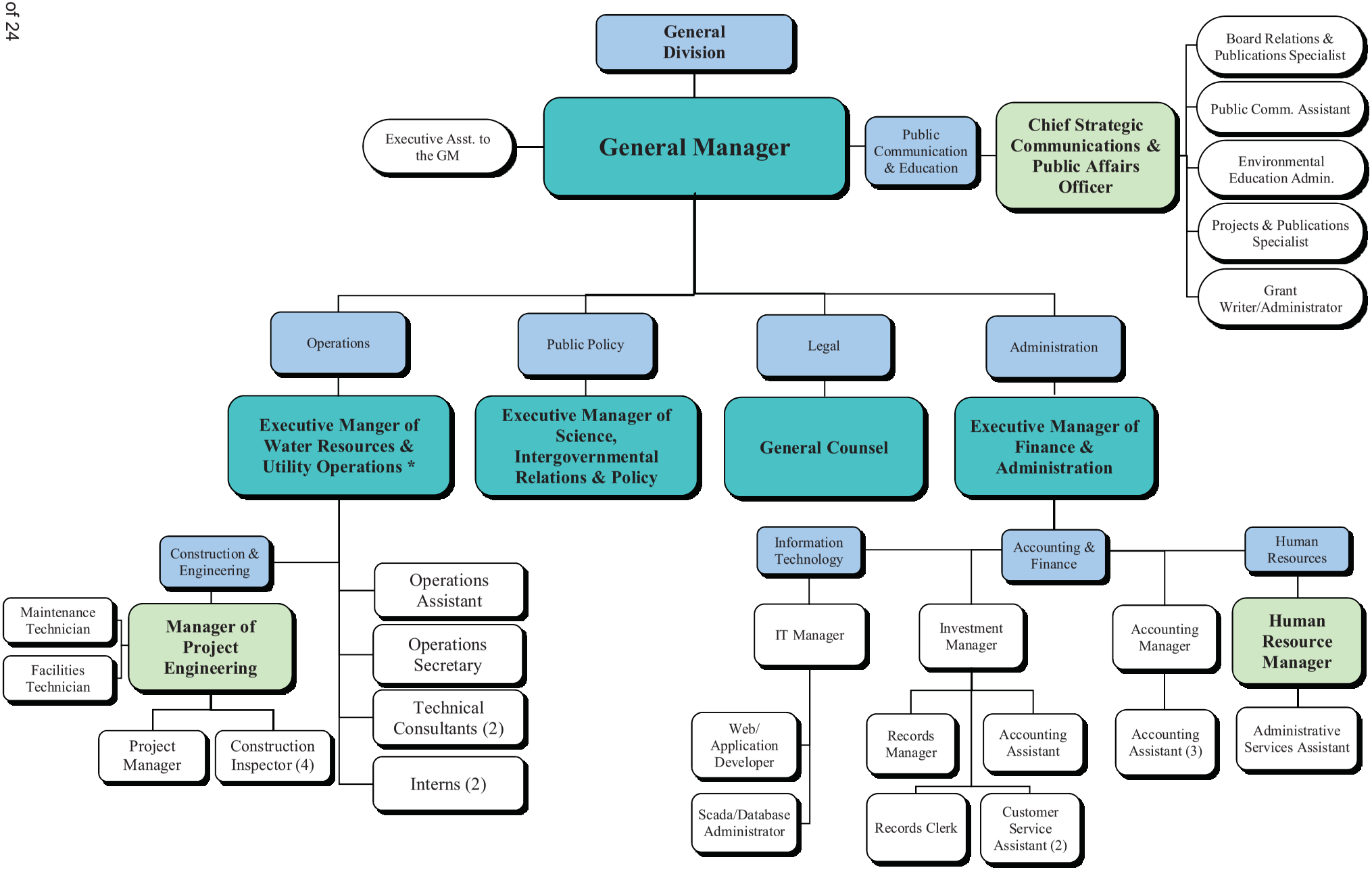

* GBRA employee from another Division

Staffing Summary

General	# of Authorized Positions (FTE)		
	2011	2012	2013
General Manager	1	1	1
Executive Manager of Finance & Administration	1	1	1
Executive Manager of Science, Intergov't Relations & Policy	1	1	1
General Counsel	1	1	1
Manager of Project Engineering	1	1	1
Chief Strategic Communications & Public Affairs Officer	1	1	1
Technical Consultant	2	2	2
SA Bay Foundation Director	1	---	---
Executive Director of Guadalupe Blanco River Trust	1	---	---
Human Resources Manager	1	1	1
Accounting Manager	1	1	1
Executive Assistant to the General Manager	1	1	1
Investment Manager	1	1	1
IT Manager	1	1	1
Project Manager	1	1	1
Web/Application Developer	1	1	1
Scada/Database Administrator	1	1	1
Environmental Education Administrator	1	1	1
Board Relations & Publications Specialist	1	1	1
Facilities Technician	1	1	1
Operations Assistant	1	1	1
Projects & Publications Specialist	1	1	1
Accounting Assistant	4	4	4
Administrative Services Assistant	1	1	1
Construction Inspector	4	4	4
Records Manager	1	1	1
Maintenance Technician	1	1	1
Customer Service Assistant	2	2	2
Operations Secretary	1	1	1
Public Communications Assistant	1	1	1
Records Clerk	1	1	1
Intern	2	2	2
Grant Writer/Administrator	---	---	1
Total	**41**	**39**	**40**

Changes from FY 2011 to FY 2012
1-Executive Director of GBR Trust position was moved from General to Water Sales.
1-SA Bay Foundation Director position was moved from General to Water Sales.

Changes from FY 2012 to FY 2013
1-Grant Writer/Administrator position was added.
* Exec Mgr of Intergov't Relations & Policy changed to Exec Mgr of Science, Intergov't Relations & Policy
* Mgr of Communication & Education position changed to Chief Strategic Communication & Public Affairs Officer
* Accountant position changed to Accounting Manager.
* Accountant position changed to Investment Manager.
* Network Administrator position changed to IT Manager.

Budget Summary

Division: **General**

Description

The General Division provides administrative, technical, and support services to GBRA's operating divisions in a variety of areas including accounting and finance, customer and public communications, records management, engineering, construction supervision, human resources, governing board matters and information technology. General Division revenues are derived from investments in eligible securities as well as administrative and general (A&G) charges to operating divisions. These A&G charges recover the administrative expenses, which the General Division incurs on behalf of each operating division.

Objectives

The following objectives are the division's operating plan in working toward the goals and objectives as outlined in the mission statement.

WATER RESOURCE MANAGEMENT GOAL

Finance & Administration

To … maintain accurate and reliable accounting records with five or fewer year-end audit adjustments, thereby providing the necessary foundation for sound financial decisions throughout the year.

To … collaborate with each division emphasizing employee growth and development.

Community & Economic Development

To … solicit constituent input for developing and implementing basin-wide water related initiatives and presence in each of the counties in the basin.

Engineering

To … periodically conduct an upper and a lower basin workshop with Emergency Management Coordinators and Flood Plain Administrators throughout the Guadalupe Basin.

Project Development

To ... assist in facilitating the planning and customer support for the development of additional water sources for the basin and to develop short and long term alternatives to provide treated water supplies to the SH 130 area, including Hays and Caldwell Counties.

To ... continue to develop regional wastewater treatment facilities for the Bulverde area of Comal County.

To … continue to develop retail water and wastewater service operations for the planned development of Johnson Ranch and other development interests.

To … explore long-term regional wastewater treatment programs with in-district customers.

To … develop retail water and wastewater services through the application and approvals of certificates of convenience and necessity.

To ... explore short and long-term regional water supply programs through participation with the TWDB, South Texas Water Alliance and other area and regional interests.

To ... educate the public on water supply, recreation, water quality and other related issues by conducting annual customer briefings.

To ... maintain active files of water conservation plans for each city above 5,000 populations in the District and to assist other entities in the development of drought contingency plans.

To … investigate the development of groundwater sources and the purchase of surface water rights to improve the reliability, delivery, and supply of water in the District.

Public Communication and Education

To … support communication outreach regarding the continuation of environmental studies in the lower Guadalupe watershed and other efforts to promote regional water planning policies and projects.

To … assist other GBRA divisions with education and public communication for new water supply projects.

To … provide enhancements to the GBRA website, including an education section for teachers and students.

To … provide basin school districts with environmental information and project assistance.

Water Policy

To … design policies and prepare the necessary legislation to implement the Mid-Basin Water Supply Project in coordination with our partners.

WATER QUALITY GOAL

Finance & Administration

To … print monthly public awareness messages on each of GBRA's billings to water and wastewater retail and wholesale customers promoting the understanding of water quality issues.

Engineering

To … assist with the Clean Rivers Program activities to include GIS mapping, flow measurements, and working on special projects.

Project Development

To ... work with all entities to reduce nutrients entering the Guadalupe River.

To … conduct regional water and wastewater studies and to develop partnerships for resource protection. To continue efforts for watershed protection planning and implementation.

To … operate existing wastewater treatment facilities and to solicit service agreements and development agreements necessary to develop, permit and construct expanded facilities for wastewater service throughout the basin, with specific concentration on the Bulverde area and SH 130 area, including Hays and Caldwell Counties.

Public Communication and Education

To … produce communications that emphasize GBRA's role in basin-wide water quality testing and management, including how to prevent water pollution and protect water quality.

To ... add content to the GBRA website that highlights GBRA water treatment and wastewater treatment facilities and their role in protecting water quality.

To … continue to assist with production of Consumer Confidence Reports (CCR's).

To … have GBRA's Communications and Education Department with the Clean Rivers Program, provide tours of GBRA facilities, and create materials for teachers that promote appreciation and awareness of water quality issues.

To … update and enhance displays and water shed models that promote awareness of GBRA and water-related issues.

Water Policy

To … design policies and prepare any required legislation to assist in maintaining the Guadalupe River as one of the most pristine rivers in Texas.

PUBLIC SERVICES GOAL

Finance & Administration

To … update telephone public service messages to provide current information to customers.

To … stay abreast of the current laws to maintain compliance with the Public Information Act.

Community & Economic Development

To … implement a program that encourages all of GBRA's employees to be active in their respective communities. This program may include a means of recognizing employees for their contributions to their communities as well as economic development, tourism programs and to provide regular contact with elected officials, Chambers of Commerce and Economic Development organizations and local utilities to promote GBRA activities and assistance

Engineering

To … cooperate with the National Weather Service and other agencies in hosting public meetings or forums after major flood events to further public education and flood awareness.

Project Development

To … continue to conduct lake management meetings, to address issues impacting area lakes.

To ... update flood preparedness plans, and to continue to educate the public on flood-related issues along the hydroelectric lakes.

To … conduct workshops for area recreation "outfitters", chambers of commerce, business interests, and local officials on the operation of Canyon Reservoir and recreation use.

To … distribute a Technical Assistance Video and Prospectus to develop new water and wastewater services and projects and to expand public awareness of GBRA's technical expertise.

Public Communication and Education

To … continue to provide publicity and staff support for public service projects, meetings and forums, including an annual workshop for area recreation constituents.

To … produce news releases, literature, handouts and other materials that will help the public better understand water and environmental issues.

To … continue the telephone public service message project by regularly updating GBRA scripts for callers 'on hold'.

Water Policy

To … develop GBRA policies with the input of our customers.

ECONOMIC DEVELOPMENT GOAL

Finance & Administration
To … educate all GBRA divisions on the use of Historically Underutilized Businesses (HUBs) and purchases through the Texas Procurement and Support Services Program.

Community & Economic Development
To ... implement the GBRA economic development program as approved by the GBRA Board of Directors.

To … develop relationships with each community's economic development and tourism leaders, as well as elected officials, chambers of commerce, utilities, and community leaders and to offer GBRA assistance.

To … assist communities with corporate recruitment and retention.

Engineering
To … participate in the development of GIS systems to avoid duplication of effort on GBRA's GIS system.

Project Development
To … develop cooperative agreements with local governmental entities for cost sharing of joint projects for local water and wastewater facilities.

Public Communication and Education
To … assist Economic Development and other departments with publicity and public communications regarding community programs, projects and GBRA's contributions in those areas.

To … support the Canyon Gorge project by assisting with docent training and providing tours for members of the education and higher education communities.

To … assist with updating Power Point presentations on each GBRA division for local service club programs and development of new business opportunities for GBRA.

Water Policy
To … assist other departments to meet economic development goals as needed.

TECHNICAL ASSISTANCE AND SUPPORT GOAL

Finance & Administration
To … participate in at least two personal development training courses.

To … annually review & update the disaster recovery plan for the data processing system.

To … enhance the level of knowledge, development and expertise of the employees by providing a formalized training program.

Community & Economic Development
To … maintain updated profiles for each community by taking inventory of each community's assets, thus providing core information for corporate recruitment.

Engineering
To … continue to provide interpretation of flood plain hydrology and other technical support for flood plain administrators within the District, as needed, to ensure local communities have the means to administer an effective flood plain management program.

To … attend at least one professional and/or technical training program per year by each employee as needed to maintain professional/technical certification and/or to obtain professional goals and proficiency.

Project Development
To … develop the GBRA-U program for coordination of training for use by GBRA and local utilities for water and utility safety training, regulatory updates, and technical education.

Public Communication and Education
To … continue updating the public communication portion of the GBRA database, update the training manual and provide training and current information on all contacts, thus eliminating the need for the maintenance of separate mailing lists.

To … continue enhancement of the GBRA website by working with the Web Master to update existing content and to continue to develop new materials such as educational flash animation and video clips.

To … acquire in coordination with the Chief Engineer and Information Technology staff, the appropriate software for introductory and intermediate level Geographic Information System production.

Water Policy
To … assist other departments to meet technical assistance and support goals as needed.

COMMUNICATION AND EDUCATION

Finance & Administration

To … continue to prepare an annual budget program meeting the high standards of the Government Finance Officers Association that accurately conveys GBRA's short and long-term role in major water related issues.

To ... utilize the comment section of employee payroll checks to educate employees on GBRA programs and resources.

To … expand the accounting program accessibility, including the records management system, throughout the organization.

To … foster a positive and supportive working environment by being responsive and sensitive to the individual needs of employees.

To … be a liaison with benefit insurers and communicate benefits to employees.

Engineering

To … develop additional water resources poster to use with existing educational programs.

Project Development

To … cultivate a positive image of GBRA by participation in community, public, and association activities and by serving as a reference for programs and provide research assistance.

To ... develop a water education program for students throughout the district to learn more about water-related issues, specifically as they relate to GBRA operations and careers.

To ... develop a GBRA speaker's bureau to inform the public of GBRA projects, services, and water-related issues.

Public Communication and Education

To … help foster a positive public image of GBRA, including producing literature and materials to increase public awareness of mission and programs.

To … take GBRA to civic and community leaders, and participate in public cooperative projects such as Earth Day activities and other events.

To … work with Basin schools by providing water-related programs and lessons, update GBRA's elementary and secondary water-related curricula as needed, and continue to provide teacher training and workshops.

To … begin development of plans for an Upper Basin Learning Center to exemplify appreciation and understanding of cultural resources and water resource stewardship.

To … acquire the appropriate Geographic Information System software, and in coordination with the Chief Engineer, begin assisting GBRA divisions by producing basic GIS maps.

Water Policy

To … communicate GBRA policies throughout the District.

Budget Summary

REVENUES - General

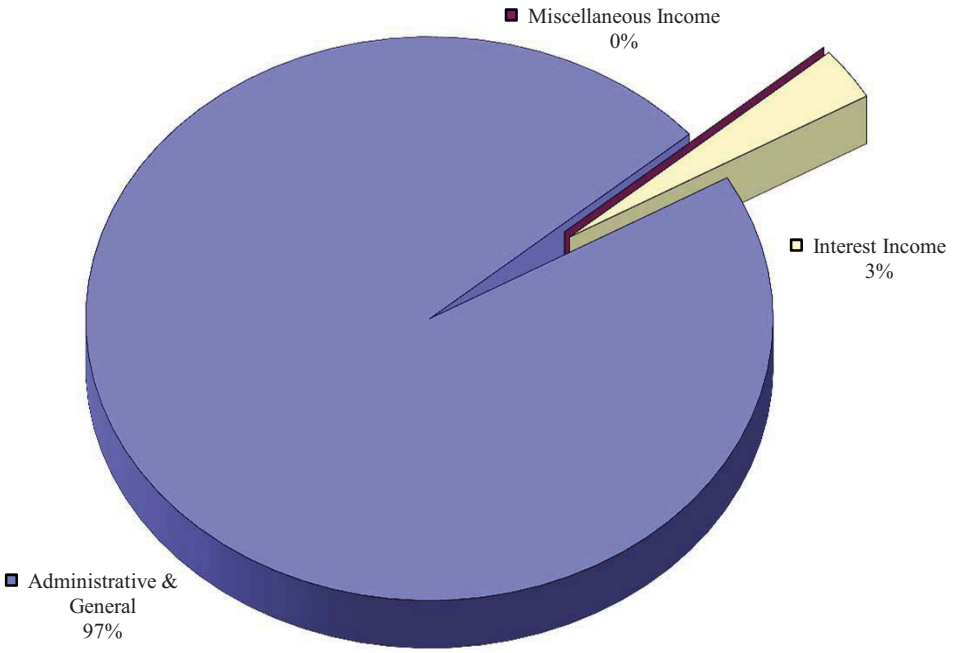

Revenues	FY 2011 Actual	FY 2012 Budget	FY 2013 Budget
Pollution & Industrial Financing			
Power Sales			
Water Sales & Lake Operations			
Recreation & Land Use			
Wastewater Services			
Laboratory Services			
Rentals			
Administrative & General	2,399,623	2,569,138	2,597,788
Miscellaneous Income	76		
Total Operating Revenue	**2,399,699**	**2,569,138**	**2,597,788**
Interest Income	107,582	123,960	81,060
Grand Total Revenues	**2,507,281**	**2,693,098**	**2,678,848**

Budget Summary

EXPENSES - General

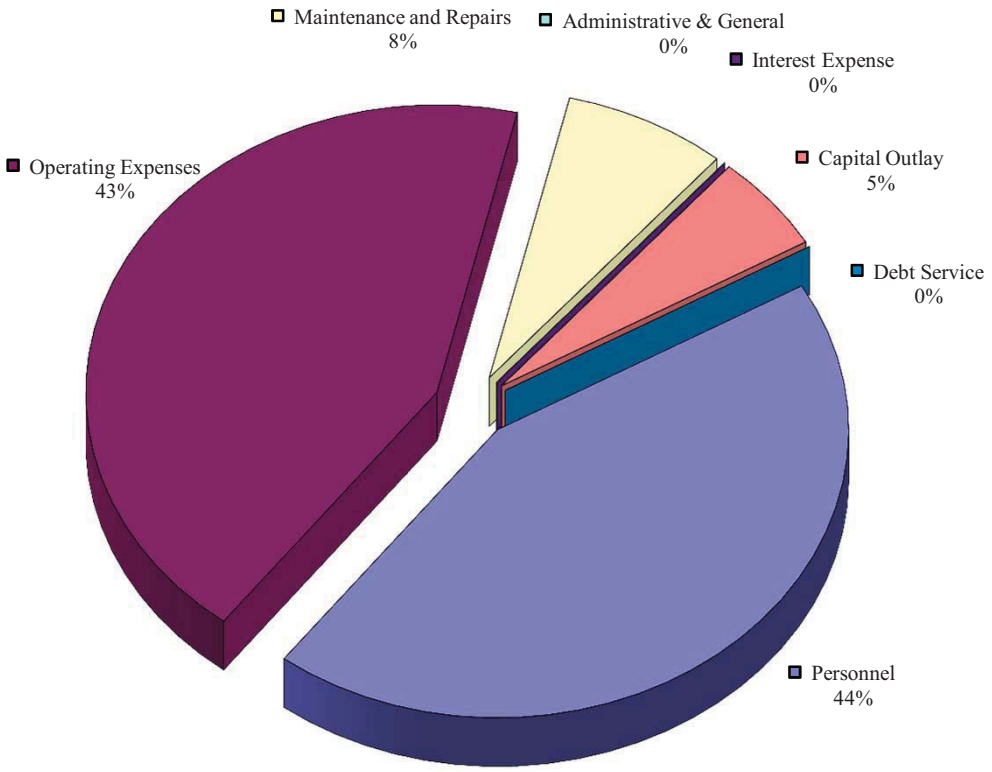

Expenses	FY 2011 Actual	FY 2012 Budget	FY 2013 Budget
Personnel	850,252	1,087,144	1,176,073
Operating Expenses	995,955	1,192,194	1,164,816
Maintenance and Repairs	120,613	214,215	202,841
Administrative & General			
Total Operating Expenses	**1,966,819**	**2,493,553**	**2,543,730**
Interest Expense			
Capital Outlay	84,590	100,000	146,500
Debt Service			
Grand Total Expenses	**2,051,409**	**2,593,553**	**2,690,230**

(This page was intentionally left blank)

General Division
Operating Plan for Fiscal Year Ending 8/31/13

BACKGROUND

The General Division of GBRA provides administrative, technical, and support services to each of GBRA's operating divisions. Within this broad effort, the Division provides such services as accounting, finance, cash management, risk management, engineering, construction supervision, hydrology, project planning, permit acquisition, land acquisition, public communication, and public education.

The General Division employs approximately 29 employees who work within GBRA's Seguin business office. These employees work under the supervision of the General Manager.

REVENUE SOURCES AND TRENDS

The General Division receives approximately 97% of its revenue from administrative charges to GBRA's operating divisions. These charges represent a reimbursement of costs the General Division incurs in providing the support services discussed above. Most of the remainder of the Division's revenue is from interest on investments in the amount of $81,060.

The total revenue budgeted for the General Division in FY 2013 is approximately 1% less than the previous year due to a reduction in interest income as a result of continued low interest rates on investments.

CAPITAL ADDITIONS AND OPERATING EXPENDITURES

The work plan for FY 2013 includes a projected 2% increase in total budgeted operating and maintenance expenditures. The largest single cost component of the Division budget is personnel costs at $1,149,224. This cost represents nearly 45% of the division's total operating budget. Other significant expenditures in FY 2013 are for power and utilities at $103,500, professional fees at $366,695 and computer supplies, services and software costs at $137,350.

FUND BALANCE

Funds for the above operating expenditures will be received from the administrative charges that the General Division bills to GBRA's operating divisions, construction projects and development projects.

In summary, GBRA anticipates that revenue less the operating and capital expenditures that are shown in the following pages will result in the Division's fund balance decreasing by $11,382. However, some of GBRA's operating divisions will require some financial assistance in the form of interfund loans from the General Division in the amount of $369,200 while other divisions will repay $388,000 of interfund loans received in prior years. Therefore, the availability of funding within the General Division should increase by a net amount of $7,418. Consistent with GBRA's five year financial plan, this added General Division funding helps GBRA better manage financial contingencies as they occur and to assist the start up of new services for GBRA's constituents.

GUADALUPE-BLANCO RIVER AUTHORITY
WORKPLAN AND BUDGET
FISCAL YEAR ENDING AUGUST 31, 2013

010 - GENERAL

	FY 2012 BUDGET	FY 2013 BUDGET	FY 2012-2013 DIFFERENCE
OPERATING REVENUES			
ADMIN & GEN INCOME:			
A & G - OPERATIONS	2,339,886	2,412,373	72,487
A & G - CONSTRUCTION	935	3,796	2,861
A & G - PROJECT DEVELOP.	228,317	181,618	(46,698)
Total ADMIN & GEN INCOME	**2,569,138**	**2,597,788**	**28,650**
TOTAL OPERATING REVENUES	**2,569,138**	**2,597,788**	**28,650**
OPERATING EXPENSES			
SUPERVISION	447,194	512,049	64,856
LABOR	256,253	249,023	(7,229)
Total OPERATING SALARIES & WAGES	**703,446**	**761,073**	**57,626**
DIRECTOR'S FEES & EXPENSES:			
DIRECTORS' FEES	30,000	28,000	(2,000)
DIRECTORS' EXPENSES	25,000	23,000	(2,000)
DIR. FEES-LEGISLATIVE ADV	100	2,000	1,900
DIR. EXPS-LEGISLATIVE ADV	100	2,000	1,900
DIRECTORS' ADM. EXPS.	16,500	15,000	(1,500)
Total DIRECTOR'S FEES & EXPENSES	**71,700**	**70,000**	**(1,700)**
EMPLOYEE EXPENSES & BENEFITS:			
EMPLOYEES' TRAVEL	23,230	25,650	2,420
EMP. TRVL-LEGISLATIVE ADV	600	1,200	600
EMPLOYEE BENEFITS	306,507	331,271	24,764
Total EMPLOYEE EXPENSES & BENEFITS	**330,337**	**358,121**	**27,784**
OPERATING SUPPLIES & SERVICES:			
AUTO OPERATING EXPENSES	18,700	20,500	1,800
BUILDING RENTAL	186,600	186,600	
PUBLIC INFORMATION	7,500	11,000	3,500
LEGISLATIVE ADVOCACY	20,000		(20,000)
PC-MEDIA EXPENSES	3,000	3,000	
PC-SPECIAL PROJECTS	7,500	7,500	
PC-ANNUAL FINANCIAL REPORT	20,000	20,000	
PC-PROMOTIONAL MATERIAL	5,000	5,000	
PC-GBRA HISTORY PROJECT		250	250

GUADALUPE-BLANCO RIVER AUTHORITY
WORKPLAN AND BUDGET
FISCAL YEAR ENDING AUGUST 31, 2013

010 - GENERAL

	FY 2012 BUDGET	FY 2013 BUDGET	FY 2012-2013 DIFFERENCE
DUES AND MEMBERSHIPS	8,000	9,500	1,500
DUES-LEGISLATIVE ADVOCACY	1,500	1,500	
PUBLICATIONS AND BOOKS	10,000	10,000	
SMALL TOOLS EXPENSE	120	120	
EMPLOYEE RELATIONS	15,000	15,000	
EMP VOLUNTEER PROGRAM	30,000	30,000	
OUTREACH PROGRAM	2,000		(2,000)
UNIFORMS AND LAUNDRY	4,000	4,000	
TRAINING EXPENSES	20,950	20,950	
SAFETY & EMERG. EXPENSES	4,000	4,000	
SECURITY EXPENSE		7,500	7,500
POWER AND UTILITIES	103,500	103,500	
PROFESSIONAL FEES	253,125	247,625	(5,500)
PROF. FEES-LEGIS. ADVOC.	119,070	119,070	
CONTRACT LABOR		2,000	2,000
COMMUNICATIONS	18,000	18,000	
OFFICE SUPPLIES & EXPENSES	32,050	28,950	(3,100)
COMPUTER SUPPLIES & SERVICE	107,870	113,350	5,480
OFFICE SERVICES	13,000	13,000	
KITCHEN & JANITOR SUPPLY	5,800	6,400	600
POSTAL EXPENSES	13,150	13,150	
REPRODUCTION/DUPLICATING	27,500	27,500	
OFFICE DECOR	3,000	3,000	
RECORDS MANAGEMENT	15,300	15,300	
GRAPHICS SUPPLIES	4,000	5,500	1,500
SOFTWARE EXPENSES	34,000	24,000	(10,000)
STORAGE EXPENSE	250	250	
BANK SERVICE FEES	6,500	6,500	
INSURANCE EXPENSE	37,109	37,301	192
MISCELLANEOUS EXPENSES	15,000	14,000	(1,000)
Total OPERATING SUPPLIES & SERVICES	**1,172,094**	**1,154,816**	**(17,278)**
MAINTENANCE & REPAIR			
LABOR	53,361	56,880	3,519
MATERIAL	23,266	25,379	2,113
SERVICES	190,949	177,462	(13,487)
Total MAINTENANCE & REPAIR	**267,576**	**259,721**	**(7,855)**
CREDITS:			
EQUIPMENT USE CREDITS	(51,600)	(60,000)	(8,400)

GUADALUPE-BLANCO RIVER AUTHORITY
WORKPLAN AND BUDGET
FISCAL YEAR ENDING AUGUST 31, 2013

010 - GENERAL

	FY 2012 BUDGET	FY 2013 BUDGET	FY 2012-2013 DIFFERENCE
Total CREDITS	(51,600)	(60,000)	(8,400)
TOTAL OPERATING & MAINTENANCE	2,493,553	2,543,730	50,177
TOTAL OPERATING EXPENSES	2,493,553	2,543,730	50,177
NET OPERATING INCOME	75,585	54,058	(21,527)

GUADALUPE-BLANCO RIVER AUTHORITY
WORKPLAN AND BUDGET
FISCAL YEAR ENDING AUGUST 31, 2013

010 - GENERAL

	FY 2012 BUDGET	FY 2013 BUDGET	FY 2012-2013 DIFFERENCE
OPERATING REVENUES	2,569,138	2,597,788	28,650
OPERATING EXPENSES	(2,493,553)	(2,543,730)	(50,177)
NET OPERATING INCOME	**75,585**	**54,058**	**(21,527)**
NON-OPERATING REVENUES (EXPENSES)			
INTEREST INCOME:			
INT ON OPERATING FUNDS	105,000	69,600	(35,400)
INT ON NOW ACCTS	600	600	
INT ON RESTRICTED FUND	3,360	1,800	(1,560)
INT ON INSURANCE FUND	13,200	7,440	(5,760)
INT ON WORKERS COMP FUND		1,020	1,020
INT-PROP RESERVE	1,800	600	(1,200)
Total INTEREST INCOME	**123,960**	**81,060**	**(42,900)**
TOTAL NON-OPERATING REVENUES (EXPENSES)	**123,960**	**81,060**	**(42,900)**
CHANGE IN NET ASSETS	**199,545**	**135,118**	**(64,427)**
INTERFUND LOANS			
HYDRO GEN LOANS REPAID	175,000	65,000	(110,000)
SPRING HILL CN-LOANS REPD		26,000	26,000
WIMBERLEY WWTP LOANS REPAID	20,004		(20,004)
WATER SUPPLY LOANS REPAID	150,000		(150,000)
L/R- CONST LOAN REPAID		200,000	200,000
CANAL LOANS REPAID		60,000	60,000
SAN MARCOS WTP LOAN REPAID		37,000	37,000
Total INTERFUND LOANS	**345,004**	**388,000**	**42,996**
DEBT CAPITAL			
TOTAL FUNDS AVAILABLE	**544,549**	**523,118**	**(21,431)**
PURCHASES OF FIXED ASSETS			
AUTO & HEAVY EQUIPMENT	34,000	60,000	26,000
OFFICE FURN & EQUIPMENT	56,000	86,500	30,500

GUADALUPE-BLANCO RIVER AUTHORITY
WORKPLAN AND BUDGET
FISCAL YEAR ENDING AUGUST 31, 2013

010 - GENERAL

	FY 2012 BUDGET	FY 2013 BUDGET	FY 2012-2013 DIFFERENCE
MISCELLANEOUS EQUIPMENT	10,000		(10,000)
Total PURCHASES OF FIXED ASSETS	**100,000**	**146,500**	**46,500**
WORK IN PROGRESS			
WIP-OPERATING	17,400		(17,400)
Total WORK IN PROGRESS	**17,400**		**(17,400)**
CHANGE IN RESTRICTED FUNDS	**18,360**		**(18,360)**
INTERFUND LOANS:			
CONSTRUCTION LOANS MADE	302,000	369,200	67,200
COLETO CRK REC LOANS MADE	31,000		(31,000)
Total INTERFUND LOANS	**333,000**	**369,200**	**36,200**
DEBT SERVICE			
TOTAL FUNDS APPLIED	**468,760**	**515,700**	**46,940**
NET CHANGE IN FUND BALANCE	**75,789**	**7,418**	**(68,371)**

GUADALUPE-BLANCO RIVER AUTHORITY
WORKPLAN AND BUDGET
FISCAL YEAR ENDING AUGUST 31, 2013

010 - GENERAL

	FY 2012 BUDGET	FY 2013 BUDGET	FY 2012-2013 DIFFERENCE
SALARIES & WAGES DETAIL			
SUPERVISION:			
SUPERVISION	438,781	463,776	24,995
SUP- SAFETY & TRAINING	3,780	7,988	4,208
SUP- LEGISLATIVE ADVOCACY	687	39,756	39,070
SUP- EMPLOYEE RELATIONS	513	529	16
SUP- GBR TRUST	3,433		(3,433)
Total SUPERVISION	**447,194**	**512,049**	**64,856**
OPERATING LABOR:			
CLERICAL	246,551	239,218	(7,333)
REG- SAFETY & TRAINING	4,441	3,957	(484)
CLR- EMPLOYEE RELATIONS	749	1,177	428
OVT- CLERICAL LABOR	4,511	4,671	159
Total OPERATING LABOR	**256,253**	**249,023**	**(7,229)**
MAINTENANCE & REPAIR			
M&R-LABOR:			
REG/LBR- GENERAL OFFICE	33,872	36,247	2,375
REG/LBR- AIR CONDITIONING	2,814	2,788	(26)
REG/LBR- ELECTRICAL	13,027	13,941	914
REG/LBR- OFFICE EQP,FURN.	1,042	1,115	73
REG/LBR- YARD	2,606	2,788	183
Total M&R-LABOR	**53,361**	**56,880**	**3,519**
Total MAINTENANCE & REPAIR	**53,361**	**56,880**	**3,519**
WORK IN PROGRESS			
PROJECT DEVELOPMENT			
TOTAL SALARIES & WAGES	**756,807**	**817,952**	**61,145**

GUADALUPE-BLANCO RIVER AUTHORITY
WORKPLAN AND BUDGET
FISCAL YEAR ENDING AUGUST 31, 2013

010 - GENERAL

	FY 2012 BUDGET	FY 2013 BUDGET	FY 2012-2013 DIFFERENCE
MAINTENANCE & REPAIR DETAIL			
LABOR:			
REG/LBR- GENERAL OFFICE	33,872	36,247	2,375
REG/LBR- AIR CONDITIONING	2,814	2,788	(26)
REG/LBR- ELECTRICAL	13,027	13,941	914
REG/LBR- OFFICE EQP,FURN.	1,042	1,115	73
REG/LBR- YARD	2,606	2,788	183
Total LABOR	**53,361**	**56,880**	**3,519**
MATERIAL:			
M&R/MAT- GENERAL OFFICE	4,100	4,100	
M&R/MAT- AIR CONDITIONING	4,100	4,900	800
M&R/MAT- ELECTRICAL	3,075	3,900	825
M&R/MAT- OFFICE EQP,FURN.	1,537	1,500	(37)
M&R/MAT- YARD	7,175	7,000	(175)
M&R/MAT- POND	1,230	1,230	
M&R/MAT- SEDANS	512	1,212	700
M&R/MAT- OFFICE PLUMBING	1,025	1,025	
M&R/MAT- OTHER	512	512	
Total MATERIAL	**23,266**	**25,379**	**2,113**
SERVICES:			
M&R/SER- GENERAL OFFICE	50,000	80,000	30,000
M&R/SER- AIR CONDITIONING	9,225	21,000	11,775
M&R/SER- ELECTRICAL	512	1,500	988
M&R/SER- OFFICE EQP,FURN.	5,125	5,125	
M&R/SER- YARD	111,250	50,000	(61,250)
M&R/SER- POND	1,000	1,000	
M&R/SER- SEDANS	5,125	10,125	5,000
M&R/SER- OFFICE PLUMBING	3,587	3,587	
M&R/SER- OTHER	5,125	5,125	
Total SERVICES	**190,949**	**177,462**	**(13,487)**
TOTAL MAINTENANCE & REPAIR	**267,576**	**259,721**	**(7,855)**

GUADALUPE-BLANCO RIVER AUTHORITY
WORKPLAN AND BUDGET
FISCAL YEAR ENDING AUGUST 31, 2013

010 - GENERAL

	FY 2012 BUDGET	FY 2013 BUDGET	FY 2012-2013 DIFFERENCE
WIP - OPERATING			
CONTROL RM STRM SHUTTERS-SERVI	17,400		(17,400)
Total	**17,400**		**(17,400)**
TOTAL WIP - OPERATING	**17,400**		**(17,400)**

GUADALUPE-BLANCO RIVER AUTHORITY
WORKPLAN AND BUDGET
FISCAL YEAR ENDING AUGUST 31, 2012

GENERAL

	FY 2013 BUDGET
AUTO & HEAVY EQUIPMENT	
REPLACEMENT AUTOS - 2	60,000
Total AUTO & HEAVY EQUIPMENT	**60,000**
OFFICE FURN. & EQUIP.	
COMPUTER HARDWARE	61,500
PARKING LOT SECURITY CAMERAS	25,000
Total OFFICE FURN. & EQUIP.	**86,500**
TOTAL CAPITAL ADDITIONS	**146,500**

GUADALUPE VALLEY HYDROELECTRIC DIVISION
WORK PLAN AND BUDGET

Fiscal Year Ending August 31, 2013



Guadalupe Valley Hydroelectric

This division operates six hydroelectric plants located in Guadalupe and Gonzales counties that generate electricity for the Guadalupe Valley Electric Cooperative (GVEC). Using state of the art technology, including a microwave communication system, Seguin Control Room personnel are able to continuously monitor and operate all six hydro plants. The six hydroelectric dams are located at Lake Dunlap, Lake McQueeney, Lake Nolte and Lake Placid in Guadalupe County and at Lakes H-4 (Lake Gonzales) and H-5 (Lake Wood) in Gonzales County.

GBRA Purchase Date: 1963 (purchased hydro plants from the Texas Power Corporation and the Texas Hydro-Electric Corporation).

In addition to providing maintenance and operating functions for both the Guadalupe Valley Hydroelectric Division and the Canyon Hydroelectric Division, division employees also:

Monitor changing weather conditions and river flows for operation of dams during high rainfall events.
Furnish rainfall data to GBRA staff and local emergency management coordinators.
Provide electrical, steel fabrication, equipment repair and technical support services to other divisions.
Offer a variety of public service programs including a controlled canal environment for EMS dive and rescue training.

- Service Provided: Hydroelectric Generation
- Location: Guadalupe/Gonzales Counties
- Startup Operation Date: 1928-1932
- Customer: GVEC
- Plant Capacity: 16 MW
- Average Kwh Produced: 62,225,000
- # of Current Employees: 23
- Budgeted Revenue: $3,541,689

Guadalupe Valley Hydroelectric Division Organizational Chart

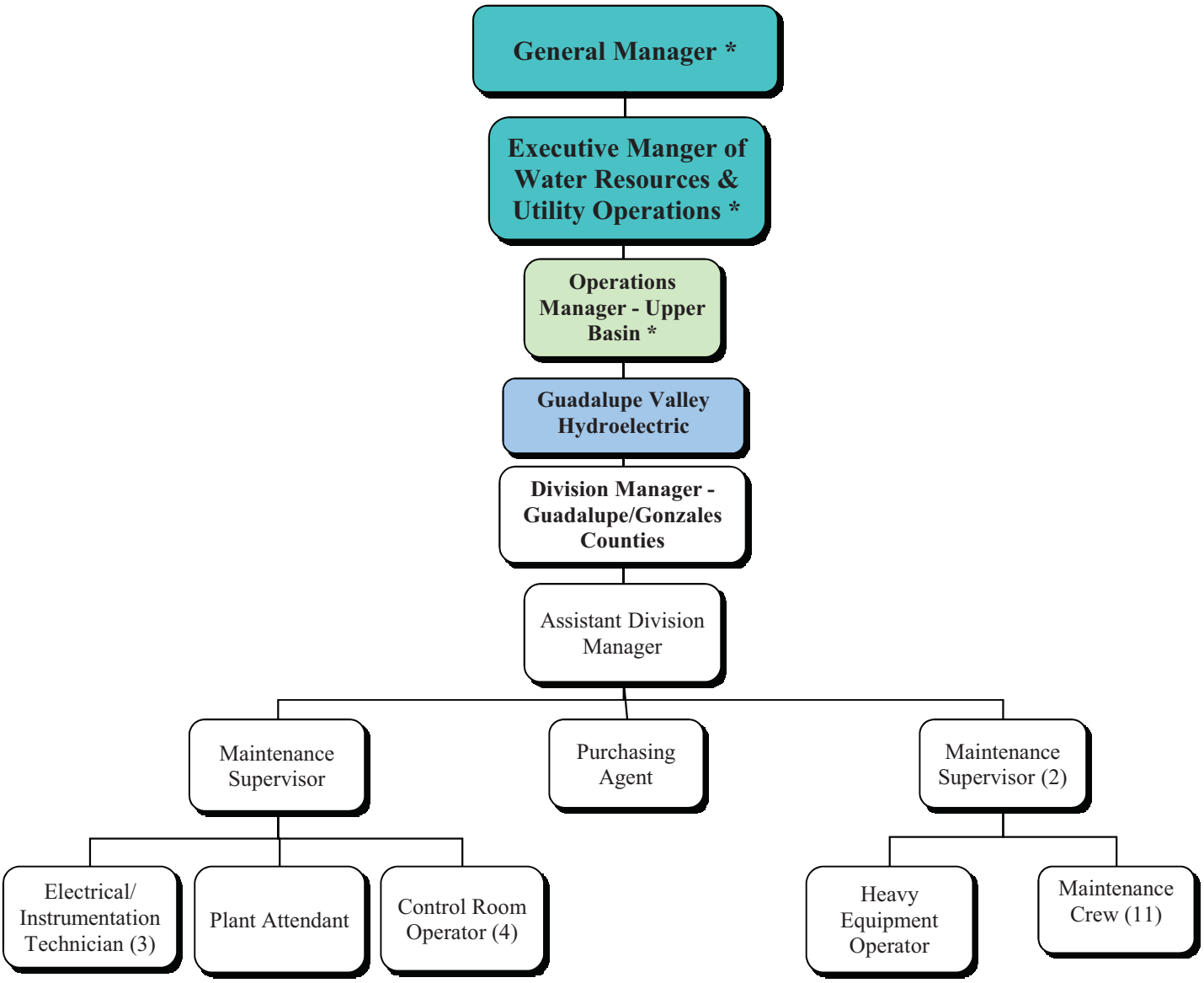

* GBRA employee from another Division

Staffing Summary

G.V. Hydroelectric	# of Authorized Positions (FTE)		
	2011	2012	2013
Division Manager - Guadalupe/Gonzales Co.	1	1	1
Assistant Division Manager	1	1	1
Maintenance Supervisor	3	3	3
Electrical/Instrumentation Technician	2	3	3
Purchasing Agent	1	1	1
Control Room Operator	4	4	4
Heavy Equipment Operator	1	1	1
Plant Attendant	1	1	1
Maintenance Crew	11	11	11
Total	**25**	**26**	**26**

Changes from FY 2011 to FY 2012
1-Electrical/Instrumentation Technician position was added.

Changes from FY 2012 to FY 2013
No staffing changes for this division.

Budget Summary

Division: **Guadalupe Valley Hydroelectric**

Description

The Guadalupe Valley Hydroelectric Division operates six low-head hydroelectric plants in Guadalupe and Gonzales Counties that generate electricity for the Guadalupe Valley Electric Cooperative (GVEC). Division personnel are responsible for the operation and maintenance of the generating stations as well as the associated dams, transmission lines and substations, ancillary equipment and adjacent properties.

Objectives

The following objectives are the division's operating plan in working toward the goals and objectives as outlined in the mission statement.

WATER RESOURCE MANAGEMENT GOAL

To … assure a high level of reliability of the Hydroelectric Division spillway gates by cleaning, inspecting and performing necessary maintenance on at least five gates each year to maintain a readiness for flood water management.

WATER QUALITY GOAL

To … reduce the possibility and impact of oil leaks by continually monitoring oil seals and oil containment barriers at all six hydroelectric power plants.

PUBLIC SERVICES GOAL

To … provide Hydroelectric Division employees with annual training and testing in safety, first aid and CPR to achieve a level of confidence and competence that will encourage assistance to the public in need.

ECONOMIC DEVELOPMENT GOAL

To … offer Hydroelectric Division expertise and equipment to assist with at least two clean-up projects on the hydro lakes to enhance economic development and customer relations in the district.

TECHNICAL ASSISTANCE AND SUPPORT GOAL

To … assess the training program of the Hydroelectric Division and identify areas needing improvement. To develop a training program that meets the Division's present and future professional and technical needs and that continually reviews those needs. Continue the GBRA Performance Assessment and Development Program in the Hydroelectric Division.

COMMUNICATION AND EDUCATION

To … have Hydroelectric Division maintenance employees conduct at least four public tours of hydro facilities, to develop a positive public recognition of GBRA employees and facilities.

Budget Summary

REVENUES - Guadalupe Valley Hydroelectric

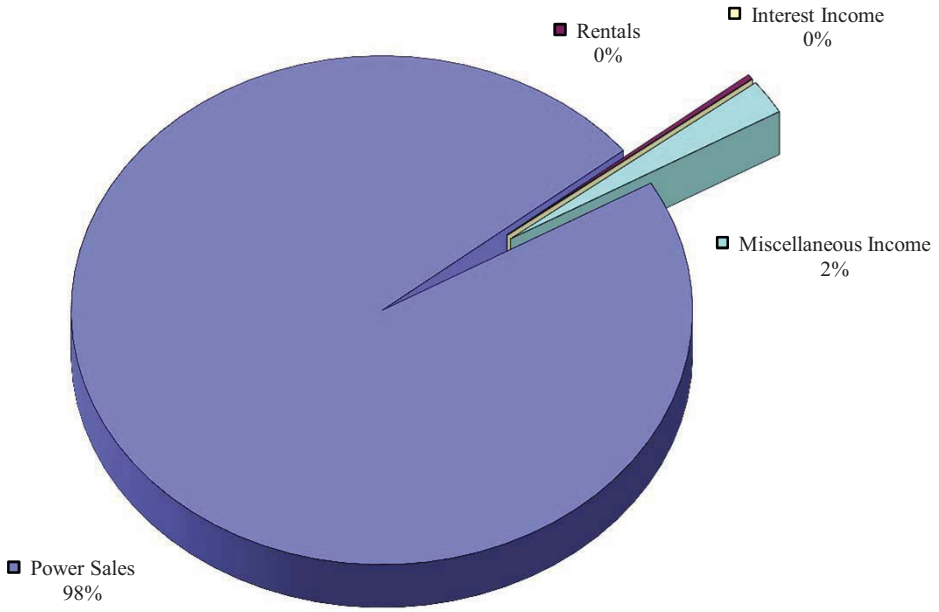

Revenues	FY 2011 Actual	FY 2012 Budget	FY 2013 Budget
Pollution & Industrial Financing			
Power Sales	2,822,756	3,453,865	3,453,865
Water Sales & Lake Operations			
Recreation & Land Use			
Wastewater Services			
Laboratory Services			
Rentals	8,507	5,484	10,599
Administrative & General			
Miscellaneous Income	66,959	35,223	77,225
Total Operating Revenue	**2,898,222**	**3,494,572**	**3,541,689**
Interest Income			
Grand Total Revenues	**2,898,222**	**3,494,572**	**3,541,689**

Budget Summary

EXPENSES - Guadalupe Valley Hydroelectric

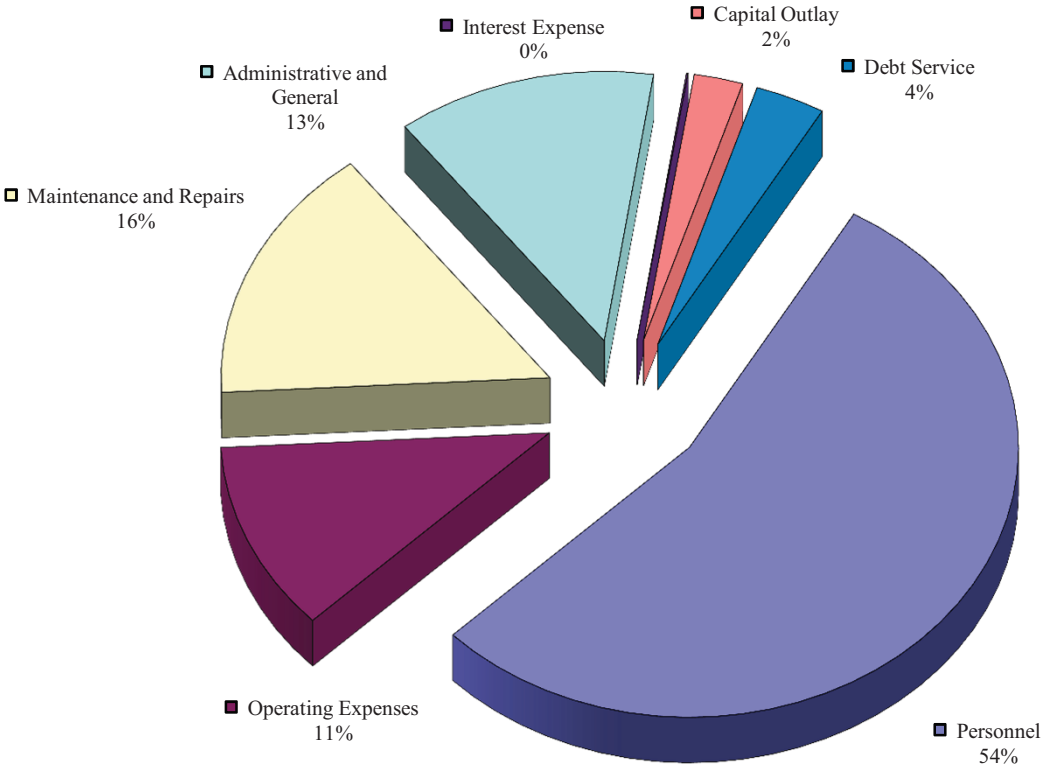

Expenses	FY 2011 Actual	FY 2012 Budget	FY 2013 Budget
Personnel	1,594,196	1,594,734	1,636,379
Operating Expenses	504,053	339,408	341,689
Maintenance and Repairs	456,312	462,100	465,800
Administrative and General	375,708	374,165	383,875
Total Operating Expenses	**2,930,268**	**2,770,406**	**2,827,743**
Interest Expense	3,056	4,500	2,208
Capital Outlay	51,473	46,500	72,500
Debt Service	126,527	215,012	103,652
Grand Total Expenses	**3,111,324**	**3,036,418**	**3,006,103**

(This page was intentionally left blank)

Guadalupe Valley Hydroelectric Division
Operating Plan for Fiscal Year Ending 8/31/13

BACKGROUND

The Guadalupe Valley Hydroelectric Division (GVHD) operates six low-head hydroelectric plants in Guadalupe and Gonzales Counties. All electricity produced by the Division is delivered to the Guadalupe Valley Electric Cooperative (GVEC). Additionally, the Division operates the Guadalupe Recreation System and two Raw Water Delivery Systems that are recognized by GBRA as a part of the Water Resource Division and will be discussed with that operating plan.

The 23 employees of Guadalupe Valley Hydroelectric Division (GVHD) are subdivided into three work groups consisting of the maintenance team, electrical/instrumentation technicians, and control room operators. Their common objective is the safe and efficient operation and maintenance of the Division's facilities. The Division Manager-Guadalupe/Gonzales Counties has overall responsibility to manage the Division while the General Division provides administrative assistance. It is through the combined efforts of these personnel that operation and maintenance is accomplished on the six generating plants, six dams, two electric substations, two canals, 22 miles of transmission lines, two raw water delivery systems and nine miles of road.

REVENUE SOURCES AND TRENDS

The GVHD is a run-of-the-river system and its production is considered non-firm power since the amount of river flow available for generation is uncertain from one year to the next.

Currently, the income from power generation for the GVHD consists of two parts, a monthly fixed charge of $125,000 and an energy charge of $0.0314 per kilowatt hour (kWh) of electricity generated. The benefit of the two-part rate structure is that during low flow periods some amount of income for the Division can be maintained. The Division's budgeted power sales revenue of $3,453,865 for FY 2013 is based upon the historical annual generation for the system of 62,225,000 kWhs. The aggregate rate including the fixed charge will be 5.55¢ per kWh.

CAPITAL ADDITIONS AND OPERATING EXPENDITURES

The work plan for FY 2013 includes annual inspections of the Francis type turbines located at the Dunlap, McQueeney and Nolte power plants. Each of these inspections will take approximately two weeks. Quarterly inspections of the Kaplan type turbines will be conducted at the TP-4, H-4, and H-5 power plants. These inspections take one to two days for each plant. Turbine inspections are critical for the continued reliability and for maximum performance of the generating plants. Spillgate washout, inspection, and maintenance will be conducted at two or more of the spillways. This is very important because accumulation of mud and debris under the gates can render them very difficult to operate. The Division's program of spillgate inspection and maintenance insures the reliability of the spillway system. Transmission lines, circuit breakers, transformers, protective relays, and generators will also be inspected and tested in accordance with the preventive maintenance program to assure electrical integrity. All of these work items are included within the total FY 2013 labor budget of $1,163,259.

Significant maintenance expenses and capital additions for the ensuing Fiscal Year include:

- Purchase material for spill gate automation - $13,000.
- Purchase material for an automated spillgate intake cleaner - $13,000.
- Replace switches in the H-4 and H-5 electrical substations - $31,000
- Trim trees along transmission line right-of-way - $12,000.
- Replace transmission line poles - $13,000.
- Replace a retainer gate hoist structure - $28,000.
- Replace the Nolte log boom - $31,000.
- Purchase one replacement truck - $35,000.
- Purchase a Thermal Imager - $9,000.
- Replace an Insulation Tester - $6,000.
- Replace a SCADA Server - $6,000.
- Purchase a spare Front End Processor (FEP) - $10,000.

Work authorizations continuing from previous years or planned to begin in FY 2013 are as follows:

- Supervisory Control and Data Acquisition System standardization and upgrade - $65,000.
- Structural and erosion repairs on dams and levees - $97,000.
- Professional services to create a Dam Emergency Action Plan as required by the Texas Commission of Environmental Quality - $80,000.
- Spillgate structural repairs - $250,000.

FUND BALANCE

The budgeted increase in operating expenditures is expected to be funded by hydroelectric power sales. In summary, although expenses are projected to increase in FY 2013, the projected revenues are still anticipated to exceed expenses allowing for a $65,000 interfund loan repayment to the General division. Following this interfund loan repayment, the Guadalupe Valley Hydroelectric division fund balance will increase by $3,586.

GUADALUPE-BLANCO RIVER AUTHORITY
WORKPLAN AND BUDGET
FISCAL YEAR ENDING AUGUST 31, 2013

021 - GUADALUPE VALLEY HYDROELECTRIC

	FY 2012 BUDGET	FY 2013 BUDGET	FY 2012-2013 DIFFERENCE
OPERATING REVENUES			
POWER SALES:			
ENERGY CHARGE	1,953,865	1,953,865	
FACILITY CHARGE	1,500,000	1,500,000	
Total POWER SALES	**3,453,865**	**3,453,865**	
RENTALS:			
RENTAL INCOME	4,784	8,999	4,215
RENTALS - AG LEASES	700	1,600	900
Total RENTALS	**5,484**	**10,599**	**5,115**
MISCELLANEOUS INCOME:			
RENEWABLE ENERGY CREDIT SALES	20,223	62,225	42,002
HYDRO MODIFICATION PERMITS	15,000	15,000	
Total MISCELLANEOUS INCOME	**35,223**	**77,225**	**42,002**
TOTAL OPERATING REVENUES	**3,494,572**	**3,541,689**	**47,117**
OPERATING EXPENSES			
STAFF TECHNICAL ASSISTANCE	71,562	50,812	(20,750)
SUPERVISION	149,415	162,453	13,037
LABOR	378,870	384,915	6,045
Total OPERATING SALARIES & WAGES	**599,848**	**598,180**	**(1,668)**
EMPLOYEE EXPENSES & BENEFITS:			
EMPLOYEES' TRAVEL	1,700	2,000	300
EMPLOYEE BENEFITS	459,202	471,120	11,918
Total EMPLOYEE EXPENSES & BENEFITS	**460,902**	**473,120**	**12,218**
OPERATING SUPPLIES & SERVICES:			
TRUCK OPERATING EXPENSES	48,000	51,000	3,000
BUILDING RENTAL	31,248	31,248	
DUES AND MEMBERSHIPS	850	850	
PUBLICATIONS AND BOOKS	150	150	
SMALL TOOLS EXPENSE	10,000	11,000	1,000
TRACTORS AND EQUIPMENT	200	200	
UNIFORMS AND LAUNDRY	6,500	9,200	2,700

GUADALUPE-BLANCO RIVER AUTHORITY
WORKPLAN AND BUDGET
FISCAL YEAR ENDING AUGUST 31, 2013

021 - GUADALUPE VALLEY HYDROELECTRIC

	FY 2012 BUDGET	FY 2013 BUDGET	FY 2012-2013 DIFFERENCE
PROCESS/SPECIAL OPERATING	9,500	10,000	500
TRAINING EXPENSES	18,000	18,000	
SAFETY & EMERG. EXPENSES	10,000	10,000	
SAFETY BOOTS & GLASSES	2,000	2,000	
SECURITY EXPENSE		200	200
POWER AND UTILITIES	25,000	23,000	(2,000)
LAB SUPPLIES & EXPENSES	100	100	
PROFESSIONAL FEES	9,500	9,500	
ERCOT EXPENSES	17,500	17,500	
COMMUNICATIONS	8,500	9,000	500
OFFICE SUPPLIES & EXPENSES	2,500	3,000	500
COMPUTER SUPPLIES & SERVICE	6,000	6,000	
KITCHEN & JANITOR SUPPLY	2,500	2,000	(500)
WAREHOUSE & JANITOR SERV	3,000	3,000	
INSURANCE EXPENSE	118,360	114,741	(3,619)
MISCELLANEOUS EXPENSES	10,000	10,000	
Total OPERATING SUPPLIES & SERVICES	**339,408**	**341,689**	**2,281**
MAINTENANCE & REPAIR			
LABOR	533,984	565,079	31,095
MATERIAL	145,700	158,200	12,500
SERVICES	316,400	307,600	(8,800)
Total MAINTENANCE & REPAIR	**996,084**	**1,030,879**	**34,795**
TOTAL OPERATING & MAINTENANCE	**2,396,241**	**2,443,868**	**47,626**
ADMINISTRATIVE & GENERAL:			
A & G EXPENSES	374,165	383,875	9,711
Total ADMINISTRATIVE & GENERAL	**374,165**	**383,875**	**9,711**
TOTAL OPERATING EXPENSES	**2,770,406**	**2,827,743**	**57,337**
NET OPERATING INCOME	**724,166**	**713,946**	**(10,220)**

GUADALUPE-BLANCO RIVER AUTHORITY
WORKPLAN AND BUDGET
FISCAL YEAR ENDING AUGUST 31, 2013

021 - GUADALUPE VALLEY HYDROELECTRIC

	FY 2012 BUDGET	FY 2013 BUDGET	FY 2012-2013 DIFFERENCE
OPERATING REVENUES	3,494,572	3,541,689	47,117
OPERATING EXPENSES	(2,770,406)	(2,827,743)	(57,337)
NET OPERATING INCOME	**724,166**	**713,946**	**(10,220)**
NON-OPERATING REVENUES (EXPENSES)			
INTEREST & BANK FEES:			
INT ON EQUIPMENT LOAN	(4,500)	(2,208)	2,292
Total INTEREST & BANK FEES	**(4,500)**	**(2,208)**	**2,292**
TOTAL NON-OPERATING REVENUES (EXPENSES)	**(4,500)**	**(2,208)**	**2,292**
CHANGE IN NET ASSETS	**719,666**	**711,738**	**(7,928)**
INTERFUND LOANS			
DEBT CAPITAL			
BANK LOAN-NEW EQUIP	42,000		(42,000)
Total DEBT CAPITAL	**42,000**		**(42,000)**
TOTAL FUNDS AVAILABLE	**761,666**	**711,738**	**(49,928)**
PURCHASES OF FIXED ASSETS			
SPECIALIZED OPER. EQUIPMENT		16,000	16,000
AUTO & HEAVY EQUIPMENT	42,000	39,000	(3,000)
MISCELLANEOUS EQUIPMENT	4,500	17,500	13,000
Total PURCHASES OF FIXED ASSETS	**46,500**	**72,500**	**26,000**
WORK IN PROGRESS			
WIP-OPERATING	438,689	452,000	13,311
Total WORK IN PROGRESS	**438,689**	**452,000**	**13,311**
PROJECT DEVELOPMENT	**52,540**	**80,000**	**27,460**
DEBT SERVICE			

GUADALUPE-BLANCO RIVER AUTHORITY
WORKPLAN AND BUDGET
FISCAL YEAR ENDING AUGUST 31, 2013

021 - GUADALUPE VALLEY HYDROELECTRIC

	FY 2012 BUDGET	FY 2013 BUDGET	FY 2012-2013 DIFFERENCE
LOANS PAID	40,012	38,652	(1,360)
GENERAL LOANS PAID	175,000	65,000	(110,000)
Total DEBT SERVICE	**215,012**	**103,652**	**(111,360)**
TOTAL FUNDS APPLIED	**752,741**	**708,152**	**(44,589)**
NET CHANGE IN FUND BALANCE	**8,925**	**3,586**	**(5,339)**

GUADALUPE-BLANCO RIVER AUTHORITY
WORKPLAN AND BUDGET
FISCAL YEAR ENDING AUGUST 31, 2013

021 - GUADALUPE VALLEY HYDROELECTRIC

	FY 2012 BUDGET	FY 2013 BUDGET	FY 2012-2013 DIFFERENCE
SALARIES & WAGES DETAIL			
STAFF TECHNICAL ASSISTANCE:			
STA- SUPERVISION	45,245	21,697	(23,548)
STA- CLERICAL	26,317	29,116	2,798
Total STAFF TECHNICAL ASSISTANCE	**71,562**	**50,812**	**(20,750)**
SUPERVISION:			
SUPERVISION	141,823	154,619	12,796
SUP- SAFETY & TRAINING	7,592	7,834	242
Total SUPERVISION	**149,415**	**162,453**	**13,037**
OPERATING LABOR:			
CLERICAL	670	739	70
REG- OPERATING LABOR	227,789	227,535	(254)
REG- ATTENDANT'S DUTIES	27,404	27,149	(254)
REG- PURCHASING AGENT	31,006	35,778	4,773
REG- SAFETY & TRAINING	23,200	25,043	1,843
OVT- OPERATING LABOR	39,523	38,779	(745)
OVT- ATTENDANT'S	136	135	(1)
REG- WORKING HOLIDAY LABOR	29,143	29,756	613
Total OPERATING LABOR	**378,870**	**384,915**	**6,045**
MAINTENANCE & REPAIR			
M&R-LABOR:			
REG/LBR- OTHER	502,757	537,393	34,635
Total M&R-LABOR	**502,757**	**537,393**	**34,635**
M&R-OVERTIME:			
OVT/LBR- OTHER	31,226	27,686	(3,540)
Total M&R-OVERTIME	**31,226**	**27,686**	**(3,540)**
Total MAINTENANCE & REPAIR	**533,984**	**565,079**	**31,095**
WORK IN PROGRESS			
WIP-SUPERVISION:			
REPLACE SCADA RTU-SUPERV	900		(900)

GUADALUPE-BLANCO RIVER AUTHORITY
WORKPLAN AND BUDGET
FISCAL YEAR ENDING AUGUST 31, 2013

021 - GUADALUPE VALLEY HYDROELECTRIC

	FY 2012 BUDGET	FY 2013 BUDGET	FY 2012-2013 DIFFERENCE
Total WIP-SUPERVISION	**900**		**(900)**
WIP-LABOR:			
REPLACE SCADA RTU-LABOR	10,736		(10,736)
Total WIP-LABOR	**10,736**		**(10,736)**
Total WORK IN PROGRESS	**11,636**		**(11,636)**
PROJECT DEVELOPMENT			
PD-SUPERVISION & LABOR:			
MISC PROJ DEV-NON GEN EMPL	1,464		(1,464)
Total PD-SUPERVISION & LABOR	**1,464**		**(1,464)**
Total PROJECT DEVELOPMENT	**1,464**		**(1,464)**
TOTAL SALARIES & WAGES	**1,146,932**	**1,163,259**	**16,327**

GUADALUPE-BLANCO RIVER AUTHORITY
WORKPLAN AND BUDGET
FISCAL YEAR ENDING AUGUST 31, 2013

021 - GUADALUPE VALLEY HYDROELECTRIC

	FY 2012 BUDGET	FY 2013 BUDGET	FY 2012-2013 DIFFERENCE
MAINTENANCE & REPAIR DETAIL			
LABOR:			
REG/LBR- OTHER	502,757	537,393	34,635
OVT/LBR- OTHER	31,226	27,686	(3,540)
Total LABOR	**533,984**	**565,079**	**31,095**
MATERIAL:			
M&R/MAT- WAREHOUSE	200	100	(100)
M&R/MAT- CLEAN PWR HOUSES	100	100	
M&R/MAT- PAINT PWR HOUSES	100	100	
M&R/MAT- PWR HOUSES&EQUIP	9,000	9,500	500
M&R/MAT- SAFETY	900	800	(100)
M&R/MAT- FLASH BOARDS	500	400	(100)
M&R/MAT- LOG BOOMS/TRASH RACKS	32,000	32,000	
M&R/MAT- LEVEES & CANALS	5,000	5,000	
M&R/MAT- GEN. GATE WORK	37,000	37,000	
M&R/MAT- SIGNS & BUOYS	1,500	1,500	
M&R/MAT- BRUSH&WEED CNTRL	500	400	(100)
M&R/MAT- ROADS & BRIDGES	2,000	1,900	(100)
M&R/MAT- FENCES	400	400	
M&R/MAT- TURBINE INSPECT.	1,500	1,500	
M&R/MAT- GENERATORS	2,000	2,000	
M&R/MAT- TURBINE/GOVERNOR	14,900	15,000	100
M&R/MAT- SWITCHGEAR	900	800	(100)
M&R/MAT- CONTROL SYSTEM	2,500	7,000	4,500
M&R/MAT- COMMUNICATION SY	3,000	13,000	10,000
M&R/MAT- TELEPHONE SYSTEM	100	100	
M&R/MAT- SUBSTATIONS	23,200	22,000	(1,200)
M&R/MAT- TRANS. LINES	2,000	2,000	
M&R/MAT- TRANSFORMERS	500	400	(100)
M&R/MAT- SMALL EQUIPMENT	1,500	1,500	
M&R/MAT- TRACTORS	400	200	(200)
M&R/MAT- HEAVY EQUIPMENT	1,500	1,000	(500)
M&R/MAT- LIGHT TRUCKS	1,000	1,000	
M&R/MAT- LARGE TRUCKS	500	500	
M&R/MAT- TRAILERS	1,000	1,000	
Total MATERIAL	**145,700**	**158,200**	**12,500**
SERVICES:			
M&R/SER- WAREHOUSE	500	300	(200)
M&R/SER- PWR HOUSES&EQUIP	63,900	74,000	10,100
M&R/SER- LOG BOOMS/TRASH RACKS	18,500	18,000	(500)
M&R/SER- LEVEES & CANALS	14,000	10,000	(4,000)

GUADALUPE-BLANCO RIVER AUTHORITY
WORKPLAN AND BUDGET
FISCAL YEAR ENDING AUGUST 31, 2013

021 - GUADALUPE VALLEY HYDROELECTRIC

	FY 2012 BUDGET	FY 2013 BUDGET	FY 2012-2013 DIFFERENCE
M&R/SER- GEN. GATE WORK	13,000	13,000	
M&R/SER- GEN. OFFICE BLDG	4,000	4,000	
M&R/SER- MOW PROPERTIES	35,000	35,000	
M&R/SER- ROADS & BRIDGES	1,500	1,500	
M&R/SER- FENCES	23,000	23,000	
M&R/SER- CLEAN PROPERTIES	500	500	
M&R/SER- TURBINE INSPECT.	500	500	
M&R/SER- GENERATORS	5,000	3,000	(2,000)
M&R/SER- TURBINE/GOVERNOR	4,000	3,000	(1,000)
M&R/SER- SWITCHGEAR	4,000	3,000	(1,000)
M&R/SER- CONTROL SYSTEM	25,000	25,000	
M&R/SER- COMMUNICATION SY	9,000	11,000	2,000
M&R/SER- SUBSTATIONS	34,000	30,000	(4,000)
M&R/SER- TRANS. LINES	37,000	30,000	(7,000)
M&R/SER- TRANSFORMERS	2,000	2,000	
M&R/SER- SMALL EQUIPMENT	3,000	3,000	
M&R/SER- TRACTORS	500	400	(100)
M&R/SER- HEAVY EQUIPMENT	5,000	4,000	(1,000)
M&R/SER- LIGHT TRUCKS	5,000	5,000	
M&R/SER- LARGE TRUCKS	3,000	3,000	
M&R/SER- TRAILERS	500	400	(100)
M&R/SER- STRUCTURAL	5,000	5,000	
Total SERVICES	**316,400**	**307,600**	**(8,800)**
TOTAL MAINTENANCE & REPAIR	**996,084**	**1,030,879**	**34,795**

GUADALUPE-BLANCO RIVER AUTHORITY
WORKPLAN AND BUDGET
FISCAL YEAR ENDING AUGUST 31, 2013

021 - GUADALUPE VALLEY HYDROELECTRIC

	FY 2012 BUDGET	FY 2013 BUDGET	FY 2012-2013 DIFFERENCE
PROJECT DEVELOPMENT			
MISC PROJ DEV-BENEFITS	593		(593)
MISC PROJ DEV-A&G	483		(483)
MISC PROJ DEV-NON GEN EMPL	1,464		(1,464)
Total	**2,540**		**(2,540)**
TCEQ EMERG ACTION PLAN-PROF FE	50,000	80,000	30,000
Total	**50,000**	**80,000**	**30,000**
TOTAL PROJECT DEVELOPMENT	**52,540**	**80,000**	**27,460**

GUADALUPE-BLANCO RIVER AUTHORITY
WORKPLAN AND BUDGET
FISCAL YEAR ENDING AUGUST 31, 2013

021 - GUADALUPE VALLEY HYDROELECTRIC

	FY 2012 BUDGET	FY 2013 BUDGET	FY 2012-2013 DIFFERENCE
WIP - OPERATING			
REPLACE SCADA RTU-SUPERV	900		(900)
REPLACE SCADA RTU-LABOR	10,736		(10,736)
REPLACE SCADA RTU-BENEFITS	4,713		(4,713)
REPLACE SCADA RTU-SERVICE	25,000		(25,000)
REPLACE SCADA RTU-A&G	3,840		(3,840)
REPLACE SCADA RTU-MATL	20,000		(20,000)
Total	**65,189**		**(65,189)**
McQUEENEY SPILL STRU RPRS-SERV	180,000	208,000	28,000
McQUEENEY SPILL STRU RPRS-PRO	5,000	10,000	5,000
McQUEENEY SPILL STRU RPRS-MATL	10,000	25,000	15,000
McQUEENEY SPILL STRU RPRS-MISC	5,000	7,000	2,000
Total	**200,000**	**250,000**	**50,000**
UPGRADE SUSP BRDG CBL SYS-SERV		40,000	40,000
Total		**40,000**	**40,000**
UPGRADE/STANDARD-SERVICE		25,000	25,000
UPGRADE/STANDARD- MATERIAL		40,000	40,000
Total		**65,000**	**65,000**
D.L.S. ERROSION REPAIRS-SERVIC	50,000	50,000	
D.L.S. ERROSION REPAIRS-PROF F	5,000	15,000	10,000
D.L.S. ERROSION REPAIRS-MAT'L	30,000	30,000	
D.L.S. ERROSION REPAIRS-MISC	2,000	2,000	
Total	**87,000**	**97,000**	**10,000**
SPILLGATE STRUCT'L RPRS-SERVIC	77,500		(77,500)
SPILLGATE STRUCT'L RPRS-PROF F	2,500		(2,500)
SPILLGATE STRUCT'L RPRS-MAT'L	4,000		(4,000)
SPILLGATE STRUCT'L RPRS-MISC	2,500		(2,500)

GUADALUPE-BLANCO RIVER AUTHORITY
WORKPLAN AND BUDGET
FISCAL YEAR ENDING AUGUST 31, 2013

021 - GUADALUPE VALLEY HYDROELECTRIC

	FY 2012 BUDGET	FY 2013 BUDGET	FY 2012-2013 DIFFERENCE
Total	86,500		(86,500)
TOTAL WIP - OPERATING	438,689	452,000	13,311

GUADALUPE-BLANCO RIVER AUTHORITY
WORKPLAN AND BUDGET
FISCAL YEAR ENDING AUGUST 31, 2013

GUADALUPE VALLEY HYDROELECTRIC

	FY 2013 BUDGET
ELECTRICAL/CONTROL EQUIPMENT	
REPLACEMENT SCADA SERVER	6,000
SPARE FRONT END PROCESSOR (FEP)	10,000
Total ELECTRICAL/CONTROL EQUIPMENT	**16,000**
AUTO & HEAVY EQUIPMENT	
REPLACEMENT BOAT TRAILER	4,000
REPLACEMENT MAINTENANCE TRUCK	35,000
Total AUTO & HEAVY EQUIPMENT	**39,000**
MISCELLANEOUS EQUIPMENT	
INSULATION RESISTANCE TESTER	6,000
REPLACEMENT OUTBOARD MOTOR	2,500
THERMAL IMAGER	9,000
Total MISCELLANEOUS EQUIPMENT	**17,500**
TOTAL CAPITAL ADDITIONS	**72,500**

RURAL UTILITIES DIVISION
WORK PLAN AND BUDGET

Fiscal Year Ending August 31, 2013

Rural Utilities Division

This division provides vital wastewater treatment services to residents in rural communities through the Canyon Park, Dunlap, Northcliffe and Springs Hill Wastewater Reclamation Systems.

Canyon Park Estates Waste Water Treatment Plant
The Canyon Park Estates Wastewater Reclamation System serves the Canyon Park subdivision, Northlake development, Windjammer Condominiums, Laguna Park Development, Inc., Canyon Vista Condominiums, Chateau Breeze subdivision, and Hill Country Resort Condominiums. The plant was expanded in FY 2011 to accommodate additional customers.

Location: Canyon Lake, Texas — Permitted Capacity: 180,000 gpd
Startup Date: September 24, 1974 — Service Area: Canyon Lake

Dunlap Waste Water Treatment Plant
The Dunlap Wastewater Reclamation System serves the River Bend, Lakeview Heights, Southbank, Oasis and Long Creek subdivisions in Guadalupe County. The plant was expanded in 1985, 1996, and 2006 to accommodate additional customers.

Location: New Braunfels, Texas — Permitted Capacity: 0.95 mpd
Startup Date: December 4, 1973 — Service Area: FM 725 south of New Braunfels

Northcliffe Waste Water Treatment Plant
The Northcliffe Wastewater Reclamation System provides service to the Northcliffe subdivision in Comal and Guadalupe Counties.

Location: Schertz, Texas — Permitted Capacity: 300,000 gpd
Startup Date: September 9, 1977 — Service Area: Portion of City of Schertz

Springs Hill Waste Water Treatment Plant
The Springs Hill Wastewater Reclamation System covers the Nob Hill subdivision and Springs Hill area south of Seguin in Guadalupe County, including Southfork, Walnut Springs, Parkridge and River Oak Drive.

Location: Seguin, Texas — Permitted Capacity: 300,000 gpd
Startup Date: July 3, 1974 — Service Area: Portion of City of Seguin

---

- Service Provided: Wastewater treatment
- Service Area: Comal & Guadalupe Co.
- # of Gallons Treated: 150,000,000
- # of Current Employees: 5
- Budgeted Revenue: $1,804,670

Rural Utilities Division Organizational Chart

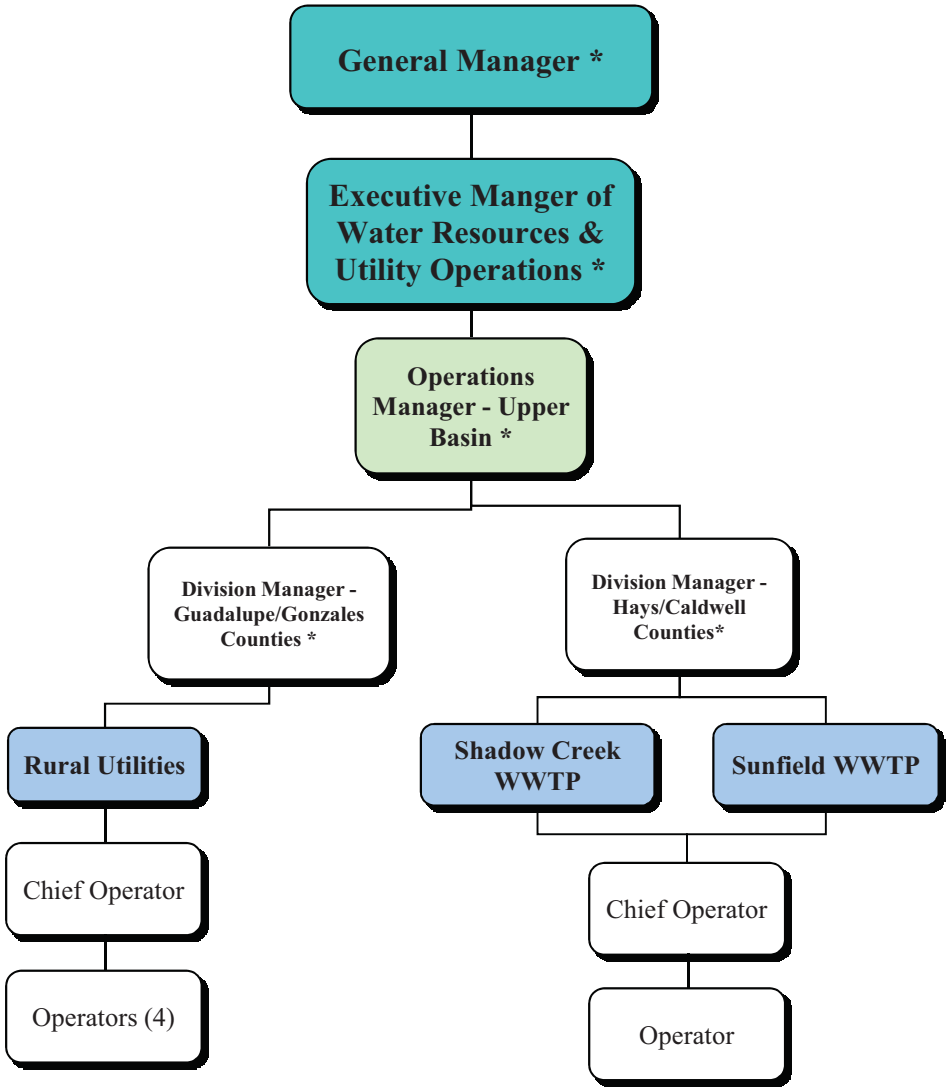

* GBRA employee from another Division

Staffing Summary

Rural Utilities Division	# of Authorized Positions (FTE)		
	2011	2012	2013
Shadow Creek			
Chief Operator	1	1	1
Operator	1	1	1
Total Shadow Creek	2	2	2
Rural Utilities			
Chief Operator	1	1	1
Operator	4	4	4
Total Rural Utilities	5	5	5
Total	**7**	**7**	**7**

Changes from FY 2011 to FY 2012
No staffing changes for this division.

Changes from FY 2012 to FY 2013
No staffing changes for this division.

Budget Summary

Division: **Rural Utilities**

Description

The Rural Utilities Division, established in 1971 with the Rural Utilities Systems, has grown to include the Rural Utilities Systems, the Shadow Creek WWTP, and the Sunfield WWTP.

The Rural Utilities systems operate and maintain five wastewater treatment plants in Comal and Guadalupe counties. These small plants serve housing sub-divisions in unincorporated rural areas in which septic tanks do not provide proper and safe wastewater disposal. Private developers, Environmental Protection Agency (EPA) grants, and a community development block grant from the Department of Housing and Urban Development (HUD) provided the original financing for these facilities. The Rural Utilities systems include Canyon Park WWTP, Dunlap WWTP, Northcliffe WWTP, and Springs Hill WWTP. These operations are supervised by a Chief Operator and managed by the Division Manager-Guadalupe County.

In January 2007, GBRA assumed operations of the wastewater treatment plant and collection system for the North Hays County Municipal Utility District #1. In June 2008, GBRA assumed operations of the wastewater treatment plant for the Sunfield Municipal Utility District. Three operators, dividing time between the Sunfield WWTP, the Buda WWTP, and the Shadow Creek WWTP operate these plants. The system is supervised by the Chief Operator of the Shadow Creek WWTP and managed by the Division Manager-Hays/Caldwell Counties. The Operations Manager, Upper Basin provides technical oversight for all systems within the Rural Utilities Division.

Objectives

The following objectives are the division's operating plan in working toward the goals and objectives as outlined in the mission statement.

WATER RESOURCE MANAGEMENT GOAL

Shadow Creek WWTP

To…work with the District on projects related to water reuse, pretreatment, and water quality.
To … accomplish all tasks in a cost efficient manner and within budgeted amounts.

Rural Utilities Systems

To … accomplish all tasks in a cost efficient manner and within budgeted amounts.
To … eliminate excessive mileage by determining on a daily basis where each team member will be working so they can be responsible for operating the plant they are at.

Sunfield WWTP
To … work with the District on projects related to water reuse, pretreatment, and water quality.
To … accomplish all tasks in a cost efficient manner and within budgeted amounts.

WATER QUALITY GOAL

Shadow Creek WWTP
To… meet or exceed all Texas Commission on Environmental Quality and Environmental Protection Agency waste water discharge standards.

Rural Utilities Systems
To … meet or exceed TCEQ/EPA permit requirements, 100% of time.
To … maintain settled solids in aeration track less than 800 ml/L 85% of the time and maintain total suspended solids concentration in aeration track below 6,000 mg/L 85% of the time.

- By hauling biosolids to the permitted land application site as often as possible.
- By completing the National Biosolids Partnership Environmental Management System program and incorporate into the RUD biosolids management system.

To … improve inflow and infiltration problems of collection systems.

- Run weekly Total Suspended Solids tests on all aeration racetracks to determine solids concentration.
- Calculate sludge volume index, food/microorganism ratio and determine microscopic condition of the sludge every two weeks.

Sunfield WWTP
To… meet or exceed all Texas Commission on Environmental Quality and Environmental Protection Agency waste water discharge standards.

PUBLIC SERVICES GOAL

Shadow Creek WWTP
To… provide information to the District and the general public concerning plant operations and quality of effluent from the plant.
To … maintain a safe working environment by adhering to safety procedures and by staying aware of possible new and safer ways of doing our jobs.

- To continue zero lost-time accidents.
- To continue zero vehicle accidents.
- To report all accidents and incidents.

Rural Utilities Systems

To … maintain a safe working environment by adhering to safety procedures and by staying aware of possible new and safer ways of doing our jobs.

- To continue zero lost-time accidents.
- To continue zero vehicle accidents.
- To report all accidents and incidents.

Sunfield WWTP

To… provide information to the District and the general public concerning plant operations and quality of effluent from the plant.

To … maintain a safe working environment by adhering to safety procedures and by staying aware of possible new and safer ways of doing our jobs.

- To continue zero lost-time accidents.
- To continue zero vehicle accidents.
- To report all accidents and incidents.

ECONOMIC DEVELOPMENT GOAL

Shadow Creek WWTP

To… assist in the development of additional treatment capacity within the service area of the District.

Rural Utilities Systems

To … treat all individuals we come into contact with as a potential customer.

To … become more knowledgeable about GBRA resources and programs, so that employees can communicate with potential customers about GBRA programs and services.

To … schedule the Human Resources Manager once per year to explain GBRA's personnel programs and benefits.

Sunfield WWTP

To… assist in the development of additional treatment capacity within the service area of the District.

To … treat all individuals we come into contact with as a potential customer.

To … become more knowledgeable about GBRA resources and programs, so that employees can communicate with potential customers about GBRA programs and services.

TECHNICAL ASSISTANCE AND SUPPORT GOAL

Shadow Creek WWTP

To… provide training to Facility operators to improve their knowledge and skills in waste water treatment.

To… provide information and assistance in pretreatment and water reuse issues.

Rural Utilities Systems
To … strive to achieve maximum degree of training, licenses, and certification.
To … maintain and upgrade certificates and licenses by:
- Attending Texas Engineering Extension Service courses as needed.
- Attending Texas Water Utilities Association meetings for continuing education.

Sunfield WWTP
To… provide training to Facility operators to improve their knowledge and skills in waste water treatment.
To… provide information and assistance in pretreatment and water reuse issues.

COMMUNICATION AND EDUCATION

Shadow Creek WWTP
To … operate in a team environment that allows for efficient internal and external communication.
To… provide technical assistance and information to the District and other entities in the area concerning wastewater pretreatment, treatment, and reuse.

Rural Utilities Systems
To … maintain a positive public image and professional attitude.
To … educate local communities on importance of wastewater treatment, water conservation and beneficial use of biosolids.

Sunfield WWTP
To … operate in a team environment that allows for efficient internal and external communication.
To… provide technical assistance and information to the District and other entities in the area concerning wastewater pretreatment, treatment, and reuse.

(This page was intentionally left blank)

Budget Summary

REVENUES - Rural Utilities

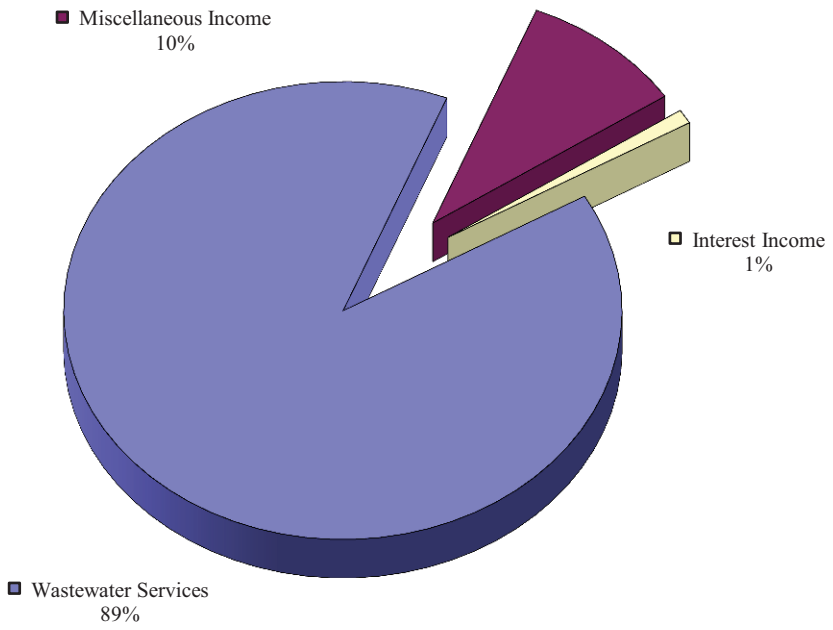

Revenues	FY 2011 Actual	FY 2012 Budget	FY 2013 Budget
Pollution & Industrial Financing			
Power Sales			
Water Sales & Lake Operations			
Recreation & Land Use			
Wastewater Services	1,628,726	1,684,216	1,629,630
Laboratory Services			
Rentals			
Administrative & General			
Miscellaneous Income	11,982	170,006	175,040
Total Operating Revenue	**1,640,708**	**1,854,222**	**1,804,670**
Interest Income	15,956	18,918	18,201
Grand Total Revenues	**1,656,663**	**1,873,140**	**1,822,871**

Budget Summary

EXPENSES - Rural Utilities

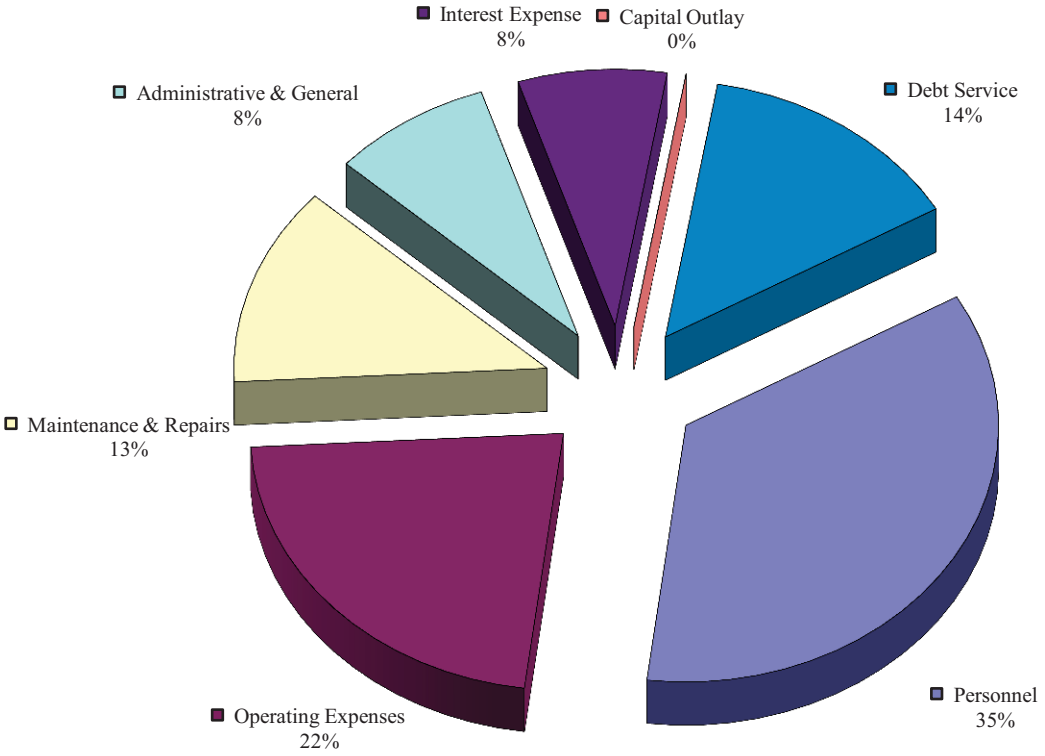

Expenses	FY 2011 Actual	FY 2012 Budget	FY 2013 Budget
Personnel	629,472	738,161	771,393
Operating Expenses	480,434	508,907	483,938
Maintenance & Repairs	259,906	253,113	274,036
Administrative & General	146,952	172,951	180,782
Total Operating Expenses	**1,516,765**	**1,673,131**	**1,710,149**
Interest Expense	227,629	221,170	167,928
Capital Outlay	2,005,868	79,000	
Debt Service	169,956	203,575	305,552
Grand Total Expenses	**3,920,217**	**2,176,876**	**2,183,629**

Rural Utilities Division
Shadow Creek Wastewater Reclamation Facility System
Operating Plan for Fiscal Year Ending 8/31/13

BACKGROUND

The following Work Plan and Budget is based on the treatment of an average sewage flow of 43.70 million gallons per year or 0.120 million gallons per day.

GBRA assumed operations of the Shadow Creek Wastewater Reclamation Facility on January 1, 2006, which consists of retail wastewater collection and treatment of domestic sewage. Two operators divide their time between the Shadow Creek, Buda, and Sunfield Wastewater plants to operate and maintain the systems. The Chief Operator of the Shadow Creek Wastewater Reclamation Facility supervises the System. In addition, some contract labor and support from other GBRA Divisions are included in the form of electrical, preventive maintenance, supervision, engineering, purchasing, laboratory, and administrative functions. GBRA's budget forecast includes all payroll and benefit expenses. In this work plan, the Shadow Creek System will continue to be managed by existing GBRA professionals located in Seguin.

REVENUE SOURCES AND TRENDS

The contract between the North Hays County Municipal Utility District #1 (MUD) and GBRA provides that GBRA operate the plant and associated facilities and bill the customers of the system. The monthly wastewater service fee charged to each residential customer is budgeted to remain at $36.00. The contract also provides that GBRA will bill the District for any cost of operating the plant and collection system not recovered from the customers.

This work plan is based upon a 12-month FY 2013 budget year and the treatment of 43,702,000 gallons. The budgeted FY 2013 service revenue for the Shadow Creek System is $296,028 while total revenue including miscellaneous income and interest earnings amounts to $297,222.

CAPITAL ADDITIONS AND OPERATING EXPENDITURES

The combined capital additions, operating and debt service expenditure budget for FY 2013 amounts to $297,222.

Significant operating and maintenance expenses are power costs of $23,480, biosolids disposal of $40,800, lab supplies and expenses of $18,000, and administrative services fees of $8,040 to be paid to Goforth Special Utility District for collection of charges from customers of the system. Work at the Shadow Creek Boulevard lift station will include raising the manhole and valve vault lids to alleviate flooding issues, replacing pumps at the Marsh Lane, and installing an additional concrete drain pad for the biosolids dewatering boxes. The combined cost for these three projects is approximately $27,000.

With the exception of property insurance, the budget assumes that GBRA will be completely responsible for insurance and risk management and this budget has accordingly included $3,421 for insurance. The budget also includes the standard administration and general cost percentage charged to all operating divisions of GBRA, which for the Shadow Creek System amounts to $21,613 for FY2013.

FUND BALANCE

Funds for the above listed capital additions and maintenance projects as well as all of the other operating expenditures that are summarized in the following pages will be provided from revenues from the customers of the system. The net increase in the fund balance that GBRA anticipates in the Shadow Creek System is $0.

GUADALUPE-BLANCO RIVER AUTHORITY
WORKPLAN AND BUDGET
FISCAL YEAR ENDING AUGUST 31, 2013

030 - SHADOW CREEK WWTP

	FY 2012 BUDGET	FY 2013 BUDGET	FY 2012-2013 DIFFERENCE
OPERATING REVENUES			
WASTEWATER SERVICES:			
SERVICE FEES	267,705	296,028	28,323
Total WASTEWATER SERVICES	**267,705**	**296,028**	**28,323**
MISCELLANEOUS INCOME:			
SEWER CONNECTION/INSPECT FEES	900	450	(450)
MISCELLANEOUS REVENUES	1,440	720	(720)
Total MISCELLANEOUS INCOME	**2,340**	**1,170**	**(1,170)**
TOTAL OPERATING REVENUES	**270,045**	**297,198**	**27,153**
OPERATING EXPENSES			
STAFF TECHNICAL ASSISTANCE	5,137	4,565	(572)
SUPERVISION	13,162	14,876	1,715
LABOR	29,423	34,824	5,401
Total OPERATING SALARIES & WAGES	**47,721**	**54,265**	**6,544**
EMPLOYEE EXPENSES & BENEFITS:			
EMPLOYEES' TRAVEL	600	600	
EMPLOYEE BENEFITS	25,377	26,525	1,147
Total EMPLOYEE EXPENSES & BENEFITS	**25,977**	**27,125**	**1,147**
OPERATING SUPPLIES & SERVICES:			
TRUCK OPERATING EXPENSES	2,200	1,620	(580)
DUES AND MEMBERSHIPS	150	150	
PUBLICATIONS AND BOOKS	60	60	
SMALL TOOLS EXPENSE	250	360	110
TRACTORS AND EQUIPMENT	250	250	
UNIFORMS AND LAUNDRY	1,200	720	(480)
BIOSOLIDS DISPOSAL COSTS	44,000	40,800	(3,200)
BAD DEBT EXPENSE	1,200	1,200	
TRAINING EXPENSES	2,100	2,100	
SAFETY & EMERG. EXPENSES	960	960	
POWER AND UTILITIES	22,000	23,480	1,480
OPERATING CHEMICALS	240	240	
CHLORINE	1,800	1,980	180
ALUM	3,600	5,000	1,400

GUADALUPE-BLANCO RIVER AUTHORITY
WORKPLAN AND BUDGET
FISCAL YEAR ENDING AUGUST 31, 2013

030 - SHADOW CREEK WWTP

	FY 2012 BUDGET	FY 2013 BUDGET	FY 2012-2013 DIFFERENCE
POLYMER	1,000	3,200	2,200
LAB SUPPLIES & EXPENSES	18,000	18,000	
PROFESSIONAL FEES	960	960	
INSPECTION FEES	1,636	1,250	(386)
COMMUNICATIONS	2,000	3,200	1,200
OFFICE SUPPLIES & EXPENSES	300	300	
COMPUTER SUPPLIES & SERVICE	120	120	
ADMIN FEES-GOFORTH WATER	7,800	8,040	240
INSURANCE EXPENSE	3,660	3,421	(239)
MISCELLANEOUS EXPENSES	300	300	
Total OPERATING SUPPLIES & SERVICES	**115,786**	**117,711**	**1,925**
MAINTENANCE & REPAIR			
LABOR	14,939	11,228	(3,711)
MATERIAL	18,240	33,200	14,960
SERVICES	19,060	27,136	8,076
Total MAINTENANCE & REPAIR	**52,239**	**71,564**	**19,325**
TOTAL OPERATING & MAINTENANCE	**241,724**	**270,665**	**28,941**
ADMINISTRATIVE & GENERAL:			
A & G EXPENSES	20,678	21,613	935
Total ADMINISTRATIVE & GENERAL	**20,678**	**21,613**	**935**
TOTAL OPERATING EXPENSES	**262,402**	**292,278**	**29,876**
NET OPERATING INCOME	**7,643**	**4,920**	**(2,723)**

GUADALUPE-BLANCO RIVER AUTHORITY
WORKPLAN AND BUDGET
FISCAL YEAR ENDING AUGUST 31, 2013

030 - SHADOW CREEK WWTP

	FY 2012 BUDGET	FY 2013 BUDGET	FY 2012-2013 DIFFERENCE
OPERATING REVENUES	270,045	297,198	27,153
OPERATING EXPENSES	(262,402)	(292,278)	(29,876)
NET OPERATING INCOME	**7,643**	**4,920**	**(2,723)**
NON-OPERATING REVENUES (EXPENSES)			
INTEREST INCOME:			
INT ON NOW ACCTS	24	24	
Total INTEREST INCOME	**24**	**24**	
INTEREST & BANK FEES:			
INT ON LONG TERM LOANS	(1,000)	(912)	88
Total INTEREST & BANK FEES	**(1,000)**	**(912)**	**88**
TOTAL NON-OPERATING REVENUES (EXPENSES)	**(976)**	**(888)**	**88**
CHANGE IN NET ASSETS	**6,667**	**4,032**	**(2,635)**
INTERFUND LOANS			
DEBT CAPITAL			
BANK LOAN-VEHICLE	20,000		(20,000)
Total DEBT CAPITAL	**20,000**		**(20,000)**
TOTAL FUNDS AVAILABLE	**26,667**	**4,032**	**(22,635)**
PURCHASES OF FIXED ASSETS			
AUTO & HEAVY EQUIPMENT	20,000		(20,000)
Total PURCHASES OF FIXED ASSETS	**20,000**		**(20,000)**
WORK IN PROGRESS			
DEBT SERVICE			

GUADALUPE-BLANCO RIVER AUTHORITY
WORKPLAN AND BUDGET
FISCAL YEAR ENDING AUGUST 31, 2013

030 - SHADOW CREEK WWTP

	FY 2012 BUDGET	FY 2013 BUDGET	FY 2012-2013 DIFFERENCE
LOANS PAID	6,667	4,032	(2,635)
Total DEBT SERVICE	**6,667**	**4,032**	**(2,635)**
TOTAL FUNDS APPLIED	**26,667**	**4,032**	**(22,635)**
NET CHANGE IN FUND BALANCE	**()**	**0**	**0**

GUADALUPE-BLANCO RIVER AUTHORITY
WORKPLAN AND BUDGET
FISCAL YEAR ENDING AUGUST 31, 2013

030 - SHADOW CREEK WWTP

	FY 2012 BUDGET	FY 2013 BUDGET	FY 2012-2013 DIFFERENCE
SALARIES & WAGES DETAIL			
STAFF TECHNICAL ASSISTANCE:			
STA- SUPERVISION	2,470	1,347	(1,122)
STA- CLERICAL	2,667	3,217	550
Total STAFF TECHNICAL ASSISTANCE	**5,137**	**4,565**	**(572)**
SUPERVISION:			
SUPERVISION	13,162	14,876	1,715
Total SUPERVISION	**13,162**	**14,876**	**1,715**
OPERATING LABOR:			
CLERICAL	490	511	21
REG- OPERATING LABOR	22,005	27,162	5,156
REG- MISC LABOR		1,234	1,234
REG- SAFETY & TRAINING	853	907	54
OVT- OPERATING LABOR	6,075	5,010	(1,064)
Total OPERATING LABOR	**29,423**	**34,824**	**5,401**
MAINTENANCE & REPAIR			
M&R-LABOR:			
REG/LBR- OTHER	11,902	8,723	(3,179)
Total M&R-LABOR	**11,902**	**8,723**	**(3,179)**
M&R-OVERTIME:			
OVT/LBR- OTHER	3,037	2,505	(532)
Total M&R-OVERTIME	**3,037**	**2,505**	**(532)**
Total MAINTENANCE & REPAIR	**14,939**	**11,228**	**(3,711)**
WORK IN PROGRESS			
PROJECT DEVELOPMENT			
TOTAL SALARIES & WAGES	**62,660**	**65,493**	**2,833**

GUADALUPE-BLANCO RIVER AUTHORITY
WORKPLAN AND BUDGET
FISCAL YEAR ENDING AUGUST 31, 2013

030 - SHADOW CREEK WWTP

	FY 2012 BUDGET	FY 2013 BUDGET	FY 2012-2013 DIFFERENCE
MAINTENANCE & REPAIR DETAIL			
LABOR:			
REG/LBR- OTHER	11,902	8,723	(3,179)
OVT/LBR- OTHER	3,037	2,505	(532)
Total LABOR	**14,939**	**11,228**	**(3,711)**
MATERIAL:			
M&R/MAT- GROUNDS	240	240	
M&R/MAT- BUILDINGS	240	240	
M&R/MAT- CLARIFIERS	240	240	
M&R/MAT- PUMPS & MOTORS	2,000	19,000	17,000
M&R/MAT- CHEM FEED/SAMPLE	3,900	1,200	(2,700)
M&R/MAT- LINES & VALVES	120	200	80
M&R/MAT- FLOW METER	240	200	(40)
M&R/MAT- LIFT STATION	1,600	3,840	2,240
M&R/MAT- SEWER SYSTEM	480	400	(80)
M&R/MAT- TRUCKS,TRAILER&EQ	840	840	
M&R/MAT- GENERAL MAINT.	240	100	(140)
M&R/MAT- BIOSOLIDS REMOVAL	600	350	(250)
M&R/MAT- SAFETY	120	120	
M&R/MAT- ROADS	120	120	
M&R/MAT- AUX GENERATOR	120	120	
M&R/MAT- BLOWERS	2,800	4,000	1,200
M&R/MAT- INSTRUMNTS/ELECTRICAL	3,200	1,500	(1,700)
M&R/MAT- NON-POTABLE WTR SYSTM	900	250	(650)
M&R/MAT- OTHER	240	240	
Total MATERIAL	**18,240**	**33,200**	**14,960**
SERVICES:			
M&R/SER- GROUNDS		100	100
M&R/SER- BUILDINGS	120	120	
M&R/SER- CLARIFIERS	240	240	
M&R/SER- PUMPS & MOTORS	2,400	2,000	(400)
M&R/SER- CHEM FEED/SAMPLE	1,020	1,600	580
M&R/SER- LINES & VALVES	360	200	(160)
M&R/SER- FLOW METER	840	500	(340)
M&R/SER- LIFT STATION	3,300	6,640	3,340
M&R/SER- SEWER SYSTEM	2,800	1,500	(1,300)
M&R/SER- TRUCKS,TRAILER&EQ	360	360	
M&R/SER- GENERAL MAINT.	720	650	(70)
M&R/SER- BIOSOLIDS REMOVAL	240	7,456	7,216
M&R/SER- SAFETY	120	120	
M&R/SER- AUX GENERATOR	120	500	380

GUADALUPE-BLANCO RIVER AUTHORITY
WORKPLAN AND BUDGET
FISCAL YEAR ENDING AUGUST 31, 2013

030 - SHADOW CREEK WWTP

	FY 2012 BUDGET	FY 2013 BUDGET	FY 2012-2013 DIFFERENCE
M&R/SER- BLOWERS	2,800	2,800	
M&R/SER- INSTRUMNTS/ELECTRICAL	2,300	1,500	(800)
M&R/SER- NON-POTABLE WTR SYSTM	240	250	10
M&R/SER- GEN. OFFICE BLDG	360	100	(260)
M&R/SER- OTHER	720	500	(220)
Total SERVICES	**19,060**	**27,136**	**8,076**
TOTAL MAINTENANCE & REPAIR	**52,239**	**71,564**	**19,325**

(This page was intentionally left blank)

Rural Utilities Division
Canyon Park Wastewater Treatment Plant System
Operating Plan for Fiscal Year Ending 8/31/13

BACKGROUND

The Rural Utilities Division is responsible for operating four wastewater reclamation systems that include Canyon Park Estates, Dunlap, Springs Hill and Northcliffe.

The four wastewater treatment plants named above range in treatment capacity from a high of 950,000 gallons per day (gpd) at the Dunlap Plant to a low of 180,000 gpd at Canyon Park Estates. All of the plants use an extended air activated sludge treatment process.

The Canyon Park Estates Wastewater Reclamation facility is permitted by the Texas Commission on Environmental Quality to dispose of treated domestic wastewater effluent at a daily average flow not to exceed 180,000 gallons per day.

REVENUE SOURCES AND TRENDS

Revenues are obtained through connection and service fees from customers of the Canyon Park Estates wastewater treatment plant. The total FY 2013 service fee revenue for the plant is projected to remain relatively stable, only increasing $504.

CAPITAL ADDITIONS AND OPERATING EXPENDITURES

The following Work Plan and Budget describes the operations and maintenance to be performed during FY 2013 at the Canyon Park Estates plant. The objective of the Work Plan and Budget is to keep the wastewater plant operating in a manner necessary to ensure that the quality of effluent meets or exceeds all permit requirements and is suitable for municipal, agricultural and industrial supplies, as well as recreational uses and aquatic life. The Work Plan and Budget also will provide employees the training necessary for continued improvement and professional development.

Since the utility plant is relatively small, full-time personnel are not required in order to accomplish the mission. Five licensed employees, four operators and a chief operator/maintenance supervisor, provide operation and maintenance of the system on a daily basis. Additional manpower and equipment required for maintenance and technical services are transferred as needed from other operating divisions of GBRA. The Division Manager-Guadalupe/Gonzales Counties provides supervision of the division.

In an effort to provide advanced training and maintain Texas Commission on Environmental Quality wastewater licenses for all division employees, operating personnel will attend several Texas Engineering Extension Service courses including a hazardous materials course. Personnel will also attend the Texas Water Utilities Association annual wastewater school as well as attend electrical training classes throughout the year. In-house training programs will be held on first aid, CPR, hazard communications and team training.

Significant maintenance expenses and capital improvements for the ensuing Fiscal Year include:

1. Instrumentation Services, Inc. (ISI) to continue predictive maintenance on all plant equipment - $1,100.
2. Continue collection system repairs in order to reduce inflow and infiltration of rainwater - $3,000.
3. Removal of bio-solids (sludge) from the plant and delivery to the bio-solids application site - $9,000.
4. Replace the rotating units on two pumps used to return the activated sludge $4,000.
5. Replace an aerator - $25,000

There are no capital additions scheduled during FY 2013 other than the aforementioned $25,000 aerator replacement shown in the work in progress portion of this budget.

FUND BALANCE

Funds for the above listed capital additions and maintenance projects as well as all of the other operating expenditures that are summarized in the following pages will be provided from revenues from customer billings and from funds previously collected and set aside for capital expenditures. Total is estimated to exceed operation, maintenance and capital expenditures for FY 2013 by $735, as a result of the fund balance for the Canyon Park Estates System is expected to increase by the same amount.

GUADALUPE-BLANCO RIVER AUTHORITY
WORKPLAN AND BUDGET
FISCAL YEAR ENDING AUGUST 31, 2013

032 - CANYON PARK WWTP

	FY 2012 BUDGET	FY 2013 BUDGET	FY 2012-2013 DIFFERENCE
OPERATING REVENUES			
WASTEWATER SERVICES:			
SERVICE FEES	268,652	269,156	504
Total WASTEWATER SERVICES	**268,652**	**269,156**	**504**
MISCELLANEOUS INCOME:			
SEWER CONNECTION/INSPECT FEES	2,900	2,900	
Total MISCELLANEOUS INCOME	**2,900**	**2,900**	
TOTAL OPERATING REVENUES	**271,552**	**272,056**	**504**
OPERATING EXPENSES			
STAFF TECHNICAL ASSISTANCE	7,418	9,493	2,075
SUPERVISION	9,287	8,837	(450)
LABOR	50,979	53,881	2,901
Total OPERATING SALARIES & WAGES	**67,685**	**72,211**	**4,526**
EMPLOYEE EXPENSES & BENEFITS:			
EMPLOYEES' TRAVEL	300	300	
EMPLOYEE BENEFITS	34,919	37,075	2,155
Total EMPLOYEE EXPENSES & BENEFITS	**35,219**	**37,375**	**2,155**
OPERATING SUPPLIES & SERVICES:			
TRUCK OPERATING EXPENSES	4,500	4,800	300
BUILDING RENTAL	2,268	2,268	
DUES AND MEMBERSHIPS	150	150	
PUBLICATIONS AND BOOKS	50	50	
SMALL TOOLS EXPENSE	500	500	
UNIFORMS AND LAUNDRY	450	400	(50)
TRAINING EXPENSES	1,400	1,000	(400)
SAFETY & EMERG. EXPENSES	1,300	1,000	(300)
SECURITY EXPENSE	100	100	
POWER AND UTILITIES	26,000	26,000	
AUXILLARY POWER EXPENSE	400	400	
CHLORINE	1,200	1,200	
ALUM	8,000	7,500	(500)
POLYMER	800	1,400	600
LAB SUPPLIES & EXPENSES	15,000	15,000	

GUADALUPE-BLANCO RIVER AUTHORITY
WORKPLAN AND BUDGET
FISCAL YEAR ENDING AUGUST 31, 2013

032 - CANYON PARK WWTP

	FY 2012 BUDGET	FY 2013 BUDGET	FY 2012-2013 DIFFERENCE
PROFESSIONAL FEES	1,200	1,200	
INSPECTION FEES	1,400	1,400	
COMMUNICATIONS	900	1,000	100
OFFICE SUPPLIES & EXPENSES	200	200	
COMPUTER SUPPLIES & SERVICE	900	1,640	740
BANK SERVICE FEES	1,000	500	(500)
INSURANCE EXPENSE	3,278	4,365	1,087
MISCELLANEOUS EXPENSES	1,000	500	(500)
Total OPERATING SUPPLIES & SERVICES	**71,996**	**72,573**	**577**
MAINTENANCE & REPAIR			
LABOR	18,536	19,331	795
MATERIAL	14,250	15,650	1,400
SERVICES	24,380	24,180	(200)
Total MAINTENANCE & REPAIR	**57,166**	**59,161**	**1,995**
TOTAL OPERATING & MAINTENANCE	**232,067**	**241,320**	**9,253**
ADMINISTRATIVE & GENERAL:			
A & G EXPENSES	28,453	30,209	1,756
Total ADMINISTRATIVE & GENERAL	**28,453**	**30,209**	**1,756**
TOTAL OPERATING EXPENSES	**260,520**	**271,529**	**11,009**
NET OPERATING INCOME	**11,032**	**527**	**(10,505)**

GUADALUPE-BLANCO RIVER AUTHORITY
WORKPLAN AND BUDGET
FISCAL YEAR ENDING AUGUST 31, 2013

032 - CANYON PARK WWTP

	FY 2012 BUDGET	FY 2013 BUDGET	FY 2012-2013 DIFFERENCE
OPERATING REVENUES	271,552	272,056	504
OPERATING EXPENSES	(260,520)	(271,529)	(11,009)
NET OPERATING INCOME	**11,032**	**527**	**(10,505)**
NON-OPERATING REVENUES (EXPENSES)			
INTEREST INCOME:			
INT ON NOW ACCTS	24	24	
CANYON PARK EXPANSION FD.	5,700	5,544	(156)
Total INTEREST INCOME	**5,724**	**5,568**	**(156)**
INTEREST & BANK FEES:			
INT ON LONG TERM LOANS	(500)	(600)	(100)
Total INTEREST & BANK FEES	**(500)**	**(600)**	**(100)**
TOTAL NON-OPERATING REVENUES (EXPENSES)	**5,224**	**4,968**	**(256)**
CHANGE IN NET ASSETS	**16,256**	**5,495**	**(10,761)**
CHANGE IN RESTRICTED FUNDS	**12,000**	**23,000**	**11,000**
INTERFUND LOANS			
DEBT CAPITAL			
BANK LOANS	10,000		(10,000)
Total DEBT CAPITAL	**10,000**		**(10,000)**
TOTAL FUNDS AVAILABLE	**38,256**	**28,495**	**(9,761)**
PURCHASES OF FIXED ASSETS			
MISCELLANEOUS EQUIPMENT	11,000		(11,000)
Total PURCHASES OF FIXED ASSETS	**11,000**		**(11,000)**
WORK IN PROGRESS			
WIP-OPERATING	25,000	25,000	
Total WORK IN PROGRESS	**25,000**	**25,000**	

GUADALUPE-BLANCO RIVER AUTHORITY
WORKPLAN AND BUDGET
FISCAL YEAR ENDING AUGUST 31, 2013

032 - CANYON PARK WWTP

	FY 2012 BUDGET	FY 2013 BUDGET	FY 2012-2013 DIFFERENCE
DEBT SERVICE			
LOANS PAID	1,800	2,760	960
Total DEBT SERVICE	**1,800**	**2,760**	**960**
TOTAL FUNDS APPLIED	**37,800**	**27,760**	**(10,040)**
NET CHANGE IN FUND BALANCE	**456**	**735**	**279**

GUADALUPE-BLANCO RIVER AUTHORITY
WORKPLAN AND BUDGET
FISCAL YEAR ENDING AUGUST 31, 2013

032 - CANYON PARK WWTP

	FY 2012 BUDGET	FY 2013 BUDGET	FY 2012-2013 DIFFERENCE
SALARIES & WAGES DETAIL			
STAFF TECHNICAL ASSISTANCE:			
STA- SUPERVISION	3,888	4,909	1,021
STA- CLERICAL	3,531	4,584	1,054
Total STAFF TECHNICAL ASSISTANCE	**7,418**	**9,493**	**2,075**
SUPERVISION:			
SUPERVISION	9,287	8,837	(450)
Total SUPERVISION	**9,287**	**8,837**	**(450)**
OPERATING LABOR:			
CLERICAL	415	644	229
REG- OPERATING LABOR	44,968	47,901	2,933
REG- PURCHASING AGENT	208	211	2
REG- SAFETY & TRAINING	29		(29)
OVT- OPERATING LABOR	4,602	4,367	(235)
REG- WORKING HOLIDAY LABOR	757	757	0
Total OPERATING LABOR	**50,979**	**53,881**	**2,901**
MAINTENANCE & REPAIR			
M&R-LABOR:			
REG/LBR- OTHER	17,253	17,986	732
Total M&R-LABOR	**17,253**	**17,986**	**732**
M&R-OVERTIME:			
OVT/LBR- OTHER	1,283	1,346	63
Total M&R-OVERTIME	**1,283**	**1,346**	**63**
Total MAINTENANCE & REPAIR	**18,536**	**19,331**	**795**
WORK IN PROGRESS			
PROJECT DEVELOPMENT			
TOTAL SALARIES & WAGES	**86,221**	**91,542**	**5,321**

GUADALUPE-BLANCO RIVER AUTHORITY
WORKPLAN AND BUDGET
FISCAL YEAR ENDING AUGUST 31, 2013

032 - CANYON PARK WWTP

	FY 2012 BUDGET	FY 2013 BUDGET	FY 2012-2013 DIFFERENCE
MAINTENANCE & REPAIR DETAIL			
LABOR:			
REG/LBR- OTHER	17,253	17,986	732
OVT/LBR- OTHER	1,283	1,346	63
Total LABOR	**18,536**	**19,331**	**795**
MATERIAL:			
M&R/MAT- GROUNDS	200	100	(100)
M&R/MAT- BUILDINGS	1,200	600	(600)
M&R/MAT- CLARIFIERS	300	800	500
M&R/MAT- PUMPS & MOTORS	2,500	5,000	2,500
M&R/MAT- CHEM FEED/SAMPLE	1,200	2,000	800
M&R/MAT- GREASE EQUIPMENT	200	200	
M&R/MAT- CONTROL SYSTEMS	800	800	
M&R/MAT- LINES & VALVES	300	400	100
M&R/MAT- FLOW METER	200	200	
M&R/MAT- LIFT STATION	3,000	2,000	(1,000)
M&R/MAT- SEWER SYSTEM	1,000	700	(300)
M&R/MAT- TRUCKS,TRAILER&EQ	300	200	(100)
M&R/MAT- RADIO EQUIPMENT	50	50	
M&R/MAT- GENERAL MAINT.	200	100	(100)
M&R/MAT- BIOSOLIDS REMOVAL	800	800	
M&R/MAT- SAFETY	200	200	
M&R/MAT - BIOSOLIDS SITE	500	500	
M&R/MAT- SCADA	300	300	
M&R/MAT- AUX GENERATOR	500	400	(100)
M&R/MAT- OTHER	500	300	(200)
Total MATERIAL	**14,250**	**15,650**	**1,400**
SERVICES:			
M&R/SER- GROUNDS	1,400	2,000	600
M&R/SER- PUMPS & MOTORS	2,500	2,500	
M&R/SER- CHEM FEED/SAMPLE	400	300	(100)
M&R/SER- CONTROL SYSTEMS	1,000	900	(100)
M&R/SER- FLOW METER	500	400	(100)
M&R/SER- LIFT STATION	1,000	1,000	
M&R/SER- SEWER SYSTEM	2,500	3,000	500
M&R/SER- TRUCKS,TRAILER&EQ	1,200	1,200	
M&R/SER- RADIO EQUIPMENT	150	150	
M&R/SER- GENERAL MAINT.	200	200	
M&R/SER- BIOSOLIDS REMOVAL	10,000	9,000	(1,000)
M&R/SER - BIOSOLIDS SITE	500	500	
M&R/SER- SCADA	1,500	1,500	

GUADALUPE-BLANCO RIVER AUTHORITY
WORKPLAN AND BUDGET
FISCAL YEAR ENDING AUGUST 31, 2013

032 - CANYON PARK WWTP

	FY 2012 BUDGET	FY 2013 BUDGET	FY 2012-2013 DIFFERENCE
M&R/SER- AUX GENERATOR	1,000	1,000	
M&R/SER- GEN. OFFICE BLDG	30	30	
M&R/SER- OTHER	500	500	
Total SERVICES	**24,380**	**24,180**	**(200)**
TOTAL MAINTENANCE & REPAIR	**57,166**	**59,161**	**1,995**

GUADALUPE-BLANCO RIVER AUTHORITY
WORKPLAN AND BUDGET
FISCAL YEAR ENDING AUGUST 31, 2013

032 - CANYON PARK WWTP

	FY 2012 BUDGET	FY 2013 BUDGET	FY 2012-2013 DIFFERENCE
WIP - OPERATING			
REPLACE AERATOR-SERVICE	25,000	25,000	
Total	**25,000**	**25,000**	
TOTAL WIP - OPERATING	**25,000**	**25,000**	

Rural Utilities Division
Dunlap Wastewater Treatment Plant System
Operating Plan for Fiscal Year Ending 8/31/13

BACKGROUND

The Rural Utilities Division is responsible for operating four wastewater reclamation systems that include Canyon Park Estates, Dunlap, Springs Hill and Northcliffe.

The four wastewater treatment plants named above range in treatment capacity from a high of 950,000 gallons per day (gpd) at the Dunlap Plant to a low of 180,000 gpd at Canyon Park Estates. All of the plants use an extended air activated sludge treatment process.

The Dunlap Wastewater Reclamation facility is permitted by the Texas Commission on Environmental Quality to dispose of treated domestic wastewater effluent at a daily average flow not to exceed 950,000 gallons per day.

REVENUE SOURCES AND TRENDS

Revenues are obtained through connection and service fees from customers of the Dunlap wastewater treatment plant. The total service fee revenue for the plant will increase by $27,048 due to an increase in the number of customers receiving wastewater service from the plant and due to a $2 per month increase in the Dunlap systems customer service fee.

CAPITAL ADDITIONS AND OPERATING EXPENDITURES

The following Work Plan and Budget describes the operations and maintenance to be performed during FY 2013 at the Dunlap Wastewater Treatment Plant. The objective of the Work Plan and Budget is to keep the wastewater plant operating in a manner necessary to ensure that the quality of effluent meets all permit requirements and is suitable for municipal, agricultural and industrial supplies, as well as recreational uses and aquatic life. The Work Plan and Budget also will provide employees the training necessary for continued improvement and professional development.

Since the utility plant is relatively small, full-time personnel are not required in order to accomplish the mission. Five licensed employees, four operators and a chief operator/maintenance supervisor, provide operation and maintenance to the system on a daily basis. Additional manpower and equipment required for maintenance and technical services are transferred as needed from other operating divisions of GBRA. The Division Manager-Guadalupe/Gonzales Counties provides supervision of the division.

In an effort to provide advanced training and maintain Texas Commission on Environmental Quality wastewater licenses for all division employees, operating personnel will attend several Texas Engineering Extension Service courses including a hazardous materials course. Personnel will also attend the Texas Water Utilities Association annual wastewater school as well as attend electrical training classes throughout the year. In-house training programs will be held on first aid, CPR, hazard communications and team training.

Significant maintenance expenses for the ensuing Fiscal Year include:

1. Instrumentation Services, Inc. to continue predictive maintenance on all plant equipment - $1,100.
2. Continue repairs to collection system to reduce inflow and infiltration of rainwater - $10,000.
3. Removal of bio-solids (sludge) from the plant and delivery to the bio-solids application site - $20,000.
4. Lift station maintenance (material and services) - $19,000.
5. Sewer system maintenance (material and services) - $19,000.

No capital additions scheduled during FY 2013.

Total operating expenses are projected to increase $77,160 or 16.71% in FY 2013. The majority of this increase, approximately $65,000, relates to more personnel costs due to the planned expansion project this year.

Construction expenditures for FY 2013 are for the replacement of the River Bend Lift Station at a projected cost of $738,238. This replacement is required due to the approximate 40 year old age of the current station, increased wastewater flows in the area, and the close proximity of the current station to the Guadalupe River.

FUND BALANCE

Funds for the above listed capital additions and maintenance projects as well as all of the other operating expenditures that are summarized in the following pages will be provided from revenues from customer billings, and an interfund loan from GBRA's General Division in the amount of $369,200. Funds for the construction projects will be provided from a $2,600,000 tax exempt bank loan received in FY2012. The net increase in fund balance that GBRA anticipates in the Dunlap System after paying all FY 2013 budgeted expenditures is $33.

GUADALUPE-BLANCO RIVER AUTHORITY
WORKPLAN AND BUDGET
FISCAL YEAR ENDING AUGUST 31, 2013

033 - DUNLAP WWTP

	FY 2012 BUDGET	FY 2013 BUDGET	FY 2012-2013 DIFFERENCE
OPERATING REVENUES			
WASTEWATER SERVICES:			
SERVICE FEES	410,136	437,184	27,048
Total WASTEWATER SERVICES	**410,136**	**437,184**	**27,048**
MISCELLANEOUS INCOME:			
CONNECTION FEES	131,696	65,700	(65,996)
INSPECTION FEES	13,750	13,750	
SEWER CONN/INSP -LEGENDS POND		72,200	72,200
MISCELLANEOUS REVENUES	19,320	19,320	
Total MISCELLANEOUS INCOME	**164,766**	**170,970**	**6,204**
TOTAL OPERATING REVENUES	**574,902**	**608,154**	**33,252**
OPERATING EXPENSES			
STAFF TECHNICAL ASSISTANCE	58,748	94,620	35,872
SUPERVISION	14,271	13,535	(736)
LABOR	56,783	61,428	4,646
Total OPERATING SALARIES & WAGES	**129,802**	**169,583**	**39,782**
EMPLOYEE EXPENSES & BENEFITS:			
EMPLOYEES' TRAVEL	200	300	100
EMPLOYEE BENEFITS	60,425	77,272	16,847
Total EMPLOYEE EXPENSES & BENEFITS	**60,625**	**77,572**	**16,947**
OPERATING SUPPLIES & SERVICES:			
TRUCK OPERATING EXPENSES	7,800	9,000	1,200
BUILDING RENTAL	2,268	2,268	
DUES AND MEMBERSHIPS	200	200	
PUBLICATIONS AND BOOKS	50	50	
SMALL TOOLS EXPENSE	400	400	
UNIFORMS AND LAUNDRY	450	600	150
TRAINING EXPENSES	1,000	1,000	
SAFETY & EMERG. EXPENSES	1,000	1,000	
SECURITY EXPENSE	150	150	
POWER AND UTILITIES	55,000	50,000	(5,000)
CHLORINE	400	500	100
ALUM	8,000	10,000	2,000

GUADALUPE-BLANCO RIVER AUTHORITY
WORKPLAN AND BUDGET
FISCAL YEAR ENDING AUGUST 31, 2013

033 - DUNLAP WWTP

	FY 2012 BUDGET	FY 2013 BUDGET	FY 2012-2013 DIFFERENCE
POLYMER	1,000	1,500	500
LAB SUPPLIES & EXPENSES	17,000	19,500	2,500
PROFESSIONAL FEES	1,500	1,500	
INSPECTION FEES	9,300	9,300	
COMMUNICATIONS	2,000	2,000	
OFFICE SUPPLIES & EXPENSES	400	400	
COMPUTER SUPPLIES & SERVICE	900	900	
BANK SERVICE FEES	200		(200)
INSURANCE EXPENSE	10,795	11,176	381
MISCELLANEOUS EXPENSES	1,500	1,000	(500)
Total OPERATING SUPPLIES & SERVICES	**121,313**	**122,444**	**1,131**
MAINTENANCE & REPAIR			
LABOR	19,397	21,212	1,815
MATERIAL	24,900	26,100	1,200
SERVICES	56,523	59,950	3,427
Total MAINTENANCE & REPAIR	**100,820**	**107,262**	**6,442**
TOTAL OPERATING & MAINTENANCE	**412,560**	**476,861**	**64,301**
ADMINISTRATIVE & GENERAL:			
A & G EXPENSES	49,235	62,962	13,727
Total ADMINISTRATIVE & GENERAL	**49,235**	**62,962**	**13,727**
TOTAL OPERATING EXPENSES	**461,796**	**539,823**	**78,028**
NET OPERATING INCOME	**113,106**	**68,331**	**(44,776)**

GUADALUPE-BLANCO RIVER AUTHORITY
WORKPLAN AND BUDGET
FISCAL YEAR ENDING AUGUST 31, 2013

033 - DUNLAP WWTP

	FY 2012 BUDGET	FY 2013 BUDGET	FY 2012-2013 DIFFERENCE
OPERATING REVENUES	574,902	608,154	33,252
OPERATING EXPENSES	(461,796)	(539,823)	(78,028)
NET OPERATING INCOME	**113,106**	**68,331**	**(44,776)**
NON-OPERATING REVENUES (EXPENSES)			
INTEREST INCOME:			
INT ON NOW ACCTS	24	24	
INT ON DUNLAP RESERVE	4,800	4,800	
INT ON DUNLAP I&S FUND	300	300	
Total INTEREST INCOME	**5,124**	**5,124**	
INTEREST & BANK FEES:			
INT ON LONG TERM LOANS	(217,920)	(166,416)	51,504
Total INTEREST & BANK FEES	**(217,920)**	**(166,416)**	**51,504**
TOTAL NON-OPERATING REVENUES (EXPENSES)	**(212,796)**	**(161,292)**	**51,504**
CHANGE IN NET ASSETS	**(99,690)**	**(92,961)**	**6,728**
CHANGE IN RESTRICTED FUNDS		**742,960**	**742,960**
INTERFUND LOANS			
DEBT CAPITAL			
BANK LOANS	1,861,757		(1,861,757)
GENERAL LOANS	302,000	369,200	67,200
Total DEBT CAPITAL	**2,163,757**	**369,200**	**(1,794,557)**
TOTAL FUNDS AVAILABLE	**2,064,067**	**1,019,199**	**(1,044,869)**
PURCHASES OF FIXED ASSETS			
MISCELLANEOUS EQUIPMENT	11,000		(11,000)
Total PURCHASES OF FIXED ASSETS	**11,000**		**(11,000)**
WORK IN PROGRESS			

GUADALUPE-BLANCO RIVER AUTHORITY
WORKPLAN AND BUDGET
FISCAL YEAR ENDING AUGUST 31, 2013

033 - DUNLAP WWTP

	FY 2012 BUDGET	FY 2013 BUDGET	FY 2012-2013 DIFFERENCE
WIP-OPERATING	1,285,757		(1,285,757)
WIP-CONSTRUCTION	576,000	742,960	166,960
Total WORK IN PROGRESS	**1,861,757**	**742,960**	**(1,118,797)**
PROJECT DEVELOPMENT	**22,142**	**3,446**	**(18,696)**
DEBT SERVICE			
LOANS PAID	168,804	272,760	103,956
Total DEBT SERVICE	**168,804**	**272,760**	**103,956**
TOTAL FUNDS APPLIED	**2,063,703**	**1,019,166**	**(1,044,537)**
NET CHANGE IN FUND BALANCE	**365**	**33**	**(332)**

GUADALUPE-BLANCO RIVER AUTHORITY
WORKPLAN AND BUDGET
FISCAL YEAR ENDING AUGUST 31, 2013

033 - DUNLAP WWTP

	FY 2012 BUDGET	FY 2013 BUDGET	FY 2012-2013 DIFFERENCE
SALARIES & WAGES DETAIL			
STAFF TECHNICAL ASSISTANCE:			
STA- SUPERVISION	52,180	85,613	33,433
STA- CLERICAL	6,568	9,007	2,439
Total STAFF TECHNICAL ASSISTANCE	**58,748**	**94,620**	**35,872**
SUPERVISION:			
SUPERVISION	14,271	13,535	(736)
Total SUPERVISION	**14,271**	**13,535**	**(736)**
OPERATING LABOR:			
CLERICAL	715	1,485	770
REG- OPERATING LABOR	47,837	51,591	3,754
REG- PURCHASING AGENT	369	426	57
REG- SAFETY & TRAINING	51		(51)
OVT- OPERATING LABOR	6,468	6,394	(73)
REG- WORKING HOLIDAY LABOR	1,343	1,532	189
Total OPERATING LABOR	**56,783**	**61,428**	**4,646**
MAINTENANCE & REPAIR			
M&R-LABOR:			
REG/LBR- OTHER	18,114	19,866	1,752
Total M&R-LABOR	**18,114**	**19,866**	**1,752**
M&R-OVERTIME:			
OVT/LBR- OTHER	1,283	1,346	63
Total M&R-OVERTIME	**1,283**	**1,346**	**63**
Total MAINTENANCE & REPAIR	**19,397**	**21,212**	**1,815**
WORK IN PROGRESS			
WIP-STAFF:			
DUNLAP REG WW LS ROW -STAFF	56,113		(56,113)
DUNLAP REG WW LS CONST-STAFF		5,325	5,325
RIVER BEND PUMP STATION-STAFF		6,180	6,180

GUADALUPE-BLANCO RIVER AUTHORITY
WORKPLAN AND BUDGET
FISCAL YEAR ENDING AUGUST 31, 2013

033 - DUNLAP WWTP

	FY 2012 BUDGET	FY 2013 BUDGET	FY 2012-2013 DIFFERENCE
Total WIP-STAFF	**56,113**	**11,505**	**(44,608)**
Total WORK IN PROGRESS	**56,113**	**11,505**	**(44,608)**
PROJECT DEVELOPMENT			
PD-STAFF:			
DUNLAP AREA MASTER PLAN-STAFF	3,962	1,986	(1,976)
Total PD-STAFF	**3,962**	**1,986**	**(1,976)**
PD-SUPERVISION & LABOR:			
MISC PROJ DEV-NON GEN EMPL	1,464		(1,464)
LEGENDS POND EXPAN-NON GEN EMP	2,641		(2,641)
DUNLAP AREA MASTER PLAN-SUPERV	4,694		(4,694)
Total PD-SUPERVISION & LABOR	**8,800**		**(8,800)**
Total PROJECT DEVELOPMENT	**12,762**	**1,986**	**(10,776)**
TOTAL SALARIES & WAGES	**218,073**	**204,285**	**(13,788)**

GUADALUPE-BLANCO RIVER AUTHORITY
WORKPLAN AND BUDGET
FISCAL YEAR ENDING AUGUST 31, 2013

033 - DUNLAP WWTP

	FY 2012 BUDGET	FY 2013 BUDGET	FY 2012-2013 DIFFERENCE
MAINTENANCE & REPAIR DETAIL			
LABOR:			
REG/LBR- OTHER	18,114	19,866	1,752
OVT/LBR- OTHER	1,283	1,346	63
Total LABOR	**19,397**	**21,212**	**1,815**
MATERIAL:			
M&R/MAT- GROUNDS	100	100	
M&R/MAT- BUILDINGS	3,500	5,000	1,500
M&R/MAT- COMMINUTOR	200	200	
M&R/MAT- CLARIFIERS	200	200	
M&R/MAT- PAINT EQUIPMENT		100	100
M&R/MAT- PUMPS & MOTORS	900	1,000	100
M&R/MAT- CHEM FEED/SAMPLE	500	500	
M&R/MAT- GREASE EQUIPMENT	200	200	
M&R/MAT- CONTROL SYSTEM	800	900	100
M&R/MAT- LINES & VALVES	400	900	500
M&R/MAT- FLOW METERS	200	200	
M&R/MAT- LIFT STATION	10,000	9,000	(1,000)
M&R/MAT- SEWER SYSTEM	2,000	2,000	
M&R/MAT- TRUCKS,TRAILER&EQ	400	300	(100)
M&R/MAT- RADIO EQUIPMENT	100	100	
M&R/MAT- GENERAL MAINT.	100	100	
M&R/MAT- BIOSOLIDS REMOVAL	900	900	
M&R/MAT- SAFETY	200	200	
M&R/MAT- STORAGE BUILDING	100	100	
M&R/MAT- ROADS	100	100	
M&R/MAT - BIOSOLIDS SITE	300	300	
M&R/MAT- SCADA	900	900	
M&R/MAT- AUX GENERATOR	200	200	
M&R/MAT- U.V. SYSTEM	2,500	2,500	
M&R/MAT- OTHER	100	100	
Total MATERIAL	**24,900**	**26,100**	**1,200**
SERVICES:			
M&R/SER- GROUNDS	3,500	4,800	1,300
M&R/SER- COMMINUTOR	200	200	
M&R/SER- CLARIFIERS	400	400	
M&R/SER- PUMPS & MOTORS	1,000	1,300	300
M&R/SER- CHEM FEED/SAMPLE	200	200	
M&R/SER- CONTROL SYSTEM	500	900	400
M&R/SER- LINES & VALVES		6,000	6,000
M&R/SER- FLOW METERS	400	400	

GUADALUPE-BLANCO RIVER AUTHORITY
WORKPLAN AND BUDGET
FISCAL YEAR ENDING AUGUST 31, 2013

033 - DUNLAP WWTP

	FY 2012 BUDGET	FY 2013 BUDGET	FY 2012-2013 DIFFERENCE
M&R/SER- LIFT STATION	9,000	9,000	
M&R/SER- SEWER SYSTEM	17,000	15,000	(2,000)
M&R/SER- TRUCKS,TRAILER&EQ	1,000	900	(100)
M&R/SER- RADIO EQUIPMENT	100	100	
M&R/SER- GENERAL MAINT.	100	100	
M&R/SER- BIOSOLIDS REMOVAL	20,000	18,000	(2,000)
M&R/SER - BIOSOLIDS SITE	300	300	
M&R/SER- SCADA	800	800	
M&R/SER- AUX GENERATOR	1,500	1,500	
M&R/SER- U.V. SYSTEM	500		(500)
M&R/SER- GEN. OFFICE BLDG	23	50	27
Total SERVICES	**56,523**	**59,950**	**3,427**
TOTAL MAINTENANCE & REPAIR	**100,820**	**107,262**	**6,442**

GUADALUPE-BLANCO RIVER AUTHORITY
WORKPLAN AND BUDGET
FISCAL YEAR ENDING AUGUST 31, 2013

033 - DUNLAP WWTP

	FY 2012 BUDGET	FY 2013 BUDGET	FY 2012-2013 DIFFERENCE
PROJECT DEVELOPMENT			
MISC PROJ DEV-BENEFITS	593		(593)
MISC PROJ DEV-A&G	483		(483)
MISC PROJ DEV-NON GEN EMPL	1,464		(1,464)
Total	**2,540**		**(2,540)**
LEGENDS POND EXPANSION-BENF	1,070		(1,070)
LEGENDS POND EXPANSION-A&G	872		(872)
LEGENDS POND EXPAN-NON GEN EMP	2,641		(2,641)
Total	**4,583**		**(4,583)**
DUNLAP AREA MASTER PLAN-STAFF	3,962	1,986	(1,976)
DUNLAP AREA MASTER PLAN-BENEFT	3,506	804	(2,702)
DUNLAP AREA MASTER PLAN-A&G	2,857	655	(2,201)
DUNLAP AREA MASTER PLAN-SUPERV	4,694		(4,694)
Total	**15,019**	**3,446**	**(11,573)**
TOTAL PROJECT DEVELOPMENT	**22,142**	**3,446**	**(18,696)**

GUADALUPE-BLANCO RIVER AUTHORITY
WORKPLAN AND BUDGET
FISCAL YEAR ENDING AUGUST 31, 2013

033 - DUNLAP WWTP

	FY 2012 BUDGET	FY 2013 BUDGET	FY 2012-2013 DIFFERENCE
WIP - OPERATING			
DUNLAP REGIONAL WW LS-STAFF	56,113		(56,113)
DUNLAP REGIONAL WW LS-BENEFITS	22,726		(22,726)
DUNLAP REGIONAL WW LS-TRAVEL	5,000		(5,000)
DUNLAP REGIONAL WW LS-SERVICE	5,000		(5,000)
DUNLAP REGIONAL WW LS-A&G	18,517		(18,517)
DUNLAP REGIONAL WW LS-LEGAL	10,000		(10,000)
DUNLAP REGIONAL WW LS-PROF FEE	95,000		(95,000)
DUNLAP REGIONAL WW LS-CONST	950,000		(950,000)
DUNLAP REGIONAL WW LS-MAT'L	5,000		(5,000)
DUNLAP REGIONAL WW LS-MISC/WO	5,000		(5,000)
Total	**1,172,356**		**(1,172,356)**
MIDTEX COLLECTION SYST-TRAVEL	700		(700)
MIDTEX COLLECTION SYST-MAT'L	95,201		(95,201)
MIDTEX COLLECTION SYST-MISC/WO	3,000		(3,000)
Total	**98,901**		**(98,901)**
LEGEND POND DEV-PROF FEE	5,000		(5,000)
Total	**5,000**		**(5,000)**
WHITE WING SUBD WW-TRAVEL	500		(500)
WHITE WING SUBD WW-SERVICE	500		(500)
WHITE WING SUBD WW-PROF FEE	2,000		(2,000)
WHITE WING SUBD WW-CONST	5,000		(5,000)
WHITE WING SUBD WW-MAT'L	500		(500)
WHITE WING SUBD WW-MISC/W.OFF	1,000		(1,000)
Total	**9,500**		**(9,500)**
TOTAL WIP - OPERATING	**1,285,757**		**(1,285,757)**

GUADALUPE-BLANCO RIVER AUTHORITY
WORKPLAN AND BUDGET
FISCAL YEAR ENDING AUGUST 31, 2013

033 - DUNLAP WWTP

	FY 2012 BUDGET	FY 2013 BUDGET	FY 2012-2013 DIFFERENCE
WIP - CONSTRUCTION			
DUNLAP REG WW LS CONST-STAFF		5,325	5,325
DUNLAP REG WW LS CONST-BENEFIT		2,156	2,156
DUNLAP REG WW LS CONST-A&G		1,757	1,757
Total		**9,238**	**9,238**
RIVER BEND PUMP STATION-STAFF		6,180	6,180
RIVER BEND PUMP STATION-BENEFI		2,503	2,503
RIVER BEND PUMP STATION-TRAVEL	5,000	1,000	(4,000)
RIVER BEND PUMP STATION-SERVIC	1,000		(1,000)
RIVER BEND PUMP STATION-A&G		2,039	2,039
RIVER BEND PUMP STATION-LEGAL	2,500		(2,500)
RIVER BEND PUMP STATION-PRO FE	60,000	25,000	(35,000)
RIVER BEND PUMP STATION-CONST	500,000	694,000	194,000
RIVER BEND PUMP STATION-MAT'L	2,500	1,000	(1,500)
RIVER BEND PUMP STATION-MISC	5,000	2,000	(3,000)
Total	**576,000**	**733,722**	**157,722**
TOTAL WIP - CONSTRUCTION	**576,000**	**742,960**	**166,960**

(This page was intentionally left blank)

Rural Utilities Division
Northcliffe Wastewater Treatment Plant System
Operating Plan for Fiscal Year Ending 8/31/13

BACKGROUND

The Rural Utilities Division is responsible for operating four wastewater reclamation systems that include the Canyon Park Estates, Dunlap, Springs Hill and Northcliffe.

The four wastewater treatment plants named above range in treatment capacity from a high of 950,000 gallons per day (gpd) at the Dunlap Plant to a low of 180,000 gpd at Canyon Park Estates. All of the plants use an extended air activated sludge treatment process.

The Northcliffe Wastewater Reclamation facility is permitted by the Texas Commission on Environmental Quality to dispose of treated domestic wastewater effluent at a daily average flow not to exceed 300,000 gpd via irrigation of 117 acres at the Northcliffe Country Club golf course.

REVENUE SOURCES AND TRENDS

The Rural Utilities Division operates the Northcliffe wastewater treatment plant and provides service to residents of the City of Schertz. The City of Schertz makes payments to reimburse GBRA for all of the cost of operating and maintaining the plant. This contractual arrangement provides that GBRA does not under-recover nor over-recover the cost of operating the plant. During FY 2013, the operating and capital expenditures of this plant are expected to increase by $8,763 and therefore under the contract with the City of Schertz, wastewater service revenue will also increase by $8,763 to a total of $261,387.

CAPITAL ADDITIONS AND OPERATING EXPENDITURES

The following Work Plan and Budget describes the operations and maintenance to be performed during FY 2013 at the Northcliffe Wastewater Reclamation facility. The objective of the Work Plan and Budget is to keep the wastewater plant operating in a manner necessary to ensure that the quality of effluent meets all permit requirements and is suitable for municipal, agricultural and industrial supplies, as well as recreational uses and aquatic life. The Work Plan and Budget also will provide employees the training necessary for continued improvement and professional development.

Since the utility plant is relatively small, full-time personnel are not required in order to accomplish the mission. Five licensed employees, four operators and a chief operator/maintenance supervisor, provide operation and maintenance to the system on a daily basis. Additional manpower and equipment required for maintenance and technical services are transferred as needed from other operating divisions of GBRA. The Division Manager-Guadalupe/Gonzales Counties provides supervision of the division.

In an effort to provide advanced training and maintain Texas Commission on Environmental Quality wastewater licenses for all division employees, operating personnel will attend several Texas Engineering Extension Service courses including a hazardous materials course. Personnel will also attend the Texas Water Utilities Association annual wastewater school as well as attend electrical training classes throughout the year. In-house training programs will be held on first aid, CPR, hazard communications and team training.

The most significant maintenance expense for the ensuing Fiscal Year is:

1. Replace the rotating units on two pumps used to return activated sludge - $4,000.

FUND BALANCE

Funds for the above listed capital additions and maintenance projects as well as all of the other operating expenditures that are summarized in the following pages will be provided from revenues from customer billings. Since this is a contract operation of GBRA that does not over-recover nor under-recover its total budgeted expenditures, the increase in fund balance for FY 2013 amounts to only $24.

GUADALUPE-BLANCO RIVER AUTHORITY
WORKPLAN AND BUDGET
FISCAL YEAR ENDING AUGUST 31, 2013

034 - NORTHCLIFFE WWTP

	FY 2012 BUDGET	FY 2013 BUDGET	FY 2012-2013 DIFFERENCE
OPERATING REVENUES			
WASTEWATER SERVICES:			
OPERATING & MAINTENANCE	221,087	229,404	8,317
ADMINISTRATIVE & GENERAL	30,537	31,982	1,446
ADDITIONS TO PLANT & EQUIP.	1,000		(1,000)
Total WASTEWATER SERVICES	**252,624**	**261,387**	**8,763**
TOTAL OPERATING REVENUES	**252,624**	**261,387**	**8,763**
OPERATING EXPENSES			
STAFF TECHNICAL ASSISTANCE	6,386	6,596	210
SUPERVISION	10,538	9,955	(583)
LABOR	54,967	58,851	3,884
Total OPERATING SALARIES & WAGES	**71,891**	**75,402**	**3,511**
EMPLOYEE EXPENSES & BENEFITS:			
EMPLOYEES' TRAVEL	200	200	
EMPLOYEE BENEFITS	37,477	39,251	1,774
Total EMPLOYEE EXPENSES & BENEFITS	**37,677**	**39,451**	**1,774**
OPERATING SUPPLIES & SERVICES:			
TRUCK OPERATING EXPENSES	4,200	3,900	(300)
BUILDING RENTAL	2,268	2,268	
DUES AND MEMBERSHIPS	140	140	
PUBLICATIONS AND BOOKS	40	40	
SMALL TOOLS EXPENSE	500	500	
UNIFORMS AND LAUNDRY	400	400	
TRAINING EXPENSES	1,000	1,000	
SAFETY & EMERG. EXPENSES	1,000	1,000	
POWER AND UTILITIES	18,000	18,500	500
AUXILLARY POWER EXPENSE	500	600	100
CHLORINE	2,400	2,300	(100)
POLYMER	3,700	3,000	(700)
LAB SUPPLIES & EXPENSES	7,300	7,800	500
PROFESSIONAL FEES	1,000	1,000	
INSPECTION FEES	2,100	2,100	
COMMUNICATIONS	750	750	
OFFICE SUPPLIES & EXPENSES	40	40	
COMPUTER SUPPLIES & SERVICE	1,500	1,500	

GUADALUPE-BLANCO RIVER AUTHORITY
WORKPLAN AND BUDGET
FISCAL YEAR ENDING AUGUST 31, 2013

034 - NORTHCLIFFE WWTP

	FY 2012 BUDGET	FY 2013 BUDGET	FY 2012-2013 DIFFERENCE
BANK SERVICE FEES	200		(200)
INSURANCE EXPENSE	3,137	4,099	962
MISCELLANEOUS EXPENSES	1,000	1,500	500
Total OPERATING SUPPLIES & SERVICES	**51,175**	**52,437**	**1,262**
MAINTENANCE & REPAIR			
LABOR	20,644	21,514	869
MATERIAL	15,450	16,250	800
SERVICES	24,250	24,350	100
Total MAINTENANCE & REPAIR	**60,344**	**62,114**	**1,769**
TOTAL OPERATING & MAINTENANCE	**221,087**	**229,404**	**8,317**
ADMINISTRATIVE & GENERAL:			
A & G EXPENSES	30,537	31,982	1,445
Total ADMINISTRATIVE & GENERAL	**30,537**	**31,982**	**1,445**
TOTAL OPERATING EXPENSES	**251,624**	**261,386**	**9,762**
NET OPERATING INCOME	**1,000**	**0**	**(1,000)**

GUADALUPE-BLANCO RIVER AUTHORITY
WORKPLAN AND BUDGET
FISCAL YEAR ENDING AUGUST 31, 2013

034 - NORTHCLIFFE WWTP

	FY 2012 BUDGET	FY 2013 BUDGET	FY 2012-2013 DIFFERENCE
OPERATING REVENUES	252,624	261,387	8,763
OPERATING EXPENSES	(251,624)	(261,386)	(9,762)
NET OPERATING INCOME	**1,000**	**0**	**(1,000)**
NON-OPERATING REVENUES (EXPENSES)			
INTEREST INCOME:			
INT ON NOW ACCTS	24	24	
INT ON RESTD INVESTMENTS	1,296	1,296	
Total INTEREST INCOME	**1,320**	**1,320**	
TOTAL NON-OPERATING REVENUES (EXPENSES)	**1,320**	**1,320**	
CHANGE IN NET ASSETS	**2,320**	**1,320**	**(1,000)**
INTERFUND LOANS			
DEBT CAPITAL			
TOTAL FUNDS AVAILABLE	**2,320**	**1,320**	**(1,000)**
PURCHASES OF FIXED ASSETS			
MISCELLANEOUS EQUIPMENT	1,000		(1,000)
Total PURCHASES OF FIXED ASSETS	**1,000**		**(1,000)**
WORK IN PROGRESS			
CHANGE IN RESTRICTED FUNDS	**1,296**	**1,296**	
DEBT SERVICE			
TOTAL FUNDS APPLIED	**2,296**	**1,296**	**(1,000)**
NET CHANGE IN FUND BALANCE	**24**	**24**	**0**

GUADALUPE-BLANCO RIVER AUTHORITY
WORKPLAN AND BUDGET
FISCAL YEAR ENDING AUGUST 31, 2013

034 - NORTHCLIFFE WWTP

	FY 2012 BUDGET	FY 2013 BUDGET	FY 2012-2013 DIFFERENCE
SALARIES & WAGES DETAIL			
STAFF TECHNICAL ASSISTANCE:			
STA- SUPERVISION	4,373	4,005	(368)
STA- CLERICAL	2,014	2,591	578
Total STAFF TECHNICAL ASSISTANCE	**6,386**	**6,596**	**210**
SUPERVISION:			
SUPERVISION	10,538	9,955	(583)
Total SUPERVISION	**10,538**	**9,955**	**(583)**
OPERATING LABOR:			
CLERICAL	484	685	201
REG- OPERATING LABOR	48,612	51,707	3,096
REG- PURCHASING AGENT	203	204	1
REG- SAFETY & TRAINING	28		(28)
OVT- OPERATING LABOR	4,903	5,522	620
REG- WORKING HOLIDAY LABOR	737	732	(5)
Total OPERATING LABOR	**54,967**	**58,851**	**3,884**
MAINTENANCE & REPAIR			
M&R-LABOR:			
REG/LBR- OTHER	19,362	20,168	806
Total M&R-LABOR	**19,362**	**20,168**	**806**
M&R-OVERTIME:			
OVT/LBR- OTHER	1,283	1,346	63
Total M&R-OVERTIME	**1,283**	**1,346**	**63**
Total MAINTENANCE & REPAIR	**20,644**	**21,514**	**869**
WORK IN PROGRESS			
PROJECT DEVELOPMENT			
TOTAL SALARIES & WAGES	**92,536**	**96,916**	**4,380**

GUADALUPE-BLANCO RIVER AUTHORITY
WORKPLAN AND BUDGET
FISCAL YEAR ENDING AUGUST 31, 2013

034 - NORTHCLIFFE WWTP

	FY 2012 BUDGET	FY 2013 BUDGET	FY 2012-2013 DIFFERENCE
MAINTENANCE & REPAIR DETAIL			
LABOR:			
REG/LBR- OTHER	19,362	20,168	806
OVT/LBR- OTHER	1,283	1,346	63
Total LABOR	**20,644**	**21,514**	**869**
MATERIAL:			
M&R/MAT- GROUNDS	400	300	(100)
M&R/MAT- BUILDINGS	1,800	500	(1,300)
M&R/MAT- CLARIFIERS	200	200	
M&R/MAT- PAINT EQUIPMENT	100	100	
M&R/MAT- PUMPS & MOTORS	2,000	5,500	3,500
M&R/MAT- CHEM FEED/SAMPLE	1,500	1,900	400
M&R/MAT- GREASE EQUIPMENT	200	200	
M&R/MAT- CONTROL SYSTEM	3,000	2,000	(1,000)
M&R/MAT- LINES & VALVES	500	400	(100)
M&R/MAT- FLOW METER	500	400	(100)
M&R/MAT- LIFT STATION	1,000	800	(200)
M&R/MAT- TRUCKS,TRAILER&EQ	200	200	
M&R/MAT- RADI0 EQUIPMENT	100	100	
M&R/MAT- GENERAL MAINT.	100	100	
M&R/MAT- BIOSOLIDS REMOVAL	700	700	
M&R/MAT- SAFETY	1,500	1,000	(500)
M&R/MAT- STORAGE BUILDING	100	100	
M&R/MAT- ROADS	200	200	
M&R/MAT- AUXILLARY POWER	200	200	
M&R/MAT - BIOSOLIDS SITE	500	500	
M&R/MAT- SCADA	500	500	
M&R/MAT- AUX GENERATOR		100	100
M&R/MAT- GEN. OFFICE BLDG	50	50	
M&R/MAT- OTHER	100	200	100
Total MATERIAL	**15,450**	**16,250**	**800**
SERVICES:			
M&R/SER- GROUNDS	2,900	3,200	300
M&R/SER- BUILDINGS	200	200	
M&R/SER- CLARIFIERS	200	200	
M&R/SER- PUMPS & MOTORS	900	900	
M&R/SER- CHEM FEED/SAMPLE	400	300	(100)
M&R/SER- CONTROL SYSTEM	1,000	1,000	
M&R/SER- LINES & VALVES	500	500	
M&R/SER- FLOW METER	400	400	
M&R/SER- LIFT STATION	2,000	2,000	

GUADALUPE-BLANCO RIVER AUTHORITY
WORKPLAN AND BUDGET
FISCAL YEAR ENDING AUGUST 31, 2013

034 - NORTHCLIFFE WWTP

	FY 2012 BUDGET	FY 2013 BUDGET	FY 2012-2013 DIFFERENCE
M&R/SER -TRUCKS,TRAILER&EQ	200	500	300
M&R/SER- RADIO EQUIPMENT	200	200	
M&R/SER- GENERAL MAINT.	100	100	
M&R/SER- BIOSOLIDS REMOVAL	12,000	12,000	
M&R/SER- SAFETY	200	200	
M&R/SER- AUXILLARY POWER	900	700	(200)
M&R/SER - BIOSOLIDS SITE		200	200
M&R/SER- SCADA	1,900	1,500	(400)
M&R/SER- GEN. OFFICE BLDG	50	50	
M&R/SER- OTHER	200	200	
Total SERVICES	**24,250**	**24,350**	**100**
TOTAL MAINTENANCE & REPAIR	**60,344**	**62,114**	**1,769**

Rural Utilities Division
Springs Hill Wastewater Treatment Plant System
Operating Plan for Fiscal Year Ending 8/31/13

BACKGROUND

The Rural Utilities Division is responsible for operating four wastewater reclamation systems that include Canyon Park Estates, Dunlap, Springs Hill and Northcliffe.

The four wastewater treatment plants named above range in treatment capacity from a high of 950,000 gallons per day (gpd) at the Dunlap Plant to a low of 180,000 gpd at Canyon Park Estates. All of the plants use an extended air activated sludge treatment process.

The Springs Hill Wastewater Reclamation facility is permitted by the Texas Commission on Environmental Quality to dispose of treated domestic wastewater effluent at a daily average flow not to exceed 300,000 gallons per day.

REVENUE SOURCES AND TRENDS

The Rural Utilities Division operates the Springs Hill wastewater treatment plant which provides services to residents of the City of Seguin. The City of Seguin makes payments to reimburse GBRA for all of the cost of operating and maintaining the Springs Hill plant. During FY 2013, the total operating expenditures of this plant are expected to increase slightly to $207,423 while the wastewater through the plant is not expected to change appreciatively.

CAPITAL ADDITIONS AND OPERATING EXPENDITURES

The following Work Plan and Budget describes the operations and maintenance to be performed during FY 2013 at the Springs Hill wastewater treatment plant. The objective of the Work Plan and Budget is to keep the wastewater plant operating in a manner necessary to ensure that the quality of effluent meets all permit requirements and is suitable for municipal, agricultural and industrial supplies, as well as recreational uses and aquatic life. The Work Plan and Budget also will provide employees the training necessary for continued improvement and professional development.

Since the utility plant is relatively small, full-time personnel are not required in order to accomplish the mission. Five licensed employees, four operators and a chief operator/maintenance supervisor, provide operation and maintenance to the system on a daily basis. Additional manpower and equipment required for maintenance and technical services are transferred as needed from other operating divisions of GBRA. The Hydroelectric/Rural Utilities Division Manager provides supervision of the division.

In an effort to provide advanced training and maintain Texas Commission on Environmental Quality wastewater licenses for all division employees, operating personnel will attend several Texas Engineering Extension Service courses including a hazardous materials course. Personnel will also attend the Texas Water Utilities Association annual wastewater school as well as attend electrical training classes throughout the year. In-house training programs will be held on first aid, CPR, hazard communications and team training.

Significant maintenance expenses for the ensuing Fiscal Year are:

1. Instrumentation Services, Inc. to continue predictive maintenance on all plant equipment - $1,100.
2. Replace a rotating unit on the pump used to return the activated sludge - $2,000.
3. The removal of bio-solids (sludge) from the plant and delivery to the bio-solids application site - $10,000.

No capital improvements scheduled to be purchased during FY 2013.

FUND BALANCE

Funds for the maintenance projects as well as all of the other operating expenditures that are summarized in the following pages will be provided from revenues from the City of Seguin. The net increase in fund balance that GBRA anticipates in the Springs Hill WWTP System of the Rural Utilities Division after paying all FY 2013 budgeted expenditures is $907.

GUADALUPE-BLANCO RIVER AUTHORITY
WORKPLAN AND BUDGET
FISCAL YEAR ENDING AUGUST 31, 2013

035 - SPRINGS HILL WWTP

	FY 2012 BUDGET	FY 2013 BUDGET	FY 2012-2013 DIFFERENCE
OPERATING REVENUES			
WASTEWATER SERVICES:			
SERVICE FEES-CITY OF SEGUIN	223,068	228,165	5,097
Total WASTEWATER SERVICES	**223,068**	**228,165**	**5,097**
TOTAL OPERATING REVENUES	**223,068**	**228,165**	**5,097**
OPERATING EXPENSES			
STAFF TECHNICAL ASSISTANCE	5,943	6,539	595
SUPERVISION	5,931	5,801	(130)
LABOR	38,656	39,115	458
Total OPERATING SALARIES & WAGES	**50,531**	**51,454**	**923**
EMPLOYEE EXPENSES & BENEFITS:			
EMPLOYEES' TRAVEL	300	300	
EMPLOYEE BENEFITS	27,441	28,044	603
Total EMPLOYEE EXPENSES & BENEFITS	**27,741**	**28,344**	**603**
OPERATING SUPPLIES & SERVICES:			
TRUCK OPERATING EXPENSES	3,000	3,000	
BUILDING RENTAL	2,268	2,268	
DUES AND MEMBERSHIPS	150	150	
PUBLICATIONS AND BOOKS	50	50	
SMALL TOOLS EXPENSE	500	500	
UNIFORMS AND LAUNDRY	300	300	
TRAINING EXPENSES	2,000	2,000	
SAFETY & EMERG. EXPENSES	1,500	1,500	
SECURITY EXPENSE	100	100	
POWER AND UTILITIES	17,000	17,000	
AUXILLARY POWER EXPENSE	200	200	
CHLORINE	1,200	1,200	
POLYMER	1,000	1,500	500
LAB SUPPLIES & EXPENSES	13,000	13,000	
PROFESSIONAL FEES	1,000	1,000	
INSPECTION FEES	4,000	4,000	
COMMUNICATIONS	600	600	
OFFICE SUPPLIES & EXPENSES	200	200	
COMPUTER SUPPLIES & SERVICE	900	900	
BANK SERVICE FEES	200		(200)

GUADALUPE-BLANCO RIVER AUTHORITY
WORKPLAN AND BUDGET
FISCAL YEAR ENDING AUGUST 31, 2013

035 - SPRINGS HILL WWTP

	FY 2012 BUDGET	FY 2013 BUDGET	FY 2012-2013 DIFFERENCE
INSURANCE EXPENSE	4,816	5,565	749
MISCELLANEOUS EXPENSES	1,000	1,000	
Total OPERATING SUPPLIES & SERVICES	**54,984**	**56,033**	**1,049**
MAINTENANCE & REPAIR			
LABOR	17,224	17,791	567
MATERIAL	10,750	13,350	2,600
SERVICES	19,200	17,600	(1,600)
Total MAINTENANCE & REPAIR	**47,174**	**48,741**	**1,567**
TOTAL OPERATING & MAINTENANCE	**180,430**	**184,572**	**4,142**
ADMINISTRATIVE & GENERAL:			
A & G EXPENSES	22,359	22,851	492
Total ADMINISTRATIVE & GENERAL	**22,359**	**22,851**	**492**
TOTAL OPERATING EXPENSES	**202,789**	**207,423**	**4,634**
NET OPERATING INCOME	**20,279**	**20,742**	**463**

GUADALUPE-BLANCO RIVER AUTHORITY
WORKPLAN AND BUDGET
FISCAL YEAR ENDING AUGUST 31, 2013

035 - SPRINGS HILL WWTP

	FY 2012 BUDGET	FY 2013 BUDGET	FY 2012-2013 DIFFERENCE
OPERATING REVENUES	223,068	228,165	5,097
OPERATING EXPENSES	(202,789)	(207,423)	(4,634)
NET OPERATING INCOME	**20,279**	**20,742**	**463**
NON-OPERATING REVENUES (EXPENSES)			
INTEREST INCOME:			
INT ON NOW ACCTS	24	24	
INTEREST ON CITY OF SEGUIN N/R	6,678	6,141	(537)
Total INTEREST INCOME	**6,702**	**6,165**	**(537)**
TOTAL NON-OPERATING REVENUES (EXPENSES)	**6,702**	**6,165**	**(537)**
CHANGE IN NET ASSETS	**26,981**	**26,907**	**(74)**
INTERFUND LOANS			
DEBT CAPITAL			
TOTAL FUNDS AVAILABLE	**26,981**	**26,907**	**(74)**
PURCHASES OF FIXED ASSETS			
MISCELLANEOUS EQUIPMENT	1,000		(1,000)
Total PURCHASES OF FIXED ASSETS	**1,000**		**(1,000)**
WORK IN PROGRESS			
DEBT SERVICE			
GENERAL LOANS PAID		26,000	26,000
Total DEBT SERVICE		**26,000**	**26,000**
TOTAL FUNDS APPLIED	**1,000**	**26,000**	**25,000**
NET CHANGE IN FUND BALANCE	**25,981**	**907**	**(25,074)**

GUADALUPE-BLANCO RIVER AUTHORITY
WORKPLAN AND BUDGET
FISCAL YEAR ENDING AUGUST 31, 2013

035 - SPRINGS HILL WWTP

	FY 2012 BUDGET	FY 2013 BUDGET	FY 2012-2013 DIFFERENCE
SALARIES & WAGES DETAIL			
STAFF TECHNICAL ASSISTANCE:			
STA- SUPERVISION	3,737	3,704	(33)
STA- CLERICAL	2,206	2,835	629
Total STAFF TECHNICAL ASSISTANCE	**5,943**	**6,539**	**595**
SUPERVISION:			
SUPERVISION	5,931	5,801	(130)
Total SUPERVISION	**5,931**	**5,801**	**(130)**
OPERATING LABOR:			
CLERICAL	507	643	136
REG- OPERATING LABOR	32,935	33,510	575
REG- PURCHASING AGENT	163	162	()
REG- SAFETY & TRAINING	23		(23)
OVT- OPERATING LABOR	4,437	4,215	(222)
REG- WORKING HOLIDAY LABOR	592	584	(7)
Total OPERATING LABOR	**38,656**	**39,115**	**458**
MAINTENANCE & REPAIR			
M&R-LABOR:			
REG/LBR- OTHER	15,941	16,445	504
Total M&R-LABOR	**15,941**	**16,445**	**504**
M&R-OVERTIME:			
OVT/LBR- OTHER	1,283	1,346	63
Total M&R-OVERTIME	**1,283**	**1,346**	**63**
Total MAINTENANCE & REPAIR	**17,224**	**17,791**	**567**
WORK IN PROGRESS			
PROJECT DEVELOPMENT			
TOTAL SALARIES & WAGES	**67,755**	**69,245**	**1,490**

GUADALUPE-BLANCO RIVER AUTHORITY
WORKPLAN AND BUDGET
FISCAL YEAR ENDING AUGUST 31, 2013

035 - SPRINGS HILL WWTP

	FY 2012 BUDGET	FY 2013 BUDGET	FY 2012-2013 DIFFERENCE
MAINTENANCE & REPAIR DETAIL			
LABOR:			
REG/LBR- OTHER	15,941	16,445	504
OVT/LBR- OTHER	1,283	1,346	63
Total LABOR	**17,224**	**17,791**	**567**
MATERIAL:			
M&R/MAT- GROUNDS	100	100	
M&R/MAT- BUILDING	1,700	900	(800)
M&R/MAT- CLARIFIER	300	500	200
M&R/MAT- PAINT EQUIPMENT	50	50	
M&R/MAT- PUMPS & MOTORS	3,000	5,000	2,000
M&R/MAT- CHEM FEED/SAMPLE	1,500	3,000	1,500
M&R/MAT- GREASE EQUIPMENT	200	200	
M&R/MAT- CONTROL SYSTEM	600	500	(100)
M&R/MAT- LINES & VALVES	300	300	
M&R/MAT- FLOW METER	200	200	
M&R/MAT- TRUCKS,TRAILER&EQ	400	300	(100)
M&R/MAT- RADIO EQUIPMENT	100	100	
M&R/MAT- GENERAL MAINT.	100	100	
M&R/MAT- BIOSOLIDS REMOVAL	500	500	
M&R/MAT- SAFETY	400	300	(100)
M&R/MAT- STORAGE BUILDING	200	200	
M&R/MAT- ROADS	100	100	
M&R/MAT- BIOSOLIDS SITE	400	400	
M&R/MAT- SCADA	300	300	
M&R/MAT- AUX GENERATOR	200	200	
M&R/MAT- OTHER	100	100	
Total MATERIAL	**10,750**	**13,350**	**2,600**
SERVICES:			
M&R/SER- GROUNDS	1,500	2,500	1,000
M&R/SER- BUILDING	200		(200)
M&R/SER- PUMPS & MOTORS	600	500	(100)
M&R/SER- CHEM FEED/SAMPLE	400	400	
M&R/SER- CONTROL SYSTEM	800	900	100
M&R/SER- FLOW METER	400	300	(100)
M&R/SER- TRUCKS,TRAILER&EQ	1,000	800	(200)
M&R/SER- RADIO EQUIPMENT	100	100	
M&R/SER- GENERAL MAINT.	100	100	
M&R/SER- BIOSOLIDS REMOVAL	12,000	10,000	(2,000)
M&R/SER- SAFETY	200	200	
M&R/SER- ROADS	100	100	

GUADALUPE-BLANCO RIVER AUTHORITY
WORKPLAN AND BUDGET
FISCAL YEAR ENDING AUGUST 31, 2013

035 - SPRINGS HILL WWTP

	FY 2012 BUDGET	FY 2013 BUDGET	FY 2012-2013 DIFFERENCE
M&R/SER- BIOSOLIDS SITE	400	400	
M&R/SER- SCADA	1,000	900	(100)
M&R/SER- AUX GENERATOR	300	300	
M&R/SER- OTHER	100	100	
Total SERVICES	**19,200**	**17,600**	**(1,600)**
TOTAL MAINTENANCE & REPAIR	**47,174**	**48,741**	**1,567**

Rural Utilities Division
Sunfield Wastewater Treatment Plant System
Operating Plan for Fiscal Year Ending 8/31/13

BACKGROUND

The following Work Plan and Budget is based on the treatment of an average sewage flow of 23.725 million gallons per year or 0.065 million gallons per day.

GBRA assumed operation of the Sunfield Wastewater Treatment Plant upon completion of construction and plant start-up was performed during October 2009. Two operators divide their time between the Buda, Shadow Creek, and Sunfield plants to operate and maintain the systems. The System is supervised by the Chief Operator of the Shadow Creek Wastewater Reclamation System. In addition, some contract labor and support from other GBRA Divisions are included in the form of electrical, preventive maintenance, supervision, engineering, purchasing, laboratory, and administrative functions. GBRA's budget forecast includes all payroll and benefit expenses. In this work plan, the Sunfield Wastewater Treatment Plant will be managed by existing GBRA professionals located in Seguin.

REVENUE SOURCES AND TRENDS

An operating agreement was signed with 2428 Partners L.P. and the Sunfield Municipal Utility District #4 (District) in June 2006. The plant has a permitted capacity of 0.25 million gallons per day (MGD). The contract between 2428 Partners L.P., the District, and GBRA provide that GBRA will bill the District the actual cost of operating and maintaining the plant. As a result, revenue is matched to expenses and GBRA does not over-recover nor under-recover the cost of operating the plant.

This work plan is based upon a 12-month FY 2013 budget year. Since 2428 Partners funded the plant construction, no debt service is included in this budget.

The budget is based on the treatment of 23,725,000 gallons of wastewater. The budgeted FY 2013 revenue for the Sunfield Division is $137,710.

CAPITAL ADDITIONS AND OPERATING EXPENDITURES

The combined capital additions, debt service and operating expenditure budget for FY 2013 amounts to $137,710.

In addition to personnel costs, other significant operating and maintenance expenses are power and utilities expenses of $26,000, chemical expenses of $5,100, and laboratory supplies of $15,000.

The budget includes the standard administration and general expense charged to all operating divisions of GBRA, and the budget for this expense is $11,165.

FUND BALANCE

Funds for the above listed capital additions and maintenance projects as well as all of the other operating expenditures that are summarized in the following pages will be provided from revenues from the District. Since this system represents a contract operation in which GBRA does not over-recover nor under-recover its costs, the net change in fund balance for FY 2013 is $0.

GUADALUPE-BLANCO RIVER AUTHORITY
WORKPLAN AND BUDGET
FISCAL YEAR ENDING AUGUST 31, 2013

037 - SUNFIELD WWTP

	FY 2012 BUDGET	FY 2013 BUDGET	FY 2012-2013 DIFFERENCE
OPERATING REVENUES			
WASTEWATER SERVICES:			
PLANT O & M EXPENSES	123,891	126,545	2,654
ADMINISTRATIVE & GENERAL	10,964	11,165	201
Total WASTEWATER SERVICES	**134,856**	**137,710**	**2,854**
TOTAL OPERATING REVENUES	**134,856**	**137,710**	**2,854**
OPERATING EXPENSES			
STAFF TECHNICAL ASSISTANCE	3,665	3,711	46
SUPERVISION	9,355	10,211	856
LABOR	14,581	15,463	882
Total OPERATING SALARIES & WAGES	**27,602**	**29,386**	**1,784**
EMPLOYEE EXPENSES & BENEFITS:			
EMPLOYEE BENEFITS	13,456	13,702	246
Total EMPLOYEE EXPENSES & BENEFITS	**13,456**	**13,702**	**246**
OPERATING SUPPLIES & SERVICES:			
TRUCK OPERATING EXPENSES	1,400	1,400	0
SMALL TOOLS EXPENSE	200	200	
TRACTORS AND EQUIPMENT	500	420	(80)
UNIFORMS AND LAUNDRY	72	72	
BIOSOLIDS DISPOSAL COSTS	2,160	2,880	720
SAFETY & EMERG. EXPENSES	100	100	
POWER AND UTILITIES	26,000	26,000	
AUXILLARY POWER EXPENSE	2,800	2,800	
CHLORINE	900	600	(300)
ALUM/FERRIC/CITRIC ACID	4,500	4,500	
LAB SUPPLIES & EXPENSES	15,000	15,000	
PROFESSIONAL FEES	1,056	1,056	
INSPECTION/TESTING FEES	1,300	1,300	
COMMUNICATIONS	1,200	1,200	
OFFICE SUPPLIES & EXPENSES	200	300	100
COMPUTER SUPPLIES & SERVICE	150	120	(30)
INSURANCE EXPENSE	2,122	4,552	2,430
MISCELLANEOUS EXPENSES	1,200	240	(960)

GUADALUPE-BLANCO RIVER AUTHORITY
WORKPLAN AND BUDGET
FISCAL YEAR ENDING AUGUST 31, 2013

037 - SUNFIELD WWTP

	FY 2012 BUDGET	FY 2013 BUDGET	FY 2012-2013 DIFFERENCE
Total OPERATING SUPPLIES & SERVICES	**60,860**	**62,740**	**1,880**
MAINTENANCE & REPAIR			
LABOR	5,624	4,447	(1,177)
MATERIAL	6,150	6,110	(40)
SERVICES	10,200	10,160	(40)
Total MAINTENANCE & REPAIR	**21,974**	**20,717**	**(1,257)**
TOTAL OPERATING & MAINTENANCE	**123,891**	**126,545**	**2,654**
ADMINISTRATIVE & GENERAL:			
A & G EXPENSES	10,964	11,165	200
Total ADMINISTRATIVE & GENERAL	**10,964**	**11,165**	**200**
TOTAL OPERATING EXPENSES	**134,856**	**137,710**	**2,854**
NET OPERATING INCOME		**0**	**0**

GUADALUPE-BLANCO RIVER AUTHORITY
WORKPLAN AND BUDGET
FISCAL YEAR ENDING AUGUST 31, 2013

037 - SUNFIELD WWTP

	FY 2012 BUDGET	FY 2013 BUDGET	FY 2012-2013 DIFFERENCE
OPERATING REVENUES	134,856	137,710	2,854
OPERATING EXPENSES	(134,856)	(137,710)	(2,854)
NET OPERATING INCOME		**0**	**0**
NON-OPERATING REVENUES (EXPENSES)			
TOTAL NON-OPERATING REVENUES (EXPENSES)			
CHANGE IN NET ASSETS		**0**	**0**
INTERFUND LOANS			
DEBT CAPITAL			
TOTAL FUNDS AVAILABLE		**0**	**0**
PURCHASES OF FIXED ASSETS			
WORK IN PROGRESS			
DEBT SERVICE			
TOTAL FUNDS APPLIED			
NET CHANGE IN FUND BALANCE		**0**	**0**

GUADALUPE-BLANCO RIVER AUTHORITY
WORKPLAN AND BUDGET
FISCAL YEAR ENDING AUGUST 31, 2013

037 - SUNFIELD WWTP

	FY 2012 BUDGET	FY 2013 BUDGET	FY 2012-2013 DIFFERENCE
SALARIES & WAGES DETAIL			
STAFF TECHNICAL ASSISTANCE:			
STA- SUPERVISION	1,867	1,722	(145)
STA- CLERICAL	1,798	1,989	191
Total STAFF TECHNICAL ASSISTANCE	**3,665**	**3,711**	**46**
SUPERVISION:			
SUPERVISION	9,355	10,211	856
Total SUPERVISION	**9,355**	**10,211**	**856**
OPERATING LABOR:			
CLERICAL	592	594	2
REG- OPERATING LABOR	9,940	10,295	355
REG- MISC LABOR		1,234	1,234
OVT- OPERATING LABOR	4,050	3,340	(710)
Total OPERATING LABOR	**14,581**	**15,463**	**882**
MAINTENANCE & REPAIR			
M&R-LABOR:			
REG/LBR- OTHER	5,624	4,447	(1,177)
Total M&R-LABOR	**5,624**	**4,447**	**(1,177)**
Total MAINTENANCE & REPAIR	**5,624**	**4,447**	**(1,177)**
WORK IN PROGRESS			
PROJECT DEVELOPMENT			
TOTAL SALARIES & WAGES	**33,225**	**33,832**	**607**

GUADALUPE-BLANCO RIVER AUTHORITY
WORKPLAN AND BUDGET
FISCAL YEAR ENDING AUGUST 31, 2013

037 - SUNFIELD WWTP

	FY 2012 BUDGET	FY 2013 BUDGET	FY 2012-2013 DIFFERENCE
MAINTENANCE & REPAIR DETAIL			
LABOR:			
REG/LBR- OTHER	5,624	4,447	(1,177)
Total LABOR	**5,624**	**4,447**	**(1,177)**
MATERIAL:			
M&R/MAT- GROUNDS	120	120	
M&R/MAT- BUILDINGS	120	120	
M&R/MAT- FILTERS	250	250	
M&R/MAT- CLARIFIERS	120	120	
M&R/MAT- PUMPS & MOTORS	2,000	1,800	(200)
M&R/MAT- CHEM FEED/SAMPLING	500	500	
M&R/MAT- LINES & VALVES	120	120	
M&R/MAT- FLOW METERS	120	120	
M&R/MAT- LIFT STATIONS	600	600	
M&R/MAT- GENERAL MAINT	360	240	(120)
M&R/MAT- AUX GENERATOR	120	200	80
M&R/MAT- BLOWERS	240	240	
M&R/MAT- INSTRUM/ELECTRICAL	1,000	1,200	200
M&R/MAT- NON-POT WATER SYSTEM	240	240	
M&R/MAT- OTHER	240	240	
Total MATERIAL	**6,150**	**6,110**	**(40)**
SERVICES:			
M&R/SER- GROUNDS	1,100	1,100	
M&R/SER- BUILDINGS	120	120	
M&R/SER- FILTERS	480	480	
M&R/SER- PUMPS & MOTORS	2,000	1,800	(200)
M&R/SER- CHEM FEED/SAMPLING	500	500	
M&R/SER- LINES & VALVES	540	540	
M&R/SER- FLOW METERS	240	240	
M&R/SER- LIFT STATIONS	1,440	1,440	
M&R/SER- ROADS	240		(240)
M&R/SER- AUX GENERATOR	2,700	2,800	100
M&R/SER- BLOWERS	240	240	
M&R/SER- INSTRUM/ELECTRICAL	240	540	300
M&R/SER- NON-POT WATER SYSTEM	120	120	
M&R/SER- OTHER	240	240	

GUADALUPE-BLANCO RIVER AUTHORITY
WORKPLAN AND BUDGET
FISCAL YEAR ENDING AUGUST 31, 2013

037 - SUNFIELD WWTP

	FY 2012 BUDGET	FY 2013 BUDGET	FY 2012-2013 DIFFERENCE
Total SERVICES	**10,200**	**10,160**	**(40)**
TOTAL MAINTENANCE & REPAIR	**21,974**	**20,717**	**(1,257)**

(This page was intentionally left blank)

The systems within this division are independent systems. The inclusion of the following Division level consolidation pages is for information purposes only.

GUADALUPE-BLANCO RIVER AUTHORITY
RURAL UTILITIES DIVISION - WORKPLAN AND BUDGET
FISCAL YEAR ENDING AUGUST 31, 2013

	FY 2012 BUDGET	FY 2013 BUDGET	FY 2012-2013 DIFFERENCE
OPERATING REVENUES			
WASTEWATER SERVICES:			
PLANT O & M EXPENSES	1,418,647	1,358,317	(60,329)
ADMINISTRATIVE & GENERAL	41,501	43,147	1,646
SERVICE FEES-CITY OF SEGUIN	223,068	228,165	5,097
ADDS. TO PLANT AND EQUIP.	1,000		(1,000)
Total WASTEWATER SERVICES	**1,684,216**	**1,629,630**	**(54,586)**
MISCELLANEOUS INCOME:			
CONNECTION FEES	131,696	65,700	(65,996)
INSPECTION FEES	17,550	17,100	(450)
SEWER CONN/INSP -LEGENDS POND		72,200	72,200
MISCELLANEOUS REVENUES	20,760	20,040	(720)
Total MISCELLANEOUS INCOME	**170,006**	**175,040**	**5,034**
TOTAL OPERATING REVENUES	**1,854,222**	**1,804,670**	**(49,552)**
OPERATING EXPENSES			
STAFF TECHNICAL ASSISTANCE	89,503	125,523	36,021
SUPERVISION	69,849	63,216	(6,633)
LABOR	261,888	263,562	1,674
Total OPERATING SALARIES & WAGES	**421,239**	**452,302**	**31,062**
EMPLOYEE EXPENSES & BENEFITS:			
EMPLOYEES' TRAVEL	1,810	1,700	(110)
EMPLOYEE BENEFITS	212,258	221,869	9,611
Total EMPLOYEE EXPENSES & BENEFITS	**214,068**	**223,569**	**9,501**
OPERATING SUPPLIES & SERVICES:			
TRUCK OPERATING EXPENSES	28,500	23,720	(4,780)
BUILDING RENTAL	9,072	9,072	
DUES AND MEMBERSHIPS	790	790	
PUBLICATIONS AND BOOKS	250	250	
SMALL TOOLS EXPENSE	2,470	2,460	(10)
TRACTORS AND EQUIPMENT	990	670	(320)
UNIFORMS AND LAUNDRY	2,872	2,492	(380)
BIOSOLIDS DISPOSAL COSTS	47,600	43,680	(3,920)
BAD DEBT EXPENSE	1,200	1,200	
TRAINING EXPENSES	7,500	7,100	(400)
SAFETY & EMERG. EXPENSES	6,376	5,560	(816)

GUADALUPE-BLANCO RIVER AUTHORITY
RURAL UTILITIES DIVISION - WORKPLAN AND BUDGET
FISCAL YEAR ENDING AUGUST 31, 2013

	FY 2012 BUDGET	FY 2013 BUDGET	FY 2012-2013 DIFFERENCE
SECURITY EXPENSE	350	350	
POWER AND UTILITIES	173,000	160,980	(12,020)
AUXILLARY POWER EXPENSE	5,260	4,000	(1,260)
OPERATING CHEMICALS	240	240	
CHLORINE	8,020	7,780	(240)
ALUM/FERRIC/CITRIC ACID	24,100	27,000	2,900
POLYMER	7,500	10,600	3,100
LAB SUPPLIES & EXPENSES	94,300	88,300	(6,000)
PROFESSIONAL FEES	7,756	6,716	(1,040)
INSPECTION/TESTING FEES	21,086	19,350	(1,736)
COMMUNICATIONS	9,370	8,750	(620)
OFFICE SUPPLIES & EXPENSES	1,400	1,440	40
COMPUTER SUPPLIES & SERVICE	4,530	5,180	650
BANK SERVICE FEES	1,600	500	(1,100)
ADMIN FEES-GOFORTH WATER	7,800	8,040	240
INSURANCE EXPENSE	28,735	33,178	4,443
MISCELLANEOUS EXPENSES	6,240	4,540	(1,700)
Total OPERATING SUPPLIES & SERVICES	**508,907**	**483,938**	**(24,968)**
MAINTENANCE & REPAIR			
LABOR	102,854	95,522	(7,332)
MATERIAL	94,580	110,660	16,080
SERVICES	158,533	163,376	4,843
Total MAINTENANCE & REPAIR	**355,967**	**369,558**	**13,591**
TOTAL OPERATING & MAINTENANCE	**1,500,181**	**1,529,367**	**29,186**
ADMINISTRATIVE & GENERAL:			
A & G EXPENSES	172,951	180,782	7,831
Total ADMINISTRATIVE & GENERAL	**172,951**	**180,782**	**7,831**
TOTAL OPERATING EXPENSES	**1,673,131**	**1,710,149**	**37,018**
NET OPERATING INCOME	**181,090**	**94,520**	**(86,570)**

GUADALUPE-BLANCO RIVER AUTHORITY
RURAL UTILITIES DIVISION - WORKPLAN AND BUDGET
FISCAL YEAR ENDING AUGUST 31, 2013

	FY 2012 BUDGET	FY 2013 BUDGET	FY 2012-2013 DIFFERENCE
OPERATING REVENUES	1,854,222	1,804,670	(49,552)
OPERATING EXPENSES	(1,673,131)	(1,710,149)	(37,018)
NET OPERATING INCOME	**181,090**	**94,520**	**(86,570)**
NON-OPERATING REVENUES (EXPENSES)			
INTEREST INCOME:			
INT ON NOW ACCTS	144	120	(24)
INTEREST ON CITY OF SEGUIN N/R	6,678	6,141	(537)
INT-WIMBERLEY CAP RECOVERY	11,796	11,640	(156)
INT ON DUNLAP I&S FUND	300	300	
Total INTEREST INCOME	**18,918**	**18,201**	**(717)**
INTEREST & BANK FEES:			
INT ON BANK LOAN	(221,170)	(167,928)	53,242
Total INTEREST & BANK FEES	**(221,170)**	**(167,928)**	**53,242**
TOTAL NON-OPERATING REVENUES (EXPENSES)	**(202,252)**	**(149,727)**	**52,525**
CHANGE IN NET ASSETS	**(21,162)**	**(55,207)**	**(34,045)**
CHANGE IN RESTRICTED FUNDS	**12,000**	**765,960**	**753,960**
INTERFUND LOANS			
DEBT CAPITAL			
BANK LOANS	1,906,757		(1,906,757)
BANK LOAN-VEHICLE	20,000		(20,000)
GENERAL LOANS	302,000	369,200	67,200
Total DEBT CAPITAL	**2,228,757**	**369,200**	**(1,859,557)**
TOTAL FUNDS AVAILABLE	**2,219,595**	**1,079,953**	**(1,139,642)**
PURCHASES OF FIXED ASSETS			
STRUCTURES & IMPROVEMENTS	35,000		(35,000)
AUTO & HEAVY EQUIPMENT	20,000		(20,000)
MISCELLANEOUS EQUIPMENT	24,000		(24,000)
Total PURCHASES OF FIXED ASSETS	**79,000**		**(79,000)**
WORK IN PROGRESS			

GUADALUPE-BLANCO RIVER AUTHORITY
RURAL UTILITIES DIVISION - WORKPLAN AND BUDGET
FISCAL YEAR ENDING AUGUST 31, 2013

	FY 2012 BUDGET	FY 2013 BUDGET	FY 2012-2013 DIFFERENCE
WIP-OPERATING	1,310,757	25,000	(1,285,757)
WIP-CONSTRUCTION	576,000	742,960	166,960
Total WORK IN PROGRESS	**1,886,757**	**767,960**	**(1,118,797)**
CHANGE IN RESTRICTED FUNDS	**1,296**	**1,296**	
PROJECT DEVELOPMENT	**22,142**	**3,446**	**(18,696)**
DEBT SERVICE			
LOANS PAID	183,571	279,552	95,981
GENERAL LOANS PAID	20,004	26,000	5,996
Total DEBT SERVICE	**203,575**	**305,552**	**101,977**
TOTAL FUNDS APPLIED	**2,192,770**	**1,078,254**	**(1,114,516)**
NET CHANGE IN FUND BALANCE	**26,826**	**1,700**	**(25,126)**

GUADALUPE-BLANCO RIVER AUTHORITY
RURAL UTILITIES DIVISION - WORKPLAN AND BUDGET
FISCAL YEAR ENDING AUGUST 31, 2013

	FY 2012 BUDGET	FY 2013 BUDGET	FY 2012-2013 DIFFERENCE
SALARIES & WAGES DETAIL			
STAFF TECHNICAL ASSISTANCE:			
STA- SUPERVISION	69,223	101,300	32,077
STA- CLERICAL	20,280	24,223	3,944
Total STAFF TECHNICAL ASSISTANCE	**89,503**	**125,523**	**36,021**
SUPERVISION:			
SUPERVISION	69,849	63,216	(6,633)
Total SUPERVISION	**69,849**	**63,216**	**(6,633)**
OPERATING LABOR:			
CLERICAL	3,795	4,562	767
REG- OPERATING LABOR	219,167	222,167	3,000
REG- MISC LABOR		2,468	2,468
REG- PURCHASING AGENT	943	1,003	59
REG- SAFETY & TRAINING	983	907	(75)
OVT- OPERATING LABOR	33,572	28,850	(4,722)
REG- WORKING HOLIDAY LABOR	3,429	3,606	177
Total OPERATING LABOR	**261,888**	**263,562**	**1,674**
MAINTENANCE & REPAIR			
M&R-LABOR:			
REG/LBR- OTHER	94,686	87,634	(7,051)
Total M&R-LABOR	**94,686**	**87,634**	**(7,051)**
M&R-OVERTIME:			
OVT/LBR- OTHER	8,168	7,888	(280)
Total M&R-OVERTIME	**8,168**	**7,888**	**(280)**
Total MAINTENANCE & REPAIR	**102,854**	**95,522**	**(7,332)**
WORK IN PROGRESS			
WIP-STAFF:			
DUNLAP REG WW LS ROW -STAFF	56,113		(56,113)
DUNLAP REG WW LS CONST-STAFF		5,325	5,325
RIVER BEND PUMP STATION-STAFF		6,180	6,180

GUADALUPE-BLANCO RIVER AUTHORITY
RURAL UTILITIES DIVISION - WORKPLAN AND BUDGET
FISCAL YEAR ENDING AUGUST 31, 2013

	FY 2012 BUDGET	FY 2013 BUDGET	FY 2012-2013 DIFFERENCE
Total WIP-STAFF	**56,113**	**11,505**	**(44,608)**
Total WORK IN PROGRESS	**56,113**	**11,505**	**(44,608)**
PROJECT DEVELOPMENT			
PD-STAFF:			
DUNLAP AREA MASTER PLAN-STAFF	3,962	1,986	(1,976)
Total PD-STAFF	**3,962**	**1,986**	**(1,976)**
PD-SUPERVISION & LABOR:			
MISC PROJ DEV-NON GEN EMPL	1,464		(1,464)
LEGENDS POND EXPAN-NON GEN EMP	2,641		(2,641)
DUNLAP AREA MASTER PLAN-SUPERV	4,694		(4,694)
Total PD-SUPERVISION & LABOR	**8,800**		**(8,800)**
Total PROJECT DEVELOPMENT	**12,762**	**1,986**	**(10,776)**
TOTAL SALARIES & WAGES	**592,968**	**561,314**	**(31,654)**

GUADALUPE-BLANCO RIVER AUTHORITY
RURAL UTILITIES DIVISION - WORKPLAN AND BUDGET
FISCAL YEAR ENDING AUGUST 31, 2013

	FY 2012 BUDGET	FY 2013 BUDGET	FY 2012-2013 DIFFERENCE
MAINTENANCE & REPAIR DETAIL			
LABOR:			
REG/LBR- OTHER	94,686	87,634	(7,051)
OVT/LBR- OTHER	8,168	7,888	(280)
Total LABOR	**102,854**	**95,522**	**(7,332)**
MATERIAL:			
M&R/MAT- GROUNDS	1,400	960	(440)
M&R/MAT- BUILDINGS	8,800	7,360	(1,440)
M&R/MAT- FILTERS	570	450	(120)
M&R/MAT- CLARIFIERS	1,480	2,060	580
M&R/MAT- DRAIN FIELD	1,350	250	(1,100)
M&R/MAT- PUMPS & MOTORS	14,600	37,300	22,700
M&R/MAT- CHEM FEED/SAMPLING	9,340	9,100	(240)
M&R/MAT- NON POTABLE WTR SYS	920	800	(120)
M&R/MAT- TOOLS/EQUIPMENT	5,320	4,200	(1,120)
M&R/MAT- LINES & VALVES	1,740	2,320	580
M&R/MAT- FLOW METERS	1,460	1,320	(140)
M&R/MAT- LIFT STATIONS	16,200	16,240	40
M&R/MAT- SEWER SYSTEM	3,480	3,100	(380)
M&R/MAT- TRUCKS,TRAILER&EQ	2,140	1,840	(300)
M&R/MAT- RADIO EQUIPMENT	350	350	
M&R/MAT- GENERAL MAINT	1,100	740	(360)
M&R/MAT- BIOSOLIDS REMOVAL	3,500	3,250	(250)
M&R/MAT- SAFETY	2,420	1,820	(600)
M&R/MAT- STORAGE BUILDING	400	400	
M&R/MAT- ROADS	520	520	
M&R/MAT- AUXILLARY POWER	200	200	
M&R/MAT- BIOSOLIDS SITE	1,700	1,700	
M&R/MAT- SCADA	2,000	2,000	
M&R/MAT- AUX GENERATOR	1,140	1,220	80
M&R/MAT- BLOWERS	5,540	6,740	1,200
M&R/MAT- INSTRUM/ELECTRICAL	4,200	2,700	(1,500)
M&R/MAT- NON-POT WATER SYSTEM	1,140	490	(650)
M&R/MAT- GEN. OFFICE BLDG	50	50	
M&R/MAT- OTHER	1,520	1,180	(340)
Total MATERIAL	**94,580**	**110,660**	**16,080**
SERVICES:			
M&R/SER- GROUNDS	11,600	13,700	2,100
M&R/SER- BUILDINGS	1,840	440	(1,400)
M&R/SER- FILTERS	680	680	
M&R/SER- METERS	1,200	840	(360)
M&R/SER- DRAIN FIELD	1,200		(1,200)
M&R/SER- PUMPS & MOTORS	9,640	9,000	(640)

GUADALUPE-BLANCO RIVER AUTHORITY
RURAL UTILITIES DIVISION - WORKPLAN AND BUDGET
FISCAL YEAR ENDING AUGUST 31, 2013

	FY 2012 BUDGET	FY 2013 BUDGET	FY 2012-2013 DIFFERENCE
M&R/SER- CHEM FEED/SAMPLING	3,160	3,300	140
M&R/SER- TOOLS/EQUIPMENT	3,540	3,700	160
M&R/SER- LINES & VALVES	1,400	7,240	5,840
M&R/SER- FLOW METERS	2,780	2,240	(540)
M&R/SER- LIFT STATIONS	16,740	20,080	3,340
M&R/SER- SEWER SYSTEM	22,300	19,500	(2,800)
M&R/SER- TRUCKS,TRAILER&EQ	3,760	3,760	
M&R/SER- RADIO EQUIPMENT	550	550	
M&R/SER- GENERAL MAINT.	1,220	1,150	(70)
M&R/SER- BIOSOLIDS REMOVAL	54,240	56,456	2,216
M&R/SER- SAFETY	520	520	
M&R/SER- ROADS	340	100	(240)
M&R/SER- AUXILLARY POWER	900	700	(200)
M&R/SER- BIOSOLIDS SITE	1,200	1,400	200
M&R/SER- SCADA	5,200	4,700	(500)
M&R/SER- AUX GENERATOR	5,620	6,100	480
M&R/SER- BLOWERS	3,540	3,040	(500)
M&R/SER- INSTRUM/ELECTRICAL	2,540	2,040	(500)
M&R/SER- NON-POT WATER SYSTEM	360	370	10
M&R/SER- GEN. OFFICE BLDG	463	230	(233)
M&R/SER- OTHER	2,000	1,540	(460)
Total SERVICES	**158,533**	**163,376**	**4,843**
TOTAL MAINTENANCE & REPAIR	**355,967**	**369,558**	**13,591**

GUADALUPE-BLANCO RIVER AUTHORITY
RURAL UTILITIES DIVISION - WORKPLAN AND BUDGET
FISCAL YEAR ENDING AUGUST 31, 2013

	FY 2012 BUDGET	FY 2013 BUDGET	FY 2012-2013 DIFFERENCE
PROJECT DEVELOPMENT			
MISC PROJ DEV-BENEFITS	593		(593)
MISC PROJ DEV-A&G	483		(483)
MISC PROJ DEV-NON GEN EMPL	1,464		(1,464)
Total	**2,540**		**(2,540)**
LEGENDS POND EXPANSION-BENF	1,070		(1,070)
LEGENDS POND EXPANSION-A&G	872		(872)
LEGENDS POND EXPAN-NON GEN EMP	2,641		(2,641)
Total	**4,583**		**(4,583)**
DUNLAP AREA MASTER PLAN-STAFF	3,962	1,986	(1,976)
DUNLAP AREA MASTER PLAN-BENEFT	3,506	804	(2,702)
DUNLAP AREA MASTER PLAN-A&G	2,857	655	(2,201)
DUNLAP AREA MASTER PLAN-SUPERV	4,694		(4,694)
Total	**15,019**	**3,446**	**(11,573)**
TOTAL PROJECT DEVELOPMENT	**22,142**	**3,446**	**(18,696)**

GUADALUPE-BLANCO RIVER AUTHORITY
RURAL UTILITIES DIVISION - WORKPLAN AND BUDGET
FISCAL YEAR ENDING AUGUST 31, 2013

	FY 2012 BUDGET	FY 2013 BUDGET	FY 2012-2013 DIFFERENCE
WIP - OPERATING			
DUNLAP REGIONAL WW LS-STAFF	56,113		(56,113)
DUNLAP REGIONAL WW LS-BENEFITS	22,726		(22,726)
DUNLAP REGIONAL WW LS-TRAVEL	5,000		(5,000)
DUNLAP REGIONAL WW LS-SERVICE	5,000		(5,000)
DUNLAP REGIONAL WW LS-A&G	18,517		(18,517)
DUNLAP REGIONAL WW LS-LEGAL	10,000		(10,000)
DUNLAP REGIONAL WW LS-PROF FEE	95,000		(95,000)
DUNLAP REGIONAL WW LS-CONST	950,000		(950,000)
DUNLAP REGIONAL WW LS-MAT'L	5,000		(5,000)
DUNLAP REGIONAL WW LS-MISC/WO	5,000		(5,000)
Total	**1,172,356**		**(1,172,356)**
MIDTEX COLLECTION SYST-TRAVEL	700		(700)
MIDTEX COLLECTION SYST-MAT'L	95,201		(95,201)
MIDTEX COLLECTION SYST-MISC/WO	3,000		(3,000)
Total	**98,901**		**(98,901)**
LEGEND POND DEV-PROF FEE	5,000		(5,000)
Total	**5,000**		**(5,000)**
WHITE WING SUBD WW-TRAVEL	500		(500)
WHITE WING SUBD WW-SERVICE	500		(500)
WHITE WING SUBD WW-PROF FEE	2,000		(2,000)
WHITE WING SUBD WW-CONST	5,000		(5,000)
WHITE WING SUBD WW-MAT'L	500		(500)
WHITE WING SUBD WW-MISC/W.OFF	1,000		(1,000)
Total	**9,500**		**(9,500)**
REPLACE AERATOR-SERVICE	25,000	25,000	
Total	**25,000**	**25,000**	
TOTAL WIP - OPERATING	**1,310,757**	**25,000**	**(1,285,757)**

GUADALUPE-BLANCO RIVER AUTHORITY
RURAL UTILITIES DIVISION - WORKPLAN AND BUDGET
FISCAL YEAR ENDING AUGUST 31, 2013

	FY 2012 BUDGET	FY 2013 BUDGET	FY 2012-2013 DIFFERENCE
WIP - CONSTRUCTION			
DUNLAP REG WW LS CONST-STAFF		5,325	5,325
DUNLAP REG WW LS CONST-BENEFIT		2,156	2,156
DUNLAP REG WW LS CONST-A&G		1,757	1,757
Total		**9,238**	**9,238**
RIVER BEND PUMP STATION-STAFF		6,180	6,180
RIVER BEND PUMP STATION-BENEFI		2,503	2,503
RIVER BEND PUMP STATION-TRAVEL	5,000	1,000	(4,000)
RIVER BEND PUMP STATION-SERVIC	1,000		(1,000)
RIVER BEND PUMP STATION-A&G		2,039	2,039
RIVER BEND PUMP STATION-LEGAL	2,500		(2,500)
RIVER BEND PUMP STATION-PRO FE	60,000	25,000	(35,000)
RIVER BEND PUMP STATION-CONST	500,000	694,000	194,000
RIVER BEND PUMP STATION-MAT'L	2,500	1,000	(1,500)
RIVER BEND PUMP STATION-MISC	5,000	2,000	(3,000)
Total	**576,000**	**733,722**	**157,722**
TOTAL WIP - CONSTRUCTION	**576,000**	**742,960**	**166,960**

WATER RESOURCES DIVISION
WORK PLAN AND BUDGET

Fiscal Year Ending August 31, 2013

Water Sales

Canyon Dam and Reservoir

Completed in 1964, this cooperative project between the U.S. Army Corps of Engineers and GBRA provides flood control protection and a stored water supply. GBRA operates the water storage portion to provide municipal, industrial, and agricultural customers with a dependable water supply particularly during drought or low flow conditions.

GBRA is responsible for reservoir water management and release within the 'conservation pool,' between 800 feet mean sea level (msl) and the normal operating elevation of 909 msl. The Corps is responsible for management and release of waters within the 'flood control pool' at elevations of 909 to 943 msl. Water is normally released as soon as possible from this portion of the reservoir which must be kept empty to contain runoff from high rainfall and flood events.

Primarily, the reservoir provides flood control protection for people living downstream of the Dam, but it also supplies many users with their sole source of water. For others, it provides a dependable alternative source of water during drought conditions and low river flows. Reservoir water supplies stored water to cities, industries and agricultural users. Under a permit issued by the State of Texas, GBRA is allowed to divert an average of 90,000 acre-feet per year of stored water to supply contracted water users.

The dam is an earthfill embankment, 224 feet high and 6,830 feet long. At maximum 'conservation pool' level of 909 feet elevation msl, the reservoir covers more than 8,200 surface acres and impounds 386,200 acre-feet of water to a depth of 140 feet. At maximum 'flood control pool' elevation of 943 feet msl, the reservoir impounds a total of 732,600 acre-feet of water.

- Service Provided: Raw Water
- Location: Canyon Lake, TX
- Startup Operation Date: 1964
- Service Area: Guadalupe River Basin
- # of Current Employees: 16
- Budgeted Revenue: $22,533,869


Water Samples for testing

Regional Laboratory

The Regional Laboratory provides support services for GBRA-operated water and wastewater plants, chemical and bacteriological testing for cities, water districts, industries, consulting firms, and private individuals, and environmental monitoring within the river basin.

The laboratory conducts chemical and bacteriological analysis of potable water, wastewater and environmental samples utilizing current technology and equipment, including a Perkin-Elmer 5100ZL Graphite Furnace/Flame Atomic Absorption Unit to test water for the presence of lead and 14 other heavy metals.

In addition to its broad water quality planning initiatives and participation in environmental and water quality monitoring programs within the river basin, the laboratory also sponsors and trains Texas Watch water quality monitors, a statewide volunteer program created under the Texas Clean Rivers Act of 1994 to involve citizens in the testing and protection of water resources. The lab also conducts presentations for schools, civic and other organizations on water quality, environmental issues, Texas Watch and other water-related subjects.

The laboratory maintains strong working relationships with federal, state and local government agencies responsible for water quality, as well as corporations and individuals capable of affecting water quality. In addition, the Regional Laboratory earned acceptance into the National Environmental Laboratory Accreditation (NELAP).

- Service Provided: Water testing
- Location: Seguin, TX
- Startup Operation Date: 1974
- # of Current Employees: 6
- Budgeted Revenue: $830,000

Removing log jams

Calhoun Canal

This system diverts water from the Guadalupe River into the GBRA main canal for distribution to industrial, municipal, and agricultural customers in Calhoun County through a series of irrigation canals, checks, pump stations and pipelines.

The system provides a raw water supply for the Port Lavaca Water Treatment Plant and industrial refinery operations operated by Seadrift Coke, Ineos Nitriles and the Dow Chemical Company's Seadrift plant. It also delivers irrigation water to agricultural users, including the Calhoun County rice industry.

As part of the Water Supply System operation, ongoing maintenance to the Lower Guadalupe Diversion Dam and Salt Water Barrier near Tivoli provides efficient diversion and protects the area water supply from salt water contamination. Clearing log jams from the lower reaches of the Guadalupe River provides safe access for navigation and prevents course changes.

In addition, the division conducts water quality monitoring and testing services, as well as billing and contract administration services.

- Service Provided: Water supply
- Location: Calhoun County, TX
- Startup Operation Date: 1962
- Rice acres irrigated: 2,200
- # of Current Employees: 7
- Budgeted Revenue: $1,359,638

San Marcos WTP

This division operates and manages the City of San Marcos' water treatment plant, recently upgraded to 21 mgd. Raw water from Canyon Reservoir is pumped from Lake Dunlap through a 20-mile pipeline, treated to meet state and federal drinking standards, and delivered to the cities of San Marcos, Kyle, Buda, as well as the Go Forth WSC, Monarch Utilities, and Sunfield MUD.

The plant is owned by the City of San Marcos, which selected GBRA to be the contract operator of this $7.2 million facility. Operations began in January 2000 with an initial treatment capacity of 6 mgd.

The plant's water source is stored water from Canyon Reservoir, contracted by the City of San Marcos and others. GBRA built and owns the pump station at Lake Dunlap that diverts the stored water, and the 20 miles of pipeline that delivers the water to the plant for treatment.

The conversion to surface water has reduced the City of San Marcos' daily pumping from the Edwards Aquifer by an average of 75%. Reduced pumping protects the spring flow contributions to the Guadalupe River from the Comal Springs and the San Marcos Springs. Existing city wells can be reserved for use as supplemental resources during peak usage periods.

- Service Provided: Water treatment
- Location: San Marcos, TX
- Startup Operation Date: January 2000
- Service Area: Hays County, TX
- Plant Capacity: 21 mgd
- # of Gallons Treated: 3,262,019,000
- # of Current Employees: 6
- Budgeted Revenue: $1,767,181

Buda WWTP

This plant operates and manages 1,500,000 gallons per day (gpd) under contract with the City of Buda. GBRA assumed operations of the Buda WWTP in October 2001 after the plant expansion in July 2001. Located in the environmentally sensitive Onion Creek watershed, the plant is operated as a "complete mix, activated sludge system" utilizing three clarifiers and three filters for biosolids and phosphorus removal. Sludge handling is facilitated by a 2 meter belt filter press. Reuse water is supplied to the City for irrigation of rights of way and parks.

- Service Provided: Wastewater treatment
- Location: Buda, TX
- Startup Operation Date: 1985
- Customer: City of Buda
- Capacity: 1.5 MGD
- # of Current Employees: 2
- Budgeted Revenue: $509,361

Guadalupe-Blanco River Authority
Water Resources Division Organizational Chart

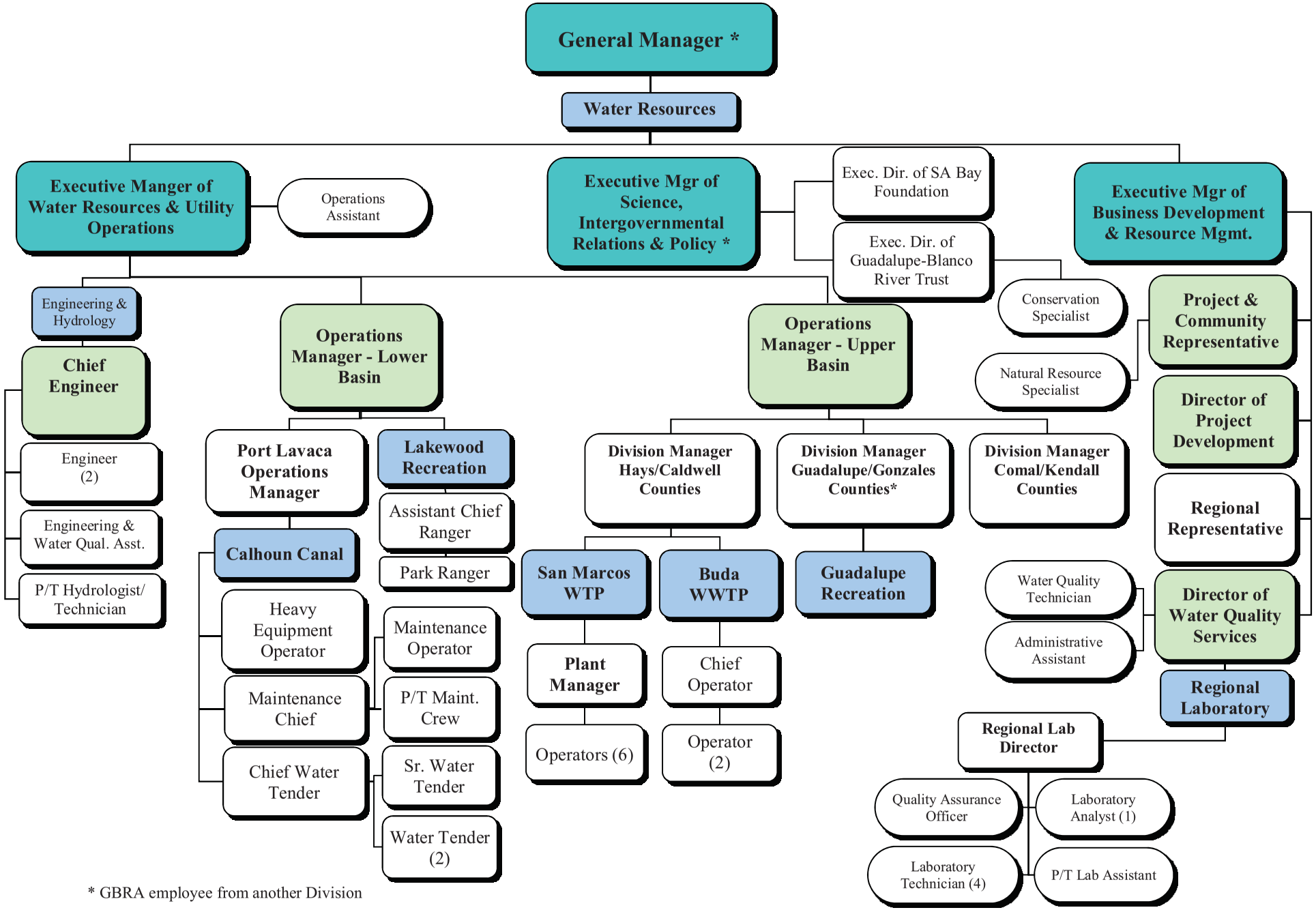

* GBRA employee from another Division

Staffing Summary

Water Resources	# of Authorized Positions (FTE)		
	2011	2012	2013
Water Supply			
Executive Mgr. of Water Resources & Utility Oper.	1	1	1
Executive Mgr. of Business Dev. & Resource Mgmt.	1	1	1
Operations Manager - Lower Basin	1	1	1
Operations Manager - Upper Basin	1	1	1
Chief Engineer	1	1	1
Director of Project Development	1	1	1
Director of Water Quality Services	1	1	1
Divison Manager - Comal/Kendall Counties	1	1	1
Divison Manager - Hays/Caldwell Counties	1	1	1
Executive Director of Guadalupe Blanco River Trust	---	1	1
Executive Director of SA Bay Foundation	---	1	1
Customer Rep & Eco Dev Manager	1	---	---
Engineer	2	2	2
Project & Community Representative	1	1	1
Regional Representative	1	1	1
Assistant Chief Ranger	1	1	1
P/T Hydrologist/Technician	0.5	0.5	0.5
Operations Assistant	1	1	1
Water Quality Technician	1	1	1
Engineering & Water Quality Assistant	1	1	1
Natural Resource Specialist	1	1	1
Maintenance Chief	1	---	---
Administrative Assistant	1	1	1
Park Ranger	1	1	1
Conservation Specialist	---	---	1
Total Water Supply	22.5	22.5	23.5
Regional Laboratory			
Regional Lab Director	1	1	1
Laboratory Analyst	2	2	1
Quality Assurance Officer	1	1	1
Laboratory Technician	3	3	4
P/T Lab Assistant	0.5	0.5	0.5
Intern	0.5	0.5	---
Total Regional Laboratory	8	8	7.5
Calhoun Canal			
Port Lavaca Operations Manager	1	1	1
Chief Water Tender	1	1	1
Heavy Equipment Operator	1	1	1
Senior Water Tender	1	1	1
Water Tender	2	2	2
Maintenance Chief	1	1	1
Maintenance Operator	1	1	1
P/T Maintenance Crew	0.5	0.5	0.5
Total Calhoun Canal	8.5	8.5	8.5
SUBTOTAL	**39**	**39**	**39.5**

Staffing Summary

Water Resources - Cont.	# of Authorized Positions (FTE)		
	2011	2012	2013
SUBTOTAL	**39**	**39**	**39.5**
San Marcos WTP			
Plant Manager	1	1	1
Operator	6	6	6
Total San Marcos	7	7	7
Buda WWTP			
Chief Operator	1	1	1
Operator	2	2	2
Total Buda WWTP	3	3	3
TOTAL	**49**	**49**	**49.5**

Changes from FY 2011 to FY 2012
1-Executive Director of Guadalupe Blano River Trust position was added.
1-Executive Director of SA Bay Foundation position was added.
1-Customer Rep & Economic Development Manager position was removed.
1-Maintenance Chief position was removed.
Project Coordinator title was changed to Project & Community Representative.

Changes from FY 2012 to FY 2013
1-Conservation Specialist position added to Water Sales.
1-P/T Intern position was removed in Regional Lab.
* Laboratory Analyst position changed to Laboratory Technician.

Budget Summary

Division: **Water Resources**

Description

The Water Resources Division provides cities, industries, and agricultural producers with a reliable water supply, including stored water from Canyon Reservoir. Since 1964, the Reservoir has provided the river basin below Canyon Dam with flood control and a dependable water supply during times of reduced rainfall or low river flow. Many users rely on this water as their sole source of supply while, for others, it provides the reassurance of a firm source of water even during drought conditions.

This division is also responsible for GBRA's water quality program as well as the operation of a regional water quality laboratory located at the general office in Seguin. The regional water quality laboratory not only provides services to GBRA operations, but also performs water and wastewater analyses for both private and public entities as well as individuals.

Another component of the Water Resource Division is the Calhoun Canal System. The Canal System delivers raw water to agricultural, municipal, and industrial customers in Calhoun County.

GBRA, through its San Marcos Water Treatment Plant System, serves as the contract operator of a surface water plant and well system owned by the City of San Marcos. Early in January 2000, San Marcos WTP employees brought the Plant on-line and started operations of the well system in December 2005.

In October 2001, GBRA assumed operations of the wastewater treatment plant from the City of Buda. This plant is staffed by two operators and supervised by the Chief Operator of Shadow Creek Operations. The facility is managed by the Division Manager – Hays/Caldwell Counties and the Operations Manager – Upper Basin provides technical oversight.

Objectives

The following objectives are the division's operating plan in working toward the goals and objectives as outlined in the mission statement.

WATER RESOURCE MANAGEMENT GOAL

Lake Wood Recreation Area
To … insure proper training and state of readiness for park staff to implement emergency procedures during high water and flood conditions on the Guadalupe River.

Regional Laboratory & Water Quality
To … maintain representative, accurate, precise and comparable laboratory test results, thereby providing the data upon which sound water quality decisions may be made.

Calhoun Canal
To... gain the necessary approval of all affected businesses in order to apply an approved aquatic herbicide to control an obnoxious specie of submerged aquatic weed that is restricting and disrupting flows to the lower reaches of the irrigation system.

San Marcos Water Treatment Plant
To … use water efficiently by coordinating raw and treated water deliveries with no unscheduled downtime.
To … complete work plan tasks within 95% of budget projections.

Buda Wastewater Reclamation Facility
To…work with the City of Buda on projects related to water reuse, pretreatment, and water quality.

WATER QUALITY GOAL

Lake Wood Recreation Area
To … continually monitor all island lots adjacent to Lake Wood, major shoreline disturbances, etc. that may create a potential water quality problem. Program to include:

- Annual water quality sampling adjacent to island lots.
- Annual inspection of all island lot properties to identify non-permitted property modifications on lease property.

Regional Laboratory & Water Quality
To … continue water quality sampling of river basin sites funded by GBRA and those contracted for under the Texas Clean Rivers Program and other grant-funded projects, and to make this data available to the public and regulatory agencies.

Calhoun Canal
To … continue to work with Union Carbide to minimize reverse flows of lower quality water in the old Goff Bayou area.

San Marcos Water Treatment Plant
To … meet or exceed Texas Commission on Environmental Quality and Environmental Protection Agency water quality requirements and continue to receive TOP OPS certification.
To … meet or exceed all water quality goals as outlined in the System's work plan.

Buda Wastewater Reclamation Facility
To… meet or exceed all Texas Commission on Environmental Quality and United States Environmental Protection Agency waste water discharge standards.

PUBLIC SERVICES GOAL

Lake Wood Recreation Area
To … continue evaluation of current services provided by GBRA to customers to determine future recreational needs and facility development. GBRA will pursue outside sources of funding (grants, etc) to assist with facility development.

Regional Laboratory & Water Quality
To … provide physical, chemical and biological laboratory analyses of water from natural streams, potable and wastewater treatment plants, groundwater wells and biosolids for the Guadalupe-Blanco River Authority's operations, municipalities, industries, consulting engineers, and the general public, and to assist customers by interpreting this information when needed.

Calhoun Canal
To … continue to work with the Calhoun County Marine Advisory Board in promoting stewardship of water resources.

San Marcos Water Treatment Plant
To … supply high quality potable water in quantities requested by the City and IH35 customers as outlined in the operations contracts.
To … provide information to the general public concerning water quality and plant operations and provide data needed to assist the City and IH35 customers in completion of the annual Consumer Confidence Report.
To … remain aware of local issues as related to water quality.

Buda Wastewater Reclamation Facility
To… provide information to the City of Buda and the general public concerning plant operations and quality of effluent from the plant.

ECONOMIC DEVELOPMENT GOAL

Lake Wood Recreation Area
To … continue participation in Regional Tourism Groups, the Gonzales Paddle Trail, and the Gonzales Chamber of Commerce & Agriculture in the support of economic and tourism development. GBRA's focus will be the promotion of economic and tourism development on a "region-wide" basis instead of individual community programs.

Regional Laboratory & Water Quality
To … maintain a database and website of the Guadalupe River Basin's water quality information and special studies for use by economic development groups, chambers of commerce, city councils, and prospective enterprises and industries.

Calhoun Canal
To ... continue to explore rates and contract language for unique aquatic ventures and new irrigation projects so that conservation and cash flow is maintained or enhanced for the Calhoun Canal Division.

San Marcos Water Treatment Plant
To … assist in studies for delivering high quality potable water to entities located in the Plant service area.
To … maintain the plant as a "show place" and produce superior water.
Buda Wastewater Reclamation Facility
To… assist in the development of water reuse projects within the service area of the City of Buda.

TECHNICAL ASSISTANCE AND SUPPORT GOAL

Lake Wood Recreation Area
To … develop and host cooperative training programs to benefit GBRA, our customers, the general public and other entities. Training program will include:

- TPWD Kid Fish Program
- Aquatic Plant Management and Control Programs
- Assist local university researchers with ongoing projects related to river studies.

Regional Laboratory & Water Quality
To … provide Regional Laboratory employees with training opportunities to attain and maintain laboratory analyst certificates of competency.
To … maintain Texas Commission on Environmental Quality (TCEQ) certification for the analysis of potable water for total coliform, total organic carbon, chlorite and other constituents in order to provide this capability to municipalities, industries, consulting engineers, the general public as well as to GBRA's operations.

To … implement laboratory management and quality control processes required to obtain the Texas Environmental Laboratory Accreditation required by the TCEQ.
To … allow Regional Laboratory and Water Quality Division employees an opportunity to provide technical assistance on committees or projects dealing with water quality issues, such as TCEQ work groups and advisory committees and state and national laboratory accreditation advisory committees.

Calhoun Canal
To ... continue to participate in the sponsorship of field days for the Texas Agri-Life experiment station at Eagle Lake.

San Marcos Water Treatment Plant
To … provide training to system employees to improve their knowledge and skills in water treatment.
To … provide assistance in regional potable water quality and supply studies.

Buda Wastewater Reclamation Facility
To… provide training to Facility operators to improve their knowledge and skills in waste water treatment.
To… provide information and assistance in pretreatment and water reuse issues.

COMMUNICATION AND EDUCATION

Lake Wood Recreation Area
To …assist with display exhibits on GBRA operations at the annual TPWD EXPO, and Houston Boat, Sport, & Travel Show.
To … serve as a local source for information and provide warnings during river flood events.

Regional Laboratory & Water Quality
To … continue to offer tours of the Regional Laboratory to area schools, science camps and teacher workshops as well as offer personnel time for classroom presentations on water quality, ecology or careers in science.
To … continue to serve as a resource to students in the public and private school systems as well as the colleges and universities in the area.
To … make accessible through the GBRA web site, information on water quality that includes the final reports of projects completed under the auspices of the Texas Clean Rivers Program and other monitoring projects in the Guadalupe River Basin.

Calhoun Canal
To … continue to meet with Drainage District #8 or other district representatives on an annual basis to insure a mutual understanding of related irrigation and drainage operations.

San Marcos Water Treatment Plant

To … sponsor school tours and serve as a TEEX training location as requested.
To … assist the City and the I-35 customers in preparation of the annual Consumer Confidence Report.
To … operate in a team environment that allows for efficient internal and external communications.

Buda Wastewater Reclamation Facility

To … operate in a team environment that allows for efficient internal and external communication.
To… provide technical assistance and information to the City of Buda and other entities in the area concerning wastewater pretreatment, treatment, and reuse.

Budget Summary

REVENUES - Water Resources

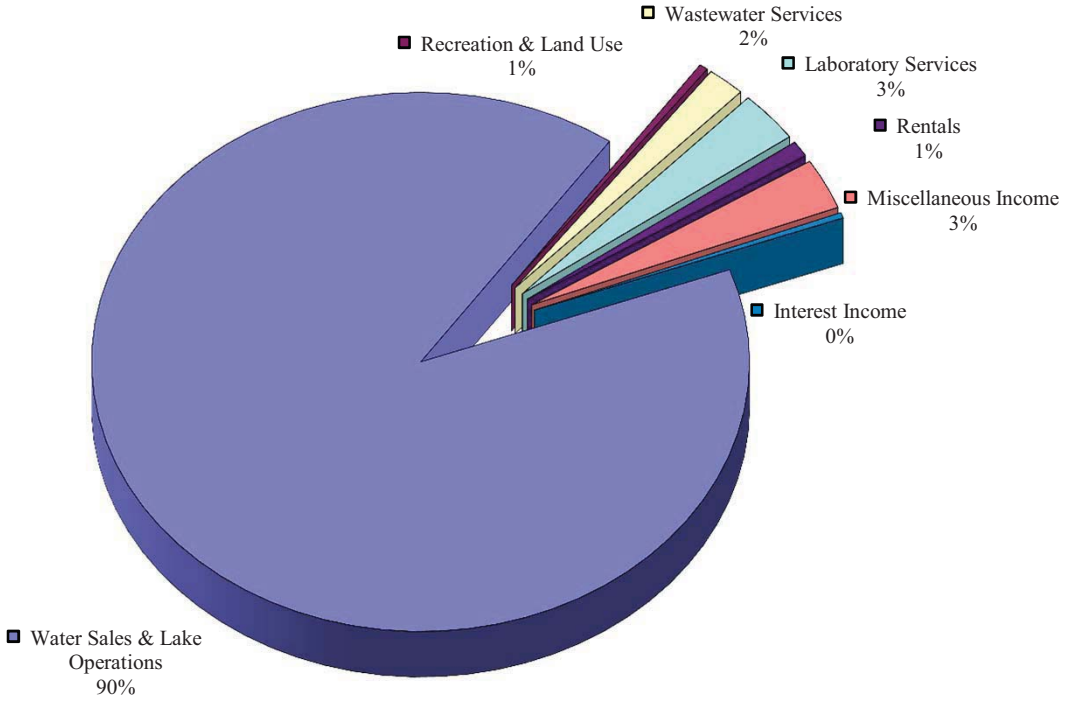

Revenues	FY 2011 Actual	FY 2012 Budget	FY 2013 Budget
Pollution & Industrial Financing			
Power Sales			
Water Sales & Lake Operations	22,497,708	23,161,955	24,461,515
Recreation & Land Use	115,840	108,586	115,200
Wastewater Services	478,799	510,298	509,361
Laboratory Services	736,451	770,000	830,000
Rentals	261,804	259,724	257,344
Administrative & General			
Miscellaneous Income	1,315,433	821,467	826,629
Total Operating Revenue	**25,406,035**	**25,632,030**	**27,000,049**
Interest Income	145,715	103,140	90,720
Grand Total Revenues	**25,551,751**	**25,735,170**	**27,090,769**

Budget Summary

EXPENSES - Water Resources

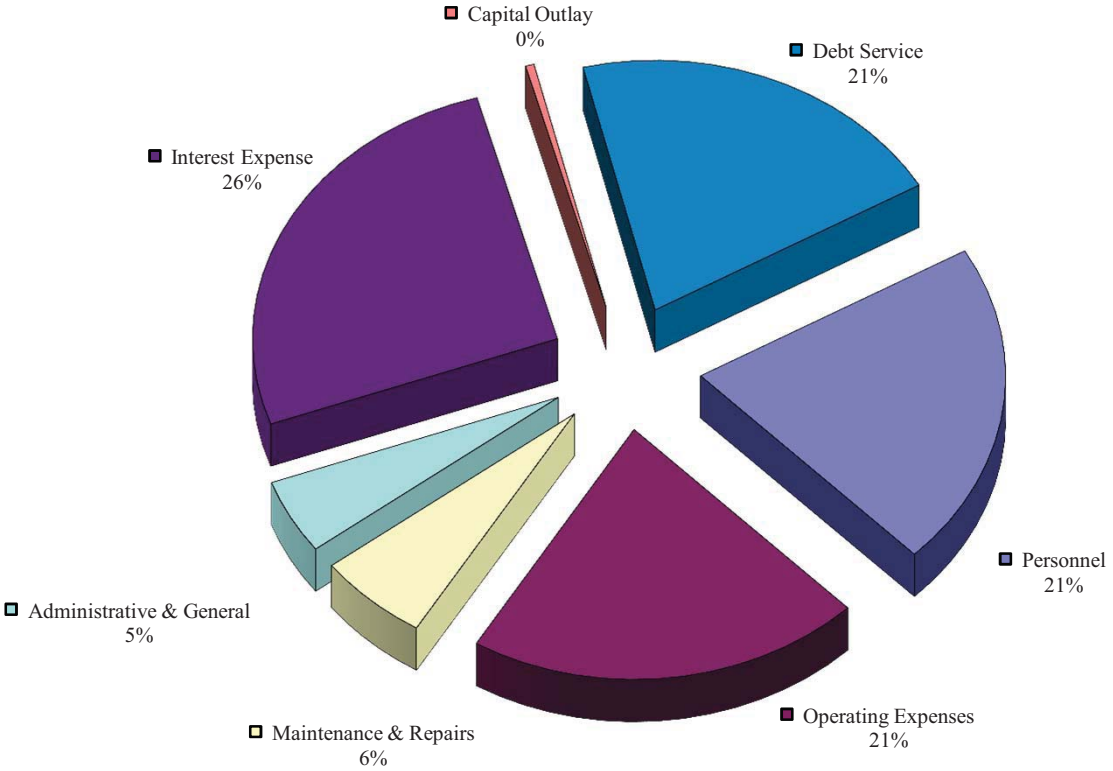

Expenses	FY 2011 Actual	FY 2012 Budget	FY 2013 Budget
Personnel	4,304,519	4,267,416	4,585,439
Operating Expenses	8,193,471	6,737,141	4,590,554
Maintenance & Repairs	988,015	1,300,244	1,307,293
Administrative & General	983,450	984,414	1,055,553
Total Operating Expenses	**14,469,455**	**13,289,216**	**11,538,839**
Interest Expense	5,892,915	6,015,377	5,745,775
Capital Outlay	8,983,170	82,578	98,100
Debt Service	4,719,546	3,938,740	4,474,319
Grand Total Expenses	**34,065,087**	**23,325,911**	**21,857,033**

Water Resources Division
Water Sales System
Operating Plan for Fiscal Year Ending 8/31/13

BACKGROUND

A water supply division was originally organized for the purpose of administering the development and sale of water from various sources including reservoir storage in the Guadalupe River Basin. A firm water rate structure for water from reservoir storage was first adopted by the Board of Directors in 1974. The adoption of a utility concept inherent in the firm water rate serves to provide an equitable charge to all water customers. Over time, the water supply activities were expanded into the current Water Resources Division. The Division is organized to include the basic aspects of GBRA's Water Resource Mission including water resource supply, operations, planning, development, conservation, flood water management, water based recreation, as well as water quality monitoring and protection.

Reservoir and diversion system operations and river management responsibilities are divided between operations personnel and the staff of the Engineering Department. The Executive Manager of Water Resources and Utility Operations has the responsibility for water supply contracts and distribution while day to day reservoir control and coordination with the Corps of Engineers is the responsibility of the Chief Engineer. Operation and maintenance of the facilities in the lower river basin are the responsibility of the Operations Manager - Lower Basin. In addition to water supply responsibilities, the Division also operates two small water-related recreation areas near Seguin and Gonzales. These recreation areas provide river access for boating and fishing as well as park land for camping and picnicking. During Fiscal Years 2000 and 2001, GBRA initiated two new raw water supply operations, the San Marcos (SMRWDS) and Guadalupe Power Partners Raw Water Delivery Systems (GPPRWDS). These two systems were constructed to deliver water to municipalities, water supply corporations, and electric generating plants. In 2013, the emphasis of the Water Resources Division will be the continuation of numerous programs that fulfill the Water Resource Mission, match the goals and objectives set by the GBRA Board of Directors, and which meet the needs of customers and residents of the district.

In 2003, GBRA initiated an Economic Development/Customer Service Department to assist cities and counties within GBRA's statutory district with community and economic development. The department assists communities with writing and securing grant funds and providing technical assistance and financial contributions to projects that enhance the quality of life, increase and enhance tourism, provide recruitment of new industry and retention of existing businesses, encourage economic diversification, and improves the quality or quantity of services essential to a viable community. Assistance is provided to local Economic Development Corporations, Chambers of Commerce, and city and county governments.

Customer relations development and maintenance are important to GBRA's mission because through these efforts, GBRA is in a better position to understand and efficiently meet the water resource needs of the district. Emphasis will continue to be placed on enhancing customer communications during FY 2013 through regular correspondence, customer meetings and personal contacts, thus enabling GBRA to respond more efficiently and effectively to customers and build positive long-term relationships.

REVENUE SOURCES AND TRENDS

Water sales revenues are based on increasing the firm stored water rate from $114 per acre-foot per year to $125.00 per acre-foot per year effective October 1, 2012. Total water sales revenues from Canyon Reservoir storage for FY 2013 are projected at $11.47 million.

A second source of revenue for FY 2013 will be derived from the operation of two raw water pipelines and one treated water pipeline that provide water for two power plants, the Canyon Regional Water Authority, the City of San Marcos Water Treatment Plant, GoForth SUD, Sunfield M.U.D., Monarch Utilities L.P., and the cities of Kyle and Buda. Revenue to operate these water delivery systems during FY 2013 is estimated at $5,154,526 which includes debt service on the Regional Raw Water Pipeline and the IH35 Treated Water Pipeline.

A third source of revenue for FY 2013 will be reimbursement of debt service payments from customers of GBRA's Western Canyon Project. This revenue is estimated to total $5,852,006 during FY 2013.

CAPITAL ADDITIONS AND OPERATING EXPENDITURES

There are several major operating expense components to the water sales and supply system work plan within the Water Resources Division. Coordination with and payment to the U.S. Army Corps of Engineers, the U.S. Geological Survey, and the TCEQ South Texas Watermaster make up a major part of the Work Plan and Budget. Jointly these items approximate $507,000.

GBRA's department of Public Communication and Education works to foster a productive, mutually beneficial relationship between GBRA and the residents, businesses and schools in the Guadalupe River Basin and to increase awareness and appreciation by the general public, schools, teachers and students of water and water-related issues. The department is staffed by a Manager of Communications and Education, a Public Communications Assistant, Project and Publications Specialist, Board Relations and Publications Specialist and an Environmental Education Administrator who develop and implement communication and education strategies to ensure that GBRA's mission, projects, services and initiatives are explained clearly and consistently. The staff produces the Comprehensive Annual Financial Report, River Run Magazine and related literature and audio-visual materials; coordinates information for the GBRA website; creates advertising, news releases and media relations programs; develops community and school education materials and special water-related curricula for elementary, middle and high school use; conducts teacher in-service training; develops presentations, tours and workshops for schools, teachers and community groups; is working to develop the basin's first comprehensive environmental learning center; and supplies public information and media contact assistance during extreme events such as floods and droughts. Those projects related to GBRA's water quality, water conservation and flood management activities are funded in the Water Sales System budget.

Professional service fees within the system include legal and engineering for ongoing operations, as well as for potential projects such as water supply studies, water quality studies, hazard mitigation requirements, watershed management studies, and participation in wastewater discharge hearings that affect the Guadalupe River Basin. In FY 2013, operating costs expended for professional fees is budgeted at $599,075.

Maintenance and repair expenses primarily relate to the payment to the Corps of Engineers for the maintenance of Canyon Dam; maintenance of the Lower Guadalupe Diversion Dam and Salt Water Barrier and river diversion system; and the removal of log jams. Payments to the Corps of Engineers for maintenance of Canyon Dam have generally increased over the last several years due to repairs to the dam and the stilling basin below the dam. During FY 2013, these costs are budgeted at $360,000, which

is $40,000 less than last fiscal year, due to the fact that the Corps has completed some of the repair projects identified in their five year plan.

The Work Plan includes two capital additions, including work on the Calhoun County Siphon Gates and Lake H5 Island Lot Restoration. In the aggregate, these capital additions and construction projects total $21,200.

New and ongoing development activities are also budgeted. These projects include GBRA's participation in the Senate Bill 1 water planning process sponsored by the Texas Water Development Board (TWDB); several interrelated studies related to the development of ground and surface water supplies; the Canyon Gorge Project; Simsboro Aquifer Water Supply study; environmental flow studies, ongoing work and studies related to the Edwards Aquifer Recovery Implementation Plan and Mid-Basin Water Supply project studies.

An additional major effort that GBRA has budgeted in its project development accounts during FY 2013 relates to a Whooping Crane Endangered Species lawsuit. This case was filed in federal court by a non-profit group called "The Aransas Project" (TAP) and is seeking to re-allocate water rights in the Guadalupe River Basin so that the citizens, industries & agricultural interests along the river have less water and the bay in turn receives more water. Because of the critical importance of this issue, GBRA has intervened in the case and has budgeted approximately $2.4 million during FY 2013 to defend GBRA's and its customer's interests. GBRA has also had to delay many other important water supply projects and studies because of the time and expense associated with this lawsuit.

FUND BALANCE

Funds for the above listed capital additions and maintenance projects, as well as all of the other operating expenditures that are summarized in the following pages, will be provided by revenues from customer billings.

The net increase in fund balance that GBRA anticipates in the Water Sales System of the Water Resource Division after paying all FY 2012 budgeted expenditures is $38,273.

GUADALUPE-BLANCO RIVER AUTHORITY
WORKPLAN AND BUDGET
FISCAL YEAR ENDING AUGUST 31, 2013

041 - WATER SALES

	FY 2012 BUDGET	FY 2013 BUDGET	FY 2012-2013 DIFFERENCE
OPERATING REVENUES			
WATER SALES & LAKE OPERATIONS:			
W/S AEP TX CENTRAL CO	511,500	558,375	46,875
W/S INEOS NITRILES GREEN LAKE	125,033	136,492	11,458
W/S PORT LAVACA WTP	68,200	74,450	6,250
W/S C.C. RURAL WATER SUPPLY	8,298	9,058	760
W/S CITY OF SEGUIN	113,667	124,083	10,417
W/S GONZALES COUNTY WSC	79,567	86,858	7,292
W/S SPRINGS HILL WSC	284,167	310,208	26,042
W/S REBECCA CREEK MUD	14,777	16,131	1,354
W/S CRWA-HAYS CO,SAN MARC	231,653	252,882	21,229
W/S SEADRIFT COKE	37,965	41,444	3,479
W/S UNION CARBIDE	11,367	12,408	1,042
W/S STANDARD GYPSUM	29,326	32,014	2,688
W/S WESTERN CANYON	57,000	31,250	(25,750)
W/S STRUCTURAL METALS	79,567	86,858	7,292
W/S NEW BRAUNFELS UTIL.	953,507	1,165,340	211,833
W/S CRYSTAL CLEAR WSC	90,933	99,267	8,333
W/S GOLF CLUB OF SEGUIN	2,842	3,102	260
W/S CANYON REGIONAL W.A.	1,372,126	1,483,339	111,213
W/S CANYON LAKE W.S.C.	727,467	794,133	66,667
W/S CITY OF SAN MARCOS	1,099,000	1,240,833	141,833
W/S GUADALUPE POWER,L.P.	777,480	848,730	71,250
W/S CITY OF KYLE	595,899	675,386	79,486
W/S GREEN VALLEY SUD	113,667	124,083	10,417
W/S HAYS ENERGY LTD PTSP	280,075	305,741	25,667
W/S CITY OF FAIR OAKS	210,283	229,554	19,271
W/S SAN ANTONIO WTR. SYS.	808,783	871,283	62,500
W/S CITY OF BOERNE	410,450	448,065	37,615
W/S SAN JOSE-PARK VILLAGE	36,601	39,955	3,354
W/S CITY OF BLANCO	56,080	74,450	18,370
W/S FORESIGHT	32,963	35,984	3,021
W/S CORDILLERA RANCH, LTD.	113,667	124,083	10,417
W/S KENDALL CUC/TAPATIO SPRGS	85,250	93,063	7,813
W/S HAWK GOLF DEVELOPMENT	22,733	24,817	2,083
W/S CITY OF BUDA	185,827	208,460	22,633
W/S D.H.INV-JOHNSON RANCH	45,467	49,633	4,167
W/S GOFORTH WSC	119,350	130,288	10,938
W/S H H RANCH PROPERTIES	28,417	31,021	2,604
W/S SUNFIELD	356,459	389,125	32,667
W/S MONARCH UTILITIES, LP	63,653	69,487	5,833
W/S LERIN DEVELOPMENT CO. INC	85,250	93,063	7,813
O&M RRWDS PIPELINE TRANSM.	692,445	739,569	47,124
O&M GPP PIPELINE TRANSM.	439,600	462,493	22,893

GUADALUPE-BLANCO RIVER AUTHORITY
WORKPLAN AND BUDGET
FISCAL YEAR ENDING AUGUST 31, 2013

041 - WATER SALES

	FY 2012 BUDGET	FY 2013 BUDGET	FY 2012-2013 DIFFERENCE
O&M IH35 P/L TRNSM-KYLE	167,796	171,295	3,499
O&M IH35 P/L TRNSM-GOFORTH	33,559	43,274	9,715
O&M-IH35 TWDS-BUDA	33,559	35,160	1,601
O&M IH35 P/L TRNSM-SUNFLD	3,703	5,409	1,706
O&M IH35 P/L TRNSM-MONARCH	16,780	31,554	14,774
W/S OTHER SMALL SALES	40,845	44,229	3,384
DEBT SERV REQ-INTEREST	165,502	165,824	322
DEBT SERV REQ-RRWDS PIPELINE	1,655,016	1,658,280	3,264
DEBT SERV REQ-WESTERN CANYON	5,853,534	5,852,006	(1,528)
DEBT SERV REQ-IH35	1,508,542	1,508,020	(522)
Total WATER SALES & LAKE OPERATIONS	**20,937,194**	**22,141,909**	**1,204,715**
RECREATION & LAND USE:			
G. V. RECREATION REVENUE	25,000	20,000	(5,000)
LAKEWOOD REC. REVENUE	83,586	95,200	11,614
Total RECREATION & LAND USE	**108,586**	**115,200**	**6,614**
RENTALS:			
LAKEWOOD RENTAL INCOME	22,880	20,500	(2,380)
OFFICE EXPAN. BLDG RENTAL	230,460	230,460	
Total RENTALS	**253,340**	**250,960**	**(2,380)**
MISCELLANEOUS INCOME:			
MISCELLANEOUS REVENUES	27,000	25,800	(1,200)
Total MISCELLANEOUS INCOME	**27,000**	**25,800**	**(1,200)**
TOTAL OPERATING REVENUES	**21,326,120**	**22,533,869**	**1,207,749**
OPERATING EXPENSES			
STAFF TECHNICAL ASSISTANCE	583,871	683,373	99,502
SUPERVISION	813,554	859,611	46,057
LABOR	278,752	324,396	45,644
Total OPERATING SALARIES & WAGES	**1,676,177**	**1,867,380**	**191,203**
EMPLOYEE EXPENSES & BENEFITS:			
EMPLOYEES' TRAVEL	41,800	51,640	9,840
TRAVEL - WATER QUALITY	3,000	3,000	
TRAVEL EXP - NWRA	12,000	12,000	

GUADALUPE-BLANCO RIVER AUTHORITY
WORKPLAN AND BUDGET
FISCAL YEAR ENDING AUGUST 31, 2013

041 - WATER SALES

	FY 2012 BUDGET	FY 2013 BUDGET	FY 2012-2013 DIFFERENCE
TRAVEL EXP - TWCA	11,000	11,000	
EMPLOYEE BENEFITS	782,806	866,284	83,478
Total EMPLOYEE EXPENSES & BENEFITS	**850,606**	**943,924**	**93,318**
OPERATING SUPPLIES & SERVICES:			
TRUCK OPERATING EXPENSES	1,500	1,800	300
AUTO OPERATING EXPENSES	2,700	2,400	(300)
RIGHT-OF-WAY RENTALS/LEASES	37,700	40,000	2,300
OFFICE RENTAL & EXPENSES	34,000	21,000	(13,000)
SAN ANTONIO BAY FOUNDATION EXP	75,000	50,000	(25,000)
ECONOMIC DEVELOPMENT	70,000	80,000	10,000
GBR TRUST EXPENSE	50,000	80,900	30,900
PUBLIC INFORMATION	3,000	3,000	
GOVERNMENT RELATIONS	2,000		(2,000)
CHAMBER OF COMMERCE	20,000	20,000	
PC-MEDIA EXPENSES	3,000	3,000	
PC-ED/CONSV PROJ.MATERIAL	40,000	55,000	15,000
PC-COMMUNITY REL/SPONSORS	10,000	15,000	5,000
PC-SPECIAL PROJECTS	3,000	7,500	4,500
PC-RIVER RUN MAGAZINE	15,000	17,500	2,500
PC-PECAN FEST	7,500	7,500	
DUES AND MEMBERSHIPS	7,000	7,000	
PUBLICATIONS AND BOOKS	2,000	2,000	
PROCESS/CORPS CANYON	200,000	200,000	
GAUGING/MONITORING	145,000	156,000	11,000
TRAINING EXPENSES	20,000	20,000	
SAFETY & EMERG. EXPENSES	2,000	1,000	(1,000)
SECURITY EXPENSE	500	9,000	8,500
POWER AND UTILITIES	12,000	12,000	
POWER/UTIL-RRWDS PUMP STATION	384,000	400,000	16,000
POWER/UTIL-GPP PIPELINE	177,000	170,000	(7,000)
POWER/UTIL-IH35 PIPELINE	146,844	162,000	15,156
LAB SUPPLIES & EXPENSES	20,000	20,000	
PROFESSIONAL FEES	320,815	416,045	95,230
PROF. FEES-LEGIS. ADVOC.	69,030	69,030	
PROF. FEES-FLOOD MGMT PROG	1,000		(1,000)
PROF.FEES-PUBLIC COMMUNICATION	114,000	114,000	
REGIONAL RWDS PROJECT EXPS.	34,665	33,350	(1,315)
IH35 PIPELINE EXPS.	18,000	15,000	(3,000)
GPP PIPELINE EXPS.	14,730	17,230	2,500
G. V. RECREATION EXPS.	13,500	14,000	500
LAKEWOOD RECREATION EXPS.	56,479	67,576	11,097
COMAL CO. ALERT EXPS.	1,000	1,000	
KENDALL CO. ALERT EXPS.	1,000	1,000	

GUADALUPE-BLANCO RIVER AUTHORITY
WORKPLAN AND BUDGET
FISCAL YEAR ENDING AUGUST 31, 2013

041 - WATER SALES

	FY 2012 BUDGET	FY 2013 BUDGET	FY 2012-2013 DIFFERENCE
KERR CO. ALERT SYS. EXPS.	1,000	1,500	500
SB. 818 ASSESSMENT	40,000	41,000	1,000
WATERMASTER PAYMENT	110,000	110,000	
COMMUNICATIONS	25,000	25,000	
OFFICE SUPPLIES & EXPENSES	20,000	20,000	
COMPUTER SUPPLIES & SERVICE	7,700	1,500	(6,200)
REPRODUCTION/DUPLICATING	20,000	20,000	
BANK SERVICE FEES	8,200	9,400	1,200
INSURANCE EXPENSE	97,526	101,943	4,417
MISCELLANEOUS EXPENSES	7,500	8,000	500
Total OPERATING SUPPLIES & SERVICES	**2,471,889**	**2,650,174**	**178,285**
MAINTENANCE & REPAIR			
LABOR	256,677	271,592	14,915
MATERIAL	117,796	141,418	23,622
SERVICES	740,000	701,731	(38,269)
Total MAINTENANCE & REPAIR	**1,114,473**	**1,114,741**	**268**
TOTAL OPERATING & MAINTENANCE	**6,113,145**	**6,576,219**	**463,074**
ADMINISTRATIVE & GENERAL:			
A & G EXPENSES	637,842	705,861	68,019
Total ADMINISTRATIVE & GENERAL	**637,842**	**705,861**	**68,019**
PROJECT WRITE OFFS TO OPR EXP	**2,406,291**		**(2,406,291)**
TOTAL OPERATING EXPENSES	**9,157,278**	**7,282,080**	**(1,875,198)**
NET OPERATING INCOME	**12,168,842**	**15,251,789**	**3,082,947**

GUADALUPE-BLANCO RIVER AUTHORITY
WORKPLAN AND BUDGET
FISCAL YEAR ENDING AUGUST 31, 2013

041 - WATER SALES

	FY 2012 BUDGET	FY 2013 BUDGET	FY 2012-2013 DIFFERENCE
OPERATING REVENUES	21,326,120	22,533,869	1,207,749
OPERATING EXPENSES	(9,157,278)	(7,282,080)	1,875,198
NET OPERATING INCOME	**12,168,842**	**15,251,789**	**3,082,947**
NON-OPERATING REVENUES (EXPENSES)			
INTEREST INCOME:			
INT ON OPERATING FUNDS	42,000	39,000	(3,000)
INT ON NOW ACCTS	420	420	
INT: I&S FUND,SAN MARCOS BOND	2,400	600	(1,800)
INT: I&S FUND,OFFICE EXP BOND	600	600	
INT: I&S FUND,WEST CANYON BOND	3,300	1,800	(1,500)
INT: I&S FUND,IH 35 BONDS	600	540	(60)
INT: RESERVE FUND,IH35 BONDS	24,000	18,000	(6,000)
INT: W.CANYON RATE STABILIZ.	24,000	24,000	
Total INTEREST INCOME	**97,320**	**84,960**	**(12,360)**
CAPITAL CONTRIBUTIONS:			
GOVERNMENT GRANTS & STATE FUND	516,734	910,471	393,737
CONTRIBUTED BY OTHER FUNDS	(50,000)	(52,000)	(2,000)
Total CAPITAL CONTRIBUTIONS	**466,734**	**858,471**	**391,737**
INTEREST & BANK FEES:			
INTEREST ON CANYON LOAN	(95,616)	(90,276)	5,340
INT- 2011 REFUNDING BONDS		(381,410)	(381,410)
INT - REGIONAL RWDS BONDS 1998	(169,968)	(161,568)	8,400
INT- REG RWDS EXPAN-2007 BONDS	(852,104)	(826,720)	25,384
INT ON WTR RIGHTS LOAN	(35,592)	(34,452)	1,140
INT ON OFFICE EXPAN BONDS	(398,260)		398,260
INT ON OFFICE EXPAN LOANS	(28,140)	(21,456)	6,684
INT ON MID BASIN PROJECT BONDS		(37,608)	(37,608)
INT ON WSTRN CANYON BONDS	(3,458,900)	(3,233,757)	225,143
INT ON IH 35 BONDS	(970,155)	(954,266)	15,889
INT ON NEW EQUIP LOAN	(5,762)	(3,122)	2,640
Total INTEREST & BANK FEES	**(6,014,497)**	**(5,744,635)**	**269,862**
TOTAL NON-OPERATING REVENUES (EXPENSES)	**(5,450,443)**	**(4,801,204)**	**649,239**
CHANGE IN NET ASSETS	**6,718,399**	**10,450,585**	**3,732,187**

GUADALUPE-BLANCO RIVER AUTHORITY
WORKPLAN AND BUDGET
FISCAL YEAR ENDING AUGUST 31, 2013

041 - WATER SALES

	FY 2012 BUDGET	FY 2013 BUDGET	FY 2012-2013 DIFFERENCE
CHANGE IN RESTRICTED FUNDS		**2,295,000**	**2,295,000**
INTERFUND LOANS			
DEBT CAPITAL			
TOTAL FUNDS AVAILABLE	**6,718,399**	**12,745,585**	**6,027,187**
PURCHASES OF FIXED ASSETS			
AUTO & HEAVY EQUIPMENT		27,000	27,000
MISCELLANEOUS EQUIPMENT		18,700	18,700
Total PURCHASES OF FIXED ASSETS		**45,700**	**45,700**
WORK IN PROGRESS			
WIP-OPERATING	88,540	21,200	(67,340)
WIP-CONSTRUCTION	4,917		(4,917)
Total WORK IN PROGRESS	**93,457**	**21,200**	**(72,257)**
CHANGE IN RESTRICTED FUNDS	**835,990**	**1,084,233**	**248,243**
PROJECT DEVELOPMENT	**1,846,571**	**7,201,072**	**5,354,502**
DEBT SERVICE			
BONDS PAID	3,329,988	3,694,151	364,163
LOANS PAID	451,848	460,956	9,108
GENERAL LOANS PAID	150,000	200,000	50,000
Total DEBT SERVICE	**3,931,836**	**4,355,107**	**423,271**
TOTAL FUNDS APPLIED	**6,707,854**	**12,707,312**	**5,999,459**
NET CHANGE IN FUND BALANCE	**10,545**	**38,273**	**27,728**

GUADALUPE-BLANCO RIVER AUTHORITY
WORKPLAN AND BUDGET
FISCAL YEAR ENDING AUGUST 31, 2013

041 - WATER SALES

	FY 2012 BUDGET	FY 2013 BUDGET	FY 2012-2013 DIFFERENCE
SALARIES & WAGES DETAIL			
STAFF TECHNICAL ASSISTANCE:			
STA- SUPERVISION	296,186	325,879	29,693
STA- CLERICAL	56,234	76,787	20,552
STA/SUP- NWRA	17,481	17,740	258
STA/SUP- TWCA	17,481	17,740	258
STA/CLR- RRWDS PIPELINE		3,040	3,040
STA/SUP- GPP PIPELINE		1,872	1,872
STA/CLR- GV RECREATION	3,392	3,502	110
STA/SUP- GBR TRUST	7,224	3,990	(3,234)
STA/CLR- GBR TRUST	1,481	4,952	3,471
STA/SUP-SA BAY FOUNDATION	6,881	3,626	(3,255)
STA/CLR-SA BAY FOUNDATION	1,753	4,641	2,888
STA/CLR- PUBLIC INFORM	89,499	132,058	42,560
STA/SUP- PUBLIC INFORM	83,448	84,616	1,168
OVT- STAFF PUBLIC INFORM	2,811	2,931	120
Total STAFF TECHNICAL ASSISTANCE	**583,871**	**683,373**	**99,502**
SUPERVISION:			
SUPERVISION	569,525	630,308	60,783
SUP- WATER QUALITY	68,027	40,750	(27,277)
SUP- RRWDS PIPELINE	3,681	3,798	117
SUP- GPP PIPELINE	3,131	3,359	228
SUP- GV RECREATION	4,625	4,772	147
SUP- LAKEWOOD RECREATION		450	450
SUP- SAFETY & TRAINING	3,521	7,892	4,371
SUP- IH35 PIPELINE	1,056	1,090	34
SUP- GBR TRUST	78,457	80,704	2,247
SUP-SA BAY FOUNDATION	81,530	86,487	4,957
Total SUPERVISION	**813,554**	**859,611**	**46,057**
OPERATING LABOR:			
CLERICAL	72,679	73,076	398
REG- OPERATING LABOR	40,858	50,172	9,313
REG- WATER QUALITY LABOR	3,539		(3,539)
REG- RRWDS PIPELINE LABOR	30,168	31,205	1,038
REG- GPP PIPELINE LABOR	13,194	12,941	(253)
REG- GV RECREATION LABOR	277	477	200
REG- LAKEWOOD REC LABOR	46,068	47,410	1,342
REG- SAFETY & TRAINING	4,264	2,873	(1,391)
REG- IH35 PIPELINE LABOR	31,438	29,203	(2,235)
CLR- GBR TRUST		42,848	42,848
REG-SA BAY FOUNDATION	12,123	10,375	(1,748)

GUADALUPE-BLANCO RIVER AUTHORITY
WORKPLAN AND BUDGET
FISCAL YEAR ENDING AUGUST 31, 2013

041 - WATER SALES

	FY 2012 BUDGET	FY 2013 BUDGET	FY 2012-2013 DIFFERENCE
OVT- OPERATING LABOR	4,766	4,534	(232)
OVT- RRWDS PIPELINE	1,779	1,487	(291)
OVT- GPP PIPELINE	1,779	1,487	(291)
OVT- LAKEWOOD REC	8,396	8,678	282
REG- WORKING HOL RRWDS PIPELIN	1,714	1,750	36
REG- WORKING HOL GPP PIPELINE	1,714	1,750	36
REG- WORKING HOL LAKEWOOD REC	3,996	4,128	132
Total OPERATING LABOR	**278,752**	**324,396**	**45,644**
MAINTENANCE & REPAIR			
M&R-LABOR:			
REG/LBR- RRWDS PIPELINE	52,574	49,589	(2,985)
REG/LBR- GPP PIPELINE	26,960	29,342	2,382
REG/LBR- G.V. RECREATION	23,293	25,961	2,668
REG/LBR- LAKEWOOD REC.	43,297	44,809	1,512
REG/LBR- IH35 PIPELINE		6,366	6,366
REG/LBR- COMAL CO.RAIN TELEMET	13,418	13,809	391
REG/LBR- KENDAL CO.RAIN TELEME	13,418	13,809	391
REG/LBR- KERR CO RAIN TELEMETR	13,418	13,809	391
REG/LBR- GUAD.CO.RAIN TELEMETR	13,418	13,809	391
REG/LBR- OTHER	40,153	41,876	1,723
Total M&R-LABOR	**239,948**	**253,179**	**13,231**
M&R-OVERTIME:			
OVT/LBR- RRWDS PIPELINE	3,760	4,161	401
OVT/LBR- GPP PIPELINE	1,880	3,001	1,121
OVT/LBR- G.V. RECREATION	3,958	3,885	(73)
OVT/LBR- OTHER	7,131	7,366	235
Total M&R-OVERTIME	**16,729**	**18,413**	**1,684**
Total MAINTENANCE & REPAIR	**256,677**	**271,592**	**14,915**
WORK IN PROGRESS			
WIP-STAFF:			
REGIONAL RAW WTR DS-STAFF	2,834		(2,834)
Total WIP-STAFF	**2,834**		**(2,834)**
WIP-SUPERVISION:			
H5 LOT RESTORATION-SUPERV	1,464		(1,464)

GUADALUPE-BLANCO RIVER AUTHORITY
WORKPLAN AND BUDGET
FISCAL YEAR ENDING AUGUST 31, 2013

041 - WATER SALES

	FY 2012 BUDGET	FY 2013 BUDGET	FY 2012-2013 DIFFERENCE
Total WIP-SUPERVISION	**1,464**		**(1,464)**
Total WORK IN PROGRESS	**4,298**		**(4,298)**
PROJECT DEVELOPMENT			
PD-STAFF:			
ENVIRONMENTAL LCUB-STAFF	15,479	41,800	26,322
319 RIVER NETWORK-STAFF	1,637	1,191	(446)
ARANSAS PROJ LITIGATION-STAFF	131,868	84,197	(47,671)
CORDILLERA RETAIL-STAFF	9,884		(9,884)
BULVERDE AREA WW-STAFF	10,875	5,325	(5,551)
HAYS/CALDWELL WWTP-STAFF	3,501		(3,501)
TRANS FAC IH35/SH130 STDY-STAF		6,415	6,415
TX WATER ALLIANCE-STAFF	8,753		(8,753)
SUNFIELD-STAFF	3,962	2,689	(1,273)
EAA HABITAT CONSRV PLAN-STAFF	51,241	28,198	(23,043)
CANYON GORGE PROJECT-STAFF	5,268	4,993	(274)
WATER SUPPLY ALTERNATIVE-STAFF	2,597	1,635	(963)
SIMSBORO PROJECT-STAFF	9,366		(9,366)
BOERNE WTR SUPPLY-STAFF	3,501		(3,501)
LAKE MGMT&AQUATIC CNTL-STAFF	4,237	4,365	129
WIMBERLEY WATER- STAFF	7,463		(7,463)
MID-BASIN PROJECT-STA	26,451	37,877	11,425
S.B.1 PHASE 4-STAFF	17,481		(17,481)
GERONIMO CREEK WPP-STAFF	803	2,852	2,050
Total PD-STAFF	**314,368**	**221,537**	**(92,831)**
PD-SUPERVISION & LABOR:			
WIMBERLEY/WW-NON GEN EMPL	1,241		(1,241)
GBRA UNIVERSITY-NON GENERAL EM	4,838	7,207	2,370
WIMBERLEY/WW-NON GEN EMPLOYEES	7,917		(7,917)
ENVIRONMENTAL LCUB-NON GE	1,758	4,257	2,499
319 RIVER NETWORK-NON GENERAL	10,123		(10,123)
MITIGATION BANK FEAS-NON GENER	6,058		(6,058)
DROUGHT PLANNING-NON-GENERAL	7,518	8,315	797
SB2 IN-STREAM FLOW-NON-GENERAL		13,844	13,844
ARANSAS PROJ LITIGAT-NON GEN	1,016		(1,016)
GROUNDWTR INVSTG-NON GEN EMPL	9,003	9,137	133
IH 35 PROJECT ROW-NON GEN EMPL	9,754	10,852	1,098
BULVERDE AREA WW-NON GEN EMP	10,764	8,512	(2,252)
WATERSHED PROTECT GRNTS-NON-GE	294		(294)
LAKE MGMT ENHANCEMENT-NON-GENE	10,087	7,871	(2,216)

GUADALUPE-BLANCO RIVER AUTHORITY
WORKPLAN AND BUDGET
FISCAL YEAR ENDING AUGUST 31, 2013

041 - WATER SALES

	FY 2012 BUDGET	FY 2013 BUDGET	FY 2012-2013 DIFFERENCE
MISC PROJ DEV-NON GEN EMPL	19,794		(19,794)
HIGH WTR MARK SRVY-NON GEN EMP	919	379	(539)
HAYS/CALDWELL WWTP-NON GEN EMP	13,691		(13,691)
BRUSH MANAGEMENT-NON GEN E	478		(478)
CANYON SEASONAL POOL-NON GEN E	2,928		(2,928)
LULING WTR SUP STDY-NON GEN EM	4,392		(4,392)
TX WATER ALLIANCE-NON-GENERAL	16,104		(16,104)
N.B. AREA WWTP-NON GEN EM	5,864		(5,864)
CANYON GORGE PROJECT-NON-GEN	33,132	35,880	2,748
WATER SUPPLY ALTERNATIVE-NON-G	15,006	15,228	222
SIMSBORO PROJECT-NON GEN EMPL	7,320		(7,320)
WATER RIGHTS/INV-NON GEN EMPL	6,002		(6,002)
LAKE MGMT&AQUATIC CNTL-NON GEN	5,570	10,507	4,938
ZEDLER MILL-NON-GEN EMPLOYEE	1,464		(1,464)
PLUM CREEK MONITORING-NON GEN	14,404	48,753	34,348
TRI-COMMUNITY WSC- NON-GEN EMP	16,763	7,614	(9,150)
WIMBERLEY WATER- NON-GEN EMPL	12,337	3,045	(9,291)
WATER CO ACQUISITIONS-NON GEN	15,329	14,533	(797)
PADDLING TRAILS- NON-GEN	11,370	6,187	(5,182)
INDUSTRIAL DEV PROJECT-NON-GEN	7,792		(7,792)
CALHOUN CNTY SUPPLY STUDY-NONG	3,601	3,655	53
MID-BASIN PROJECT-NON-GEN EMPL	7,336	67,781	60,446
PERMIT AMEND APPL WOMACK-NON G	3,151	5,482	2,331
GERONIMO CREEK WPP-NON GEN EMP	21,860	15,064	(6,796)
Total PD-SUPERVISION & LABOR	**326,979**	**304,103**	**(22,877)**
Total PROJECT DEVELOPMENT	**641,348**	**525,640**	**(115,708)**
TOTAL SALARIES & WAGES	**2,578,500**	**2,664,612**	**86,112**

GUADALUPE-BLANCO RIVER AUTHORITY
WORKPLAN AND BUDGET
FISCAL YEAR ENDING AUGUST 31, 2013

041 - WATER SALES

	FY 2012 BUDGET	FY 2013 BUDGET	FY 2012-2013 DIFFERENCE
MAINTENANCE & REPAIR DETAIL			
LABOR:			
REG/LBR- RRWDS PIPELINE	52,574	49,589	(2,985)
REG/LBR- GPP PIPELINE	26,960	29,342	2,382
REG/LBR- G.V. RECREATION	23,293	25,961	2,668
REG/LBR- LAKEWOOD REC.	43,297	44,809	1,512
REG/LBR- IH35 PIPELINE		6,366	6,366
REG/LBR- COMAL CO.RAIN TELEMET	13,418	13,809	391
REG/LBR- KENDAL CO.RAIN TELEME	13,418	13,809	391
REG/LBR- KERR CO RAIN TELEMETR	13,418	13,809	391
REG/LBR- GUAD.CO.RAIN TELEMETR	13,418	13,809	391
REG/LBR- OTHER	40,153	41,876	1,723
OVT/LBR- RRWDS PIPELINE	3,760	4,161	401
OVT/LBR- GPP PIPELINE	1,880	3,001	1,121
OVT/LBR- G.V. RECREATION	3,958	3,885	(73)
OVT/LBR- OTHER	7,131	7,366	235
Total LABOR	**256,677**	**271,592**	**14,915**
MATERIAL:			
M&R/MAT- REMOVE LOG JAMS	2,400	1,200	(1,200)
M&R/MAT- WORK BOAT	1,200	1,200	
M&R/MAT- DIV. DAM/SWB	600	2,400	1,800
M&R/MAT- DIV. ROADS&BRIDG	4,800	2,400	(2,400)
M&R/MAT- DIVERSION GATES	1,200	1,200	
M&R/MAT- TRUCKS	1,000	1,000	
M&R/MAT- RRWDS PIPELINE	23,400	50,000	26,600
M&R/MAT- GPP PIPELINE	31,200	33,200	2,000
M&R/MAT- G.V. RECREATION	7,500	8,500	1,000
M&R/MAT- LAKEWOOD REC.	19,896	20,518	622
M&R/MAT- IH35 PIPELINE	8,000	8,000	
M&R/MAT- KOBELCO TRACKHOE	1,200	1,200	
M&R/MAT- WORK BARGE	6,000	1,800	(4,200)
M&R/MAT- KUBOTA U45 TRACKHOE	2,400	1,800	(600)
M&R/MAT- COMAL CO.RAIN TELEMET	1,500	1,500	
M&R/MAT- KENDAL CO.RAIN TELEME	1,500	1,500	
M&R/MAT- KERR CO RAIN TELEMETR	2,500	2,500	
M&R/MAT- GUAD.CO.RAIN TELEMET	1,500	1,500	
Total MATERIAL	**117,796**	**141,418**	**23,622**
SERVICES:			
M&R/SER- CORPS OF ENG.	400,000	360,000	(40,000)
M&R/SER- REMOVE LOG JAMS	18,000	18,000	
M&R/SER- WORK BOAT	1,200	1,200	

GUADALUPE-BLANCO RIVER AUTHORITY
WORKPLAN AND BUDGET
FISCAL YEAR ENDING AUGUST 31, 2013

041 - WATER SALES

	FY 2012 BUDGET	FY 2013 BUDGET	FY 2012-2013 DIFFERENCE
M&R/SER- DIV. DAM/SWB	1,200		(1,200)
M&R/SER- DIV. ROADS&BRIDG	4,800	2,400	(2,400)
M&R/SER- DIVERSION LEVEES	14,400	12,000	(2,400)
M&R/SER- TRUCKS	4,040	4,000	(40)
M&R/SER- RRWDS PIPELINE	88,200	86,200	(2,000)
M&R/SER- GPP PIPELINE	69,400	78,800	9,400
M&R/SER- G.V. RECREATION	62,500	63,500	1,000
M&R/SER- LAKEWOOD REC.	23,160	10,091	(13,069)
M&R/SER- IH35 PIPELINE	23,700	35,540	11,840
M&R/SER- KOBELCO TRACKHOE	4,800	6,000	1,200
M&R/SER- WORK BARGE	3,000	2,400	(600)
M&R/SER- KUBOTA U45 TRACKHOE	1,200	1,200	
M&R/SER- GEN. OFFICE BLDG	2,400	2,400	
M&R/SER- COMAL CO.RAIN TELEMET	3,500	3,500	
M&R/SER- KENDAL CO.RAIN TELEME	3,500	3,500	
M&R/SER- KERR CO RAIN TELEMETR	6,500	6,500	
M&R/SER- GUAD.CO.RAIN TELEMETR	3,500	3,500	
M&R/SER- OTHER	1,000	1,000	
Total SERVICES	**740,000**	**701,731**	**(38,269)**
TOTAL MAINTENANCE & REPAIR	**1,114,473**	**1,114,741**	**268**

GUADALUPE-BLANCO RIVER AUTHORITY
WORKPLAN AND BUDGET
FISCAL YEAR ENDING AUGUST 31, 2013

041 - WATER SALES

	FY 2012 BUDGET	FY 2013 BUDGET	FY 2012-2013 DIFFERENCE
PROJECT DEVELOPMENT			
WIMBERLEY/WW-BENEFITS	503		(503)
WIMBERLEY/WW-A&G	410		(410)
WIMBERLEY/WW-NON GEN EMPL	1,241		(1,241)
Total	**2,154**		**(2,154)**
GBRA UNIVERSITY-BENEFITS	1,959	2,919	960
GBRA UNIVERSITY-A&G	1,596	2,378	782
GBRA UNIVERSITY-NON GENERAL EM	4,838	7,207	2,370
GBRA UNIVERSITY-MAT'L	50,000	5,000	(45,000)
GBRA UNIVERSITY-OTHER	6,500	5,000	(1,500)
Total	**64,893**	**22,505**	**(42,388)**
WIMBERLEY/WW-BENEFITS	3,206		(3,206)
WIMBERLEY/WW-A&G	2,613		(2,613)
WIMBERLEY/WW-NON GEN EMPLOYEES	7,917		(7,917)
Total	**13,736**		**(13,736)**
ENVIRONMENTAL LCUB-STAFF	15,479	41,800	26,322
ENVIRONMENTAL LCUB-BENEFI	6,981	18,653	11,672
ENVIRONMENTAL LCUB-TRAVEL	2,000	1,000	(1,000)
ENVIRONMENTAL LCUB-A&G	5,688	15,199	9,511
ENVIRONMENTAL LCUB-NON GE	1,758	4,257	2,499
ENVIRONMENTAL LCUB-PRO FE	15,000	20,000	5,000
ENVIRONMENTAL LCUB-SERVIC		13,500	13,500
ENVIRONMENTAL LCUB-MAT'L	1,500	1,000	(500)
ENVIRONMENTAL LCUB-OTHER	1,500		(1,500)
Total	**49,906**	**115,411**	**65,504**
319 RIVER NETWORK-STAFF	1,637	1,191	(446)
319 RIVER NETWORK-BENEFITS	4,763	482	(4,281)
319 RIVER NETWORK-TRAVEL	550		(550)
319 RIVER NETWORK-A&G	3,881	393	(3,488)
319 RIVER NETWORK-NON GENERAL	10,123		(10,123)
319 RIVER NETWORK-OTHER	45,000		(45,000)

GUADALUPE-BLANCO RIVER AUTHORITY
WORKPLAN AND BUDGET
FISCAL YEAR ENDING AUGUST 31, 2013

041 - WATER SALES

	FY 2012 BUDGET	FY 2013 BUDGET	FY 2012-2013 DIFFERENCE
Total	**65,953**	**2,066**	**(63,888)**
MITIGATION BANK FEAS-BENEFITS	2,453		(2,453)
MITIGATION BANK FEAS-A&G	1,999		(1,999)
MITIGATION BANK FEAS-NON GENER	6,058		(6,058)
Total	**10,510**		**(10,510)**
DROUGHT PLANNING-BENEFITS	3,045	3,368	323
DROUGHT PLANNING-TRAVEL		700	700
DROUGHT PLANNING-A&G	2,481	2,744	263
DROUGHT PLANNING-NON-GENERAL	7,518	8,315	797
DROUGHT PLANNING-SERVICE		2,500	2,500
DROUGHT PLANNING-MAT'L	4,500		(4,500)
DROUGHT PLANNING-OTHER		2,500	2,500
Total	**17,544**	**20,127**	**2,583**
SB3- ENVIRONMNTL FLOWS-ENG	55,000	20,000	(35,000)
Total	**55,000**	**20,000**	**(35,000)**
SB2 IN-STREAM FLOW-ENG	25,000	10,000	(15,000)
SB2 IN-STREAM FLOW-BENEFITS		5,607	5,607
SB2 IN-STREAM FLOW-A&G		4,568	4,568
SB2 IN-STREAM FLOW-NON-GENERAL		13,844	13,844
Total	**25,000**	**34,019**	**9,019**
ARANSAS PROJ LITIGATION-STAFF	131,868	84,197	(47,671)
ARANSAS PROJ LITIGATION-ENG	150,000		(150,000)
ARANSAS PROJ LITIGATION-LEGA	1,250,000	2,250,000	1,000,000
ARANSAS PROJ LITIGATION-BENEFI	53,818	34,100	(19,718)
ARANSAS PROJ LITIGATION-A&G	43,852	27,785	(16,067)
ARANSAS PROJ LITIGAT-NON GEN	1,016		(1,016)

GUADALUPE-BLANCO RIVER AUTHORITY
WORKPLAN AND BUDGET
FISCAL YEAR ENDING AUGUST 31, 2013

041 - WATER SALES

	FY 2012 BUDGET	FY 2013 BUDGET	FY 2012-2013 DIFFERENCE
Total	**1,630,554**	**2,396,082**	**765,528**
LOWER BASIN HERITAGE-OTHER		20,000	20,000
Total		**20,000**	**20,000**
PC W.SHED COORDINATOR-PROF SER		107,000	107,000
Total		**107,000**	**107,000**
PC ISOTOPE- PROF FEES		81,000	81,000
Total		**81,000**	**81,000**
GROUNDWTR INVSTG-BENEFITS	3,646	3,700	54
GROUNDWTR INVSTG-A&G	2,971	3,015	44
GROUNDWTR INVSTG-NON GEN EMPL	9,003	9,137	133
Total	**15,621**	**15,852**	**231**
IH 35 PROJECT ROW-BENEFITS	3,950	4,395	445
IH 35 PROJECT ROW-A&G	3,219	3,581	362
IH 35 PROJECT ROW-NON GEN EMPL	9,754	10,852	1,098
Total	**16,923**	**18,828**	**1,905**
APPLIC-UNAPPROP.FLOW-ENG	123,000	30,000	(93,000)
Total	**123,000**	**30,000**	**(93,000)**
CORDILLERA RETAIL-STAFF	9,884		(9,884)
CORDILLERA RETAIL-BENEFITS	4,003		(4,003)
CORDILLERA RETAIL-A&G	3,262		(3,262)

GUADALUPE-BLANCO RIVER AUTHORITY
WORKPLAN AND BUDGET
FISCAL YEAR ENDING AUGUST 31, 2013

041 - WATER SALES

	FY 2012 BUDGET	FY 2013 BUDGET	FY 2012-2013 DIFFERENCE
Total	**17,148**		**(17,148)**
BULVERDE AREA WW-STAFF	10,875	5,325	(5,551)
BULVERDE AREA WW-ENG	30,500	40,000	9,500
BULVERDE AREA WW-BENEFITS	8,764	5,604	(3,160)
BULVERDE AREA WW-TRAVEL		300	300
BULVERDE AREA WW-A&G	7,141	4,566	(2,575)
BULVERDE AREA WW-NON GEN EMP	10,764	8,512	(2,252)
Total	**68,045**	**64,306**	**(3,739)**
WATERSHED PROTECT GRNTS-BENEFI	119		(119)
WATERSHED PROTECT GRNTS-A&G	97		(97)
WATERSHED PROTECT GRNTS-NON-GE	294		(294)
Total	**511**		**(511)**
FLOOD MGMT MODEL-ENG		120,000	120,000
Total		**120,000**	**120,000**
LAKE MGMT ENHANCEMENT-BENEFITS	4,085	3,188	(897)
LAKE MGMT ENHANCEMENT-A&G	3,329	2,597	(731)
LAKE MGMT ENHANCEMENT-NON-GENE	10,087	7,871	(2,216)
LAKE MGMT ENHANCEMENT-MAT'L		10,000	10,000
Total	**17,500**	**23,656**	**6,156**
MISC PROJ DEV-BENEFITS	8,016		(8,016)
MISC PROJ DEV-A&G	6,532		(6,532)
MISC PROJ DEV-NON GEN EMPL	19,794		(19,794)
Total	**34,342**		**(34,342)**
HIGH WTR MARK SURVEY-BENEFITS	372	154	(218)
HIGH WTR MARK SURVEY-A&G	303	125	(178)
HIGH WTR MARK SRVY-NON GEN EMP	919	379	(539)

GUADALUPE-BLANCO RIVER AUTHORITY
WORKPLAN AND BUDGET
FISCAL YEAR ENDING AUGUST 31, 2013

041 - WATER SALES

	FY 2012 BUDGET	FY 2013 BUDGET	FY 2012-2013 DIFFERENCE
Total	**1,594**	**658**	**(936)**
HAYS/CALDWELL WWTP-STAFF	3,501		(3,501)
HAYS/CALDWELL WWTP-ENG	20,000	30,000	10,000
HAYS/CALDWELL WWTP-BENEFITS	6,963		(6,963)
HAYS/CALDWELL WWTP-A&G	5,674		(5,674)
HAYS/CALDWELL WWTP-NON GEN EMP	13,691		(13,691)
Total	**49,829**	**30,000**	**(19,829)**
BRUSH MANAGEMENT-BENEFITS	194		(194)
BRUSH MANAGEMENT-A&G	158		(158)
BRUSH MANAGEMENT-NON GEN E	478		(478)
Total	**830**		**(830)**
CANYON SEASONAL POOL-BENEFITS	1,186		(1,186)
CANYON SEASONAL POOL-A&G	966		(966)
CANYON SEASONAL POOL-NON GEN E	2,928		(2,928)
Total	**5,080**		**(5,080)**
HAZARD MITIG.PLAN,GUAD-OTHER		50,000	50,000
Total		**50,000**	**50,000**
TRANS FAC IH35/SH130 STDY-STAF		6,415	6,415
TRANS FAC IH35/SH130 STDY-ENG	40,000		(40,000)
TRANS FAC IH35/SH130 STDY-BENE		2,598	2,598
TRANS FAC IH35/SH130 STDY-A&G		2,117	2,117
Total	**40,000**	**11,130**	**(28,870)**
ASR STUDY-ENG		10,000	10,000

GUADALUPE-BLANCO RIVER AUTHORITY
WORKPLAN AND BUDGET
FISCAL YEAR ENDING AUGUST 31, 2013

041 - WATER SALES

	FY 2012 BUDGET	FY 2013 BUDGET	FY 2012-2013 DIFFERENCE
Total		**10,000**	**10,000**
LULING WTR SUPP STUDY-ENG	200,000	270,000	70,000
LULING WTR SUPP STUDY-BENEFITS	1,779		(1,779)
LULING WTR SUPP STUDY-TRAVEL		3,000	3,000
LULING WTR SUPP STUDY-A&G	1,449		(1,449)
LULING WTR SUP STDY-NON GEN EM	4,392		(4,392)
LULING WTR SUPP STUDY-OTHER		3,000	3,000
Total	**207,620**	**276,000**	**68,380**
TX WATER ALLIANCE-STAFF	8,753		(8,753)
TX WATER ALLIANCE-ENG	291,000		(291,000)
TX WATER ALLIANCE-BENEFITS	10,067		(10,067)
TX WATER ALLIANCE-A&G	8,203		(8,203)
TX WATER ALLIANCE-NON-GENERAL	16,104		(16,104)
Total	**334,128**		**(334,128)**
WATER ENERGY NEXUS PRJ-ENG		25,000	25,000
WATER ENERGY NEXUS PRJ-TRAVEL		1,000	1,000
WATER ENERGY NEXUS PRJ-OTHER		500	500
Total		**26,500**	**26,500**
N.B. AREA WWTP-ENG	20,000		(20,000)
N.B. AREA WWTP-BENEFITS	2,375		(2,375)
N.B. AREA WWTP-A&G	1,935		(1,935)
N.B. AREA WWTP-NON GEN EM	5,864		(5,864)
Total	**30,174**		**(30,174)**
MID-BASIN HDR-ENG		500,000	500,000
MID-BASIN HDR-TRAVEL		2,500	2,500
MID-BASIN HDR-OTHER		2,500	2,500

GUADALUPE-BLANCO RIVER AUTHORITY
WORKPLAN AND BUDGET
FISCAL YEAR ENDING AUGUST 31, 2013

041 - WATER SALES

	FY 2012 BUDGET	FY 2013 BUDGET	FY 2012-2013 DIFFERENCE
Total		**505,000**	**505,000**
MID-BASIN GRANT STDY-ENG		170,000	170,000
MID-BASIN GRANT STDY-TRAVEL		10,500	10,500
MID-BASIN GRANT STDY-OTHER		10,000	10,000
Total		**190,500**	**190,500**
GUADALUPE GAIN/LOSS STUDY-ENG		20,000	20,000
Total		**20,000**	**20,000**
SUNFIELD-STAFF	3,962	2,689	(1,273)
SUNFIELD-ENG		25,000	25,000
SUNFIELD-BENEFITS	1,605	1,089	(516)
SUNFIELD-A&G	1,308	887	(420)
Total	**6,874**	**29,665**	**22,791**
RIVER GAGES-ENG		15,000	15,000
Total		**15,000**	**15,000**
RECHARGE STUDY-ENG	15,000		(15,000)
Total	**15,000**		**(15,000)**
EAA HABITAT CONSRV PLAN-STAFF	51,241	28,198	(23,043)
EAA HABITAT CONSRV PLAN-ENG	125,000		(125,000)
EAA HABITAT CONSRV PLAN-BENFTS	20,753	11,420	(9,332)
EAA HABITAT CONSRV PLAN-A&G	16,910	9,305	(7,604)
EAA HABITAT CONSRV PLAN-OTHER		266,666	266,666
Total	**213,904**	**315,590**	**101,686**
CALHOUN CNTY WW STUDY-ENG	20,000		(20,000)

GUADALUPE-BLANCO RIVER AUTHORITY
WORKPLAN AND BUDGET
FISCAL YEAR ENDING AUGUST 31, 2013

041 - WATER SALES

	FY 2012 BUDGET	FY 2013 BUDGET	FY 2012-2013 DIFFERENCE
Total	**20,000**		**(20,000)**
CANYON GORGE PROJECT-STAFF	5,268	4,993	(274)
CANYON GORGE PROJECT-BENEFITS	15,552	16,554	1,002
CANYON GORGE PROJECT-A&G	12,672	13,488	816
CANYON GORGE PROJECT-NON-GEN	33,132	35,880	2,748
CANYON GORGE PROJECT-SERVICE	25,000		(25,000)
CANYON GORGE PROJECT-MAT'L		10,000	10,000
CANYON GORGE PROJECT-OTHER		200	200
Total	**91,624**	**81,115**	**(10,508)**
WATER SUPPLY ALTERNATIVE-STAFF	2,597	1,635	(963)
WATER SUPPLY ALTERNATIVE-ENG	15,000		(15,000)
WATER SUPPLY ALTERNATIVE-LEGAL	37,500		(37,500)
WATER SUPPLY ALTERNATIVE-BENEF	7,129	6,829	(300)
WATER SUPPLY ALTERNATIVE-A&G	5,809	5,565	(245)
WATER SUPPLY ALTERNATIVE-NON-G	15,006	15,228	222
Total	**83,041**	**29,256**	**(53,786)**
SIMSBORO PROJECT-STAFF	9,366		(9,366)
SIMSBORO PROJECT-ENG	15,000		(15,000)
SIMSBORO PROJECT-BENEFITS	6,758		(6,758)
SIMSBORO PROJECT-A&G	5,506		(5,506)
SIMSBORO PROJECT-NON GEN EMPL	7,320		(7,320)
Total	**43,950**		**(43,950)**
BOERNE WTR SUPPLY-STAFF	3,501		(3,501)
BOERNE WTR SUPPLY-BENEFITS	1,418		(1,418)
BOERNE WTR SUPPLY-A&G	1,155		(1,155)
Total	**6,075**		**(6,075)**
WATER RIGHTS/INV-ENG	20,000		(20,000)
WATER RIGHTS/INV-BENEFITS	2,431		(2,431)
WATER RIGHTS/INV-A&G	1,981		(1,981)
WATER RIGHTS/INV-NON GEN EMPL	6,002		(6,002)

GUADALUPE-BLANCO RIVER AUTHORITY
WORKPLAN AND BUDGET
FISCAL YEAR ENDING AUGUST 31, 2013

041 - WATER SALES

	FY 2012 BUDGET	FY 2013 BUDGET	FY 2012-2013 DIFFERENCE
Total	**30,414**		**(30,414)**
LAKE MGMT&AQUATIC CNTL-STAFF	4,237	4,365	129
LAKE MGMT&AQUATIC CNTL-BENEF	3,972	6,024	2,052
LAKE MGMT&AQUATIC CNTL-A&G	3,236	4,908	1,672
LAKE MGMT&AQUATIC CNTL-NON GEN	5,570	10,507	4,938
LAKE MGMT&AQUATIC CNTL-SERVICE	16,000		(16,000)
Total	**33,014**	**25,804**	**(7,210)**
ZEDLER MILL-BENEFITS	593		(593)
ZEDLER MILL-A&G	483		(483)
ZEDLER MILL-NON-GEN EMPLOYEE	1,464		(1,464)
Total	**2,540**		**(2,540)**
PLUM CREEK MONITORING-BENEFITS	5,834	19,745	13,911
PLUM CREEK MONITORING-TRAVEL	1,736	2,000	264
PLUM CREEK MONITORING-A&G	4,753	16,088	11,335
PLUM CREEK MONITORING-NON GEN	14,404	48,753	34,348
PLUM CREEK MONITORING-PROF FEE		15,000	15,000
PLUM CREEK MONITORING-OTHER	162,583	259,800	97,217
Total	**189,311**	**361,386**	**172,075**
TRI-COMMUNITY WSC- BENEFITS	6,789	3,084	(3,706)
TRI-COMMUNITY WSC- A&G	5,532	2,513	(3,019)
TRI-COMMUNITY WSC- NON-GEN EMP	16,763	7,614	(9,150)
Total	**29,084**	**13,210**	**(15,874)**
WIMBERLEY WATER- STAFF	7,463		(7,463)
WIMBERLEY WATER- BENEFITS	8,019	1,233	(6,786)
WIMBERLEY WATER- A&G	6,534	1,005	(5,529)
WIMBERLEY WATER- NON-GEN EMPL	12,337	3,045	(9,291)

GUADALUPE-BLANCO RIVER AUTHORITY
WORKPLAN AND BUDGET
FISCAL YEAR ENDING AUGUST 31, 2013

041 - WATER SALES

	FY 2012 BUDGET	FY 2013 BUDGET	FY 2012-2013 DIFFERENCE
Total	**34,353**	**5,284**	**(29,069)**
WATER CO ACQUISITIONS-ENG		30,000	30,000
WATER CO ACQUISITIONS-BENEFITS	6,208	5,886	(323)
WATER CO ACQUISITIONS-TRAVEL		500	500
WATER CO ACQUISITIONS-A&G	5,059	4,796	(263)
WATER CO ACQUISITIONS-NON GEN	15,329	14,533	(797)
Total	**26,596**	**55,714**	**29,118**
PADDLING TRAILS-BENEFITS	4,605	2,506	(2,099)
PADDLING TRAILS-A&G	3,752	2,042	(1,710)
PADDLING TRAILS- NON-GEN	11,370	6,187	(5,182)
PADDLING TRAILS-MAT'L		10,000	10,000
Total	**19,726**	**20,735**	**1,009**
INDUSTRIAL DEV PROJECT-ENG	32,500		(32,500)
INDUSTRIAL DEV PROJECT-LEGAL	37,500		(37,500)
INDUSTRIAL DEV PROJECT-BENEFIT	3,156		(3,156)
INDUSTRIAL DEV PROJECT-A&G	2,571		(2,571)
INDUSTRIAL DEV PROJECT-NON-GEN	7,792		(7,792)
INDUSTRIAL DEV PROJECT-MAT'L		30,000	30,000
Total	**83,520**	**30,000**	**(53,520)**
CALHOUN CNTY SUPPLY STUDY-BENE	1,459	1,480	21
CALHOUN CNTY SUPPLY STUDY-A&G	1,188	1,206	18
CALHOUN CNTY SUPPLY STUDY-NONG	3,601	3,655	53
Total	**6,249**	**6,341**	**92**
MID-BASIN PROJECT-STA	26,451	37,877	11,425
MID-BASIN PROJECT-ENG	25,000	1,504,000	1,479,000
MID-BASIN PROJECT-BENEFITS	13,684	42,791	29,108
MID-BASIN PROJECT-TRAVEL		5,000	5,000
MID-BASIN PROJECT-A&G	11,150	34,867	23,718
MID-BASIN PROJECT-NON-GEN EMPL	7,336	67,781	60,446
MID-BASIN PROJECT-PROF FEE		5,000	5,000

GUADALUPE-BLANCO RIVER AUTHORITY
WORKPLAN AND BUDGET
FISCAL YEAR ENDING AUGUST 31, 2013

041 - WATER SALES

	FY 2012 BUDGET	FY 2013 BUDGET	FY 2012-2013 DIFFERENCE
MID-BASIN PROJECT-SERVICE	1,000		(1,000)
MID-BASIN PROJECT-OTHER	10,000	5,000	(5,000)
Total	**94,620**	**1,702,316**	**1,607,696**
PERMIT AMEND APPL WOMACK-BENEF	1,276	2,220	944
PERMIT AMEND APPL WOMACK-A&G	1,040	1,809	769
PERMIT AMEND APPL WOMACK-NON G	3,151	5,482	2,331
Total	**5,467**	**9,511**	**4,044**
S.B.1 PHASE 4-STAFF	17,481		(17,481)
S.B.1 PHASE 4-ENG	14,000	14,000	
S.B.1 PHASE 4-BENEFITS	7,080		(7,080)
S.B.1 PHASE 4-TRAVEL	2,000	2,000	
S.B.1 PHASE 4-A&G	5,769		(5,769)
Total	**46,330**	**16,000**	**(30,330)**
GERONIMO CREEK WPP-STAFF	803	2,852	2,050
GERONIMO CREEK WPP-ENG	186,202		(186,202)
GERONIMO CREEK WPP-BENEFITS	9,178	7,256	(1,922)
GERONIMO CREEK WPP-TRAVEL	250	500	250
GERONIMO CREEK WPP-A&G	7,479	5,912	(1,566)
GERONIMO CREEK WPP-NON GEN EMP	21,860	15,064	(6,796)
GERONIMO CREEK WPP-PROF FEE		176,766	176,766
GERONIMO CREEK WPP-MISC	46,802	65,155	18,353
Total	**272,573**	**273,506**	**932**
KENDALL CO FEASIBILITY-TRAVEL	1,000		(1,000)
Total	**1,000**		**(1,000)**
BUD W/O-LAKE MGMT	(24,759)		24,759
BUD W/O-SIMSBORO	(18,310)		18,310
BUD W/O-GORGE	(68,715)		68,715
BUD W/O-MID-BASIN PROJECT	(15,770)		15,770
BUD W/O-GERONIMO CREEK	(204,426)		204,426
BUD W/O-INDUSTRIAL DEVEL PROJ	(62,640)		62,640

GUADALUPE-BLANCO RIVER AUTHORITY
WORKPLAN AND BUDGET
FISCAL YEAR ENDING AUGUST 31, 2013

041 - WATER SALES

	FY 2012 BUDGET	FY 2013 BUDGET	FY 2012-2013 DIFFERENCE
BUD W/O-SB3 ENVIRONMENTAL FLOW	(34,740)		34,740
BUD W/O-ARANSAS PROJ LITIGATIO	(1,630,554)		1,630,554
BUD W/O-319 RIVER NETWORK	(43,968)		43,968
BUD W/O-PLUM CREEK MONITORING	(141,984)		141,984
BUD W/O-EEA HABITAT	(160,425)		160,425
Total	**(2,406,291)**		**2,406,291**
TOTAL PROJECT DEVELOPMENT	**1,846,571**	**7,201,072**	**5,354,502**

GUADALUPE-BLANCO RIVER AUTHORITY
WORKPLAN AND BUDGET
FISCAL YEAR ENDING AUGUST 31, 2013

041 - WATER SALES

	FY 2012 BUDGET	FY 2013 BUDGET	FY 2012-2013 DIFFERENCE
WIP - OPERATING			
H5 LOT RESTORATION-SUPERV	1,464		(1,464)
H5 LOT RESTORATION-BENEFITS	593		(593)
H5 LOT RESTORATION-TRAVEL		200	200
H5 LOT RESTORATION-A&G	483		(483)
H5 LOT RESTORATION-MAT'L		15,000	15,000
Total	**2,540**	**15,200**	**12,660**
LKWD BOAT RAMP REHAB-SERVICE	70,000		(70,000)
LKWD BOAT RAMP REHAB-MATL	10,000		(10,000)
Total	**80,000**		**(80,000)**
SIPHON GATE IMPROVMTS-SERVICE	6,000	6,000	
Total	**6,000**	**6,000**	
TOTAL WIP - OPERATING	**88,540**	**21,200**	**(67,340)**

GUADALUPE-BLANCO RIVER AUTHORITY
WORKPLAN AND BUDGET
FISCAL YEAR ENDING AUGUST 31, 2013

041 - WATER SALES

	FY 2012 BUDGET	FY 2013 BUDGET	FY 2012-2013 DIFFERENCE
WIP - CONSTRUCTION			
REGIONAL RAW WTR DS-STAFF	2,834		(2,834)
REGIONAL RAW WTR DS-BENEFITS	1,148		(1,148)
REGIONAL RAW WTR DS-A&G	935		(935)
Total	**4,917**		**(4,917)**
TOTAL WIP - CONSTRUCTION	**4,917**		**(4,917)**

GUADALUPE-BLANCO RIVER AUTHORITY
WORKPLAN AND BUDGET
FISCAL YEAR ENDING AUGUST 31, 2013

WATER SALES

	FY 2013 BUDGET
AUTO & HEAVY EQUIPMENT	
REPLACEMENT TRACKHOE BOOM SECTION	27,000
Total AUTO & HEAVY EQUIPMENT	**27,000**
MISCELLANEOUS EQUIPMENT	
HILLSIDE TERRACE EMERGENCY GENERATOR	4,700
HILLSIDE TERRACE RADIO/METER BLDG	14,000
Total MISCELLANEOUS EQUIPMENT	**18,700**
TOTAL CAPITAL ADDITIONS	**45,700**

Water Resources Division
Regional Laboratory System
Operating Plan for Fiscal Year Ending 8/31/13

BACKGROUND

GBRA maintains a Water Quality Program as a part of the Water Resources Division in order to ensure that the quality of water of the Guadalupe River and its tributaries is suitable for municipal, agricultural and industrial supplies as well as recreational uses and aquatic life. Technological and regulatory developments are monitored and liaison is maintained with federal, state, and local governmental entities related to water quality, as well as corporations and individuals that have an effect on water quality. The water quality program also provides technical assistance to GBRA's potable water treatment and wastewater treatment operations; and, applications for new, renewed or amended wastewater discharge permits are prepared. To ensure high quality water in the district, the Water Quality Program helps identify and monitor sources of pollution and recommends remediation when appropriate. In support of the water quality program, a Regional Laboratory was built and equipped at the General Business Offices in Seguin. The responsibilities of the water quality program including the Regional Laboratory have been assigned to the Director of Water Quality Services.

The Regional Laboratory provides technical assistance and support to GBRA's operations, as well as cities, water districts, industries, engineering firms and other organizations as they comply with federal, state, and local regulatory requirements that protect water quality. The Regional Laboratory is equipped to perform physical, chemical, and biological analyses of water from natural streams, water and wastewater treatment plants, groundwater wells and treatment residuals. The laboratory is also open to area classroom teachers and civic groups for tours. Students working on science projects often obtain technical expertise from Regional Laboratory employees and these employees frequently provide assistance to local and regional science fair competitions.

A Laboratory Director, one Laboratory Analyst, four Laboratory Technicians, a Quality Assurance Officer and one part-time Laboratory Technician staff the Regional Laboratory. These employees continue to avail themselves of training offered by the U.S. Environmental Protection Agency, Texas Commission on Environmental Quality (TCEQ), Texas Engineering Extension Service, Texas Water Utilities Association and other professional associations in order to facilitate certification as laboratory analysts and technicians. The TCEQ has developed a program that has adopted the standards of the National Environmental Laboratory Accreditation Program to accredit environmental laboratories. The program includes standards covering laboratory practices, personnel, training, and facilities. The GBRA Regional Laboratory holds the TCEQ NELAP-recognized laboratory accreditation.

REVENUE SOURCES AND TRENDS

The Regional Laboratory revenue is provided from laboratory test fees. Fees for laboratory analyses will be raised in FY2013. The laboratory income is estimated to be $830,000 during FY 2013. Revenue will go up slightly with the fee increase, a continuation of lab testing for monitoring projects in the Plum Creek and Geronimo Creek watersheds, and the monitoring of private wells in the Eagle Ford Shale.

CAPTITAL ADDITIONS AND OPERATING EXPENDITURES

The two major operating expense components within the Regional Laboratory System are $20,000 of outsourced lab analyses and chemical expenses amounting to $95,000. Laboratory equipment

purchases in FY2013 include a second distillation unit and chiller in order to process the large number of ammonia-nitrogen samples, and expansion of the capabilities of the Metrohm Ion Chromatograph (IC) and Gas Chromatograph/Mass Spectrometer (GC/MS) for analyses of compounds under the Unregulated Compound Monitoring Rule for drinking waters systems serving populations greater than 10,000 people.

The Work Plan includes the Texas Clean Rivers Program for the Lavaca-Guadalupe Coastal Basin and the Guadalupe River Basin and is administered under contract with the TCEQ for the sum of $168,486. Several of the program's tasks complement tactical objectives that fulfill goals set forth in the Mission Statement of the GBRA, namely: a) monitoring of water quality sampling sites, b) maintaining a computerized water quality database available through GBRA's website, and c) continuing to encourage citizens to volunteer to participate in the Texas Stream Team Program.

In addition to the Clean Rivers Program, the GBRA Water Resources Division will continue monitoring water quality in the Plum Creek and Geronimo Creek watersheds for the non-point source projects, under Clean Water Act (CWA) Section 319(h) Non-Point Source Grants administered by the Texas State Soil and Water Conservation Board (TSSWCB) for the year. These programs are recognized in the Water Sales system component of GBRA's Water Resource Division.

A Water Quality Program is funded through water sales received by the Water Resources Division. The most significant cost associated with the program is labor costs required to gather the numerous test samples needed to support GBRA's Contact Recreation Water Quality Index. The list of sampling sites includes:

Location	**County**	**Location**	**County**
Canyon Reservoir	Comal	Guadalupe River at Second Crossing	Comal
Comal River at Hinman Island	Comal	Lake Dunlap at A.C.'s fish camp	Comal
Lake McQueeney at Lakeview Camp	Guadalupe	San Marcos River at Luling	Caldwell
Guadalupe River at FM 766 bridge	DeWitt	Coleto Creek Reservoir	Goliad
Salt Water Barrier	Refugio	San Antonio River near Fannin	Goliad

Data collection at these ten sites is supplemented with data from 18 other sites that are funded through the TCEQ's Clean Rivers Program. These latter sites are scattered throughout the Guadalupe River Basin in order to assure thorough monitoring of water quality in the river basin.

FUND BALANCE

Funds for the above listed laboratory services, monitoring and maintenance projects, as well as all of the other operating expenditures that are summarized in the following pages, will be principally provided by revenues from lab fees and grants from the Texas Commission on Environmental Quality and the Texas State Soil and Water Conservation Board. Additional funding is received from a $52,000 interdivision transfer from GBRA's Water Sales System.

The net increase in fund balance that GBRA anticipates in the Regional Laboratory System of the Water Resource Division after paying all FY 2013 budgeted expenditures is $94.

GUADALUPE-BLANCO RIVER AUTHORITY
WORKPLAN AND BUDGET
FISCAL YEAR ENDING AUGUST 31, 2013

042 - REGIONAL LABORATORY

	FY 2012 BUDGET	FY 2013 BUDGET	FY 2012-2013 DIFFERENCE
OPERATING REVENUES			
LABORATORY SERVICES:			
LAB FEES - OPERATING	770,000	830,000	60,000
Total LABORATORY SERVICES	**770,000**	**830,000**	**60,000**
TOTAL OPERATING REVENUES	**770,000**	**830,000**	**60,000**
OPERATING EXPENSES			
STAFF TECHNICAL ASSISTANCE	24,656	23,484	(1,173)
SUPERVISION	62,619	71,937	9,317
LABOR	240,897	232,556	(8,340)
Total OPERATING SALARIES & WAGES	**328,172**	**327,977**	**(196)**
EMPLOYEE EXPENSES & BENEFITS:			
EMPLOYEES' TRAVEL	500	4,500	4,000
TRAVEL-SAMPLE PICKUP	2,700	4,000	1,300
EMPLOYEE BENEFITS	132,910	132,831	(79)
Total EMPLOYEE EXPENSES & BENEFITS	**136,110**	**141,331**	**5,221**
OPERATING SUPPLIES & SERVICES:			
PUBLIC INFORMATION	1,000		(1,000)
DUES AND MEMBERSHIPS	800	900	100
PUBLICATIONS AND BOOKS		715	715
UNIFORMS AND LAUNDRY	600	600	
OUTSOURCED LAB ANALYSES	25,000	20,000	(5,000)
BAD DEBT EXPENSE		200	200
TRAINING EXPENSES	500	4,000	3,500
SAFETY & EMERG. EXPENSES		800	800
SECURITY EXPENSE	500	500	
POWER AND UTILITIES	13,000	11,000	(2,000)
WATER CONDITIONING	5,000	4,000	(1,000)
FREIGHT EXPENSES	12,000	11,000	(1,000)
APPARATUS EXPENSES	1,200	4,700	3,500
CHEMICAL EXPENSES	85,000	95,000	10,000
GAS CYLINDERS EXPENSES	4,000	4,000	
PT EXPENSES	3,000	5,000	2,000
HAZ. WASTE DISPOSAL EXPENSES	2,500	4,000	1,500
NELAP - ACCREDIATION FEES	3,000	3,000	
NELAP - PROFESSIONAL SERVICES	4,000	4,000	

GUADALUPE-BLANCO RIVER AUTHORITY
WORKPLAN AND BUDGET
FISCAL YEAR ENDING AUGUST 31, 2013

042 - REGIONAL LABORATORY

	FY 2012 BUDGET	FY 2013 BUDGET	FY 2012-2013 DIFFERENCE
COMMUNICATIONS	2,000	5,000	3,000
OFFICE SUPPLIES & EXPENSES	3,500	2,000	(1,500)
COMPUTER SUPPLIES & SERVICE	4,250	4,200	(50)
INSURANCE EXPENSE	3,859	4,400	541
MISCELLANEOUS EXPENSES	1,500	1,500	
Total OPERATING SUPPLIES & SERVICES	**176,209**	**190,515**	**14,306**
MAINTENANCE & REPAIR			
MATERIAL	8,000	9,500	1,500
SERVICES	35,000	46,000	11,000
Total MAINTENANCE & REPAIR	**43,000**	**55,500**	**12,500**
TOTAL OPERATING & MAINTENANCE	**683,491**	**715,322**	**31,831**
ADMINISTRATIVE & GENERAL:			
A & G EXPENSES	108,297	108,232	(65)
Total ADMINISTRATIVE & GENERAL	**108,297**	**108,232**	**(65)**
TOTAL OPERATING EXPENSES	**791,787**	**823,554**	**31,767**
NET OPERATING INCOME	**(21,787)**	**6,446**	**28,233**

GUADALUPE-BLANCO RIVER AUTHORITY
WORKPLAN AND BUDGET
FISCAL YEAR ENDING AUGUST 31, 2013

042 - REGIONAL LABORATORY

	FY 2012 BUDGET	FY 2013 BUDGET	FY 2012-2013 DIFFERENCE
OPERATING REVENUES	770,000	830,000	60,000
OPERATING EXPENSES	(791,787)	(823,554)	(31,767)
NET OPERATING INCOME	**(21,787)**	**6,446**	**28,233**
NON-OPERATING REVENUES (EXPENSES)			
CAPITAL CONTRIBUTIONS:			
GOVERNMENT GRANTS & STATE FU	143,576	161,056	17,480
CONTRIBUTED BY OTHER FUNDS	50,000	52,000	2,000
Total CAPITAL CONTRIBUTIONS	**193,576**	**213,056**	**19,480**
INTEREST & BANK FEES:			
INT ON LONG TERM DEBT	(880)	(1,140)	(260)
Total INTEREST & BANK FEES	**(880)**	**(1,140)**	**(260)**
TOTAL NON-OPERATING REVENUES (EXPENSES)	**192,696**	**211,916**	**19,220**
CHANGE IN NET ASSETS	**170,908**	**218,362**	**47,454**
INTERFUND LOANS			
DEBT CAPITAL			
TOTAL FUNDS AVAILABLE	**170,908**	**218,362**	**47,454**
PURCHASES OF FIXED ASSETS			
SPECIALIZED OPER. EQUIPMENT	14,000	35,000	21,000
MISCELLANEOUS EQUIPMENT	5,500		(5,500)
Total PURCHASES OF FIXED ASSETS	**19,500**	**35,000**	**15,500**
WORK IN PROGRESS			

GUADALUPE-BLANCO RIVER AUTHORITY
WORKPLAN AND BUDGET
FISCAL YEAR ENDING AUGUST 31, 2013

042 - REGIONAL LABORATORY

	FY 2012 BUDGET	FY 2013 BUDGET	FY 2012-2013 DIFFERENCE
PROJECT DEVELOPMENT	**143,576**	**161,056**	**17,480**
DEBT SERVICE			
LOANS PAID	6,904	22,212	15,308
Total DEBT SERVICE	**6,904**	**22,212**	**15,308**
TOTAL FUNDS APPLIED	**169,980**	**218,268**	**48,288**
NET CHANGE IN FUND BALANCE	**929**	**94**	**(835)**

GUADALUPE-BLANCO RIVER AUTHORITY
WORKPLAN AND BUDGET
FISCAL YEAR ENDING AUGUST 31, 2013

042 - REGIONAL LABORATORY

	FY 2012 BUDGET	FY 2013 BUDGET	FY 2012-2013 DIFFERENCE
SALARIES & WAGES DETAIL			
STAFF TECHNICAL ASSISTANCE:			
STA- SUPERVISION	7,936	8,649	713
STA- CLERICAL	16,720	14,834	(1,885)
Total STAFF TECHNICAL ASSISTANCE	**24,656**	**23,484**	**(1,173)**
SUPERVISION:			
SUPERVISION	208	215	7
SUP- ANALYTICAL	730		(730)
SUP- SUPPORT	61,682	70,965	9,284
SUP- SAFETY & TRAINING		756	756
Total SUPERVISION	**62,619**	**71,937**	**9,317**
OPERATING LABOR:			
CLERICAL	277	615	338
REG- ANALYTICAL LABOR	122,726	120,595	(2,130)
REG- SUPPORT LABOR	116,800	108,411	(8,388)
REG- SAFETY & TRAINING	1,094	2,934	1,840
Total OPERATING LABOR	**240,897**	**232,556**	**(8,340)**
MAINTENANCE & REPAIR			
Total MAINTENANCE & REPAIR			
WORK IN PROGRESS			
PROJECT DEVELOPMENT			
PD-STAFF:			
CRP-PUBLIC PART-STAFF	2,164	4,298	2,134
Total PD-STAFF	**2,164**	**4,298**	**2,134**
PD-SUPERVISION & LABOR:			
CRP-PROJ ADMIN-NON GEN EMPL	1,245	653	(593)
CRP-QA & DATA-NON GEN EMPL	1,403	2,003	601
CRP-WQ MONIT-NON GEN EMPL	8,642	10,456	1,813
CRP-INFO CLRGHS-NON GEN EMPL	1,684	1,490	(195)
CRP-ISSUES & CAUSE-NON GEN EMP		1,831	1,831
CRP-PUBLIC PART-NON GEN EMPL	483	932	449

GUADALUPE-BLANCO RIVER AUTHORITY
WORKPLAN AND BUDGET
FISCAL YEAR ENDING AUGUST 31, 2013

042 - REGIONAL LABORATORY

	FY 2012 BUDGET	FY 2013 BUDGET	FY 2012-2013 DIFFERENCE
Total PD-SUPERVISION & LABOR	13,457	17,364	3,907
Total PROJECT DEVELOPMENT	15,622	21,662	6,040
TOTAL SALARIES & WAGES	343,794	349,639	5,845

GUADALUPE-BLANCO RIVER AUTHORITY
WORKPLAN AND BUDGET
FISCAL YEAR ENDING AUGUST 31, 2013

042 - REGIONAL LABORATORY

	FY 2012 BUDGET	FY 2013 BUDGET	FY 2012-2013 DIFFERENCE
MAINTENANCE & REPAIR DETAIL			
MATERIAL:			
M&R/MAT- REGIONAL LAB	8,000	9,500	1,500
Total MATERIAL	**8,000**	**9,500**	**1,500**
SERVICES:			
M&R/SER- REGIONAL LAB	35,000	46,000	11,000
Total SERVICES	**35,000**	**46,000**	**11,000**
TOTAL MAINTENANCE & REPAIR	**43,000**	**55,500**	**12,500**

GUADALUPE-BLANCO RIVER AUTHORITY
WORKPLAN AND BUDGET
FISCAL YEAR ENDING AUGUST 31, 2013

042 - REGIONAL LABORATORY

	FY 2012 BUDGET	FY 2013 BUDGET	FY 2012-2013 DIFFERENCE
PROJECT DEVELOPMENT			
CRP-PROJ ADMIN-ENG	1,000		(1,000)
CRP-PROJ ADMIN-BENEFITS	504	264	(240)
CRP-PROJ ADMIN-TRAVEL	450	500	50
CRP-PROJ ADMIN-A&G	411	215	(196)
CRP-PROJ ADMIN-NON GEN EMPL	1,245	653	(593)
CRP-PROJ ADMIN-OTHER	400		(400)
Total	**4,011**	**1,633**	**(2,378)**
CRP-QA & DATA-BENEFITS	568	811	243
CRP-QA & DATA-TRAVEL	218		(218)
CRP-QA & DATA-A&G	463	661	198
CRP-QA & DATA-NON GEN EMPL	1,403	2,003	601
CRP-QA & DATA-OTHER	100		(100)
Total	**2,752**	**3,476**	**724**
CRP-WQ MONIT-ENG	14,000	18,000	4,000
CRP-WQ MONIT-BENEFITS	3,500	4,235	734
CRP-WQ MONIT-TRAVEL	4,000	4,456	456
CRP-WQ MONIT-A&G	2,852	3,450	598
CRP-WQ MONIT-NON GEN EMPL	8,642	10,456	1,813
CRP-WQ MONIT-OTHER	85,616	99,016	13,400
Total	**118,610**	**139,612**	**21,002**
CRP-INFO CLRGHS-ENG	1,000		(1,000)
CRP-INFO CLRGHS-BENEFITS	682	603	(79)
CRP-INFO CLRGHS-A&G	556	492	(64)
CRP-INFO CLRGHS-NON GEN EMPL	1,684	1,490	(195)
CRP-INFO CLRGHS-OTHER	300		(300)
Total	**4,222**	**2,585**	**(1,638)**
CRP-ISSUES & CAUSE-ENG	1,000		(1,000)
CRP-ISSUES & CAUSE-BENEFITS		741	741
CRP-ISSUES & CAUSE-A&G		604	604
CRP-ISSUES & CAUSE-NON GEN EMP		1,831	1,831
CRP-ISSUES & CAUSE-OTHER	3,000	1,500	(1,500)

GUADALUPE-BLANCO RIVER AUTHORITY
WORKPLAN AND BUDGET
FISCAL YEAR ENDING AUGUST 31, 2013

042 - REGIONAL LABORATORY

	FY 2012 BUDGET	FY 2013 BUDGET	FY 2012-2013 DIFFERENCE
Total	**4,000**	**4,676**	**676**
CRP-PUBLIC PART-STAFF	2,164	4,298	2,134
CRP-PUBLIC PART-ENG	1,000		(1,000)
CRP-PUBLIC PART-BENEFITS	1,072	2,118	1,046
CRP-PUBLIC PART-TRAVEL	388		(388)
CRP-PUBLIC PART-A&G	874	1,726	852
CRP-PUBLIC PART-NON GEN EMPL	483	932	449
CRP-PUBLIC PART-OTHER	4,000		(4,000)
Total	**9,981**	**9,074**	**(907)**
TOTAL PROJECT DEVELOPMENT	**143,576**	**161,056**	**17,480**

GUADALUPE-BLANCO RIVER AUTHORITY
WORKPLAN AND BUDGET
FISCAL YEAR ENDING AUGUST 31, 2012

REGIONAL LABORATORY

	FY 2013 BUDGET
LABORATORY EQUIPMENT	
DISTILLATION UNIT & CHILLER	11,000
GC/MS CHILLER	6,000
UPGRADE TO ION CHROMATOGRAPH	18,000
Total LABORATORY EQUIPMENT	**35,000**
TOTAL CAPITAL ADDITIONS	**35,000**

Water Resource Division
Calhoun Canal System
Operating Plan for Fiscal Year Ending 8/31/13

BACKGROUND

The Calhoun Canal System of GBRA has as its origin the Calhoun Canal Company, a private enterprise created in the 1940's to establish a new rice industry in the county through the furnishing of irrigation water for rice farmers. As much as 20,000 acres was irrigated at the peak of that business. A severe drought in the 1950's and accompanying saltwater intrusion reduced the acreage significantly. In 1963, GBRA acquired the system. The construction of a new saltwater barrier on the Guadalupe River shortly thereafter provided protection against salty water encroachment and, along with GBRA's substantial and senior surface water permits, allowed GBRA to contract with numerous wholesale customers for industrial and municipal purposes, in addition to the traditional business of irrigating agricultural crops. Customers include DOW-Union Carbide, Ineos Nitriles Green Lake (formerly BP Chemicals Inc), Seadrift Coke LLC, the City of Port Lavaca, the Calhoun County Rural Water Supply System, the Port O'Connor Municipal Utility District, and the farmers who irrigate rice, cotton, and pasture, or impound water for commercial catfish, waterfowl, or crawfish projects. The Canal System utilizes a system of diversion canals, check structures, pump stations and pipelines to deliver water diverted from the Guadalupe River to the Lavaca-Guadalupe Coastal Basin for customers in Calhoun County. In addition to the canal's physical structures that were acquired in 1963, GBRA also acquired important senior water rights for the use of surface water from the river and its tributaries. This allows GBRA to more fully meet the public's expectation of responsible development through enterprises that protect and enhance the environment while providing clean water for Texans.

Calhoun Canal System personnel are responsible for the daily operation and maintenance of river diversion structures, the Guadalupe River Diversion Dam and Salt Water Barrier, one pump station, two smaller saltwater barriers, and approximately 80 miles of delivery canals and eight miles of water delivery pipeline. Operating and maintaining these structures and the removal of logjams in the lower Guadalupe River Basin is the responsibility of Canal System personnel. Extensive log jam removal work on the lower San Antonio River in Refugio County has also been performed in recent years in order to improve and preserve that river's natural flow as a tributary of the Guadalupe River.

The supply of water diverted at the river is re-lifted at the Union Carbide pump station, whereupon it becomes available for customers via the canal delivery system. For budgeting and operational purposes, the Canal System begins at this point. The costs incurred in operation of the river diversion system upstream of this pump station are budgeted and recorded in GBRA's Water Resource Division. The objectives of this Work Plan and Budget are to operate and maintain the canal delivery system to insure an adequate supply of raw water of good quality to meet the demands of the Canal Division's industrial, municipal and agricultural customers.

The Calhoun Canal System is supervised by the Operations Manager - Lower Basin and the Manager of Port Lavaca Operations. The division is operated by six full-time employees, including a Chief Water Tender and three Water Tenders who manage the diversion and distribution of water from the Guadalupe River to the various customers of the system. Canal Division maintenance is performed by a Maintenance Chief and an Equipment Operator. Employee training continues to emphasize safety in marine operations and hurricane preparedness.

2011 was a year of record drought in Texas. Run of river flows were greatly reduced, as observed at the GBRA saltwater barrier at river mile 10. In spite of the extremely dry weather, all customers of the Division continued to receive full service of good quality raw water, and significant flows continued past the barrier to nourish the San Antonio Bay system. Log jamming activities were not practical, due to the reduced flows, and this provided an opportunity to rebuild the hull of the Miss Guadalupe I workboat, that has been in service since 1977.

REVENUE SOURCES AND TRENDS

Continued expenses associated with water rights and permitting, significant operating and maintenance items such as the infestation of canals with aquatic vegetation, and the languishing of rice acreage in the county, will require an adjustment in the rates for raw water supply to our customers. Estimated rice irrigation in FY 2013 will remain at 2,200 acres, a relatively constant amount in recent years. The shortfall of several thousand acres for a robust irrigation business appears likely to continue for the foreseeable future. As a point of comparison, over 9,000 acres were irrigated in the late 1970's and early 1980's. Acreage cultivated for rice declined drastically in the mid 1990's when the government's farm program began to provide support payments that did not require a crop to be planted. A new USDA farm bill will bear close watching. While most commercial grain and fiber crops have reached or exceeded parity pricing (the most favorable historical pricing base) and encouraged additional plantings, it does not hold in the case of rice that a rising tide lifts all boats. Thus, rice production in Calhoun County continues to be relegated to minor crop status, even though an abundance of land and water is present. Seed rice and organic rice plantings have declined significantly and are no longer a factor in the GBRA irrigation mix. Fortunately, some farmers have returned to commercial rice production and are finding a nominal profit. Due to the low acreage and the need to more closely balance revenues to expenses, an increase in the irrigation rate for first crop rice is needed, from $116 to $121 per surface acre (flat rate). The second crop water rent will also increase, but is of minor importance.

Revenue flow for the Canal System will continue to come primarily from municipal and industrial water supply customers. These customers require the presence of a vital canal infrastructure to serve their continuing needs for a dependable supply of fresh water. For FY 2013, revenue from water supplied to municipal and industrial customers is budgeted to increase $60,512 from $858,828 in the FY 2012 forecast to $918,740.

Alternative crop irrigation of corn, soybeans, cotton and pastureland is not normally a significant revenue source. Only four years in recent canal operational history experienced such irrigation activities, 1996 and 1998 (about 7,500 acres) and 2001 (about 3,900 acres). In 2011, a large increase in irrigated pasture occurred, due to the extreme drought, with 2,247 acres watered. This undoubtedly prevented the liquidation of a significant portion of the area's cattle herd. No furrow irrigation projects materialized in 2011 or to date. Ordinarily, farmers just do not invest the money, due to the effort required and the very narrow planning window available for a successful project. These types of ventures do have the potential to increase the farmers' income – not to mention an enhanced revenue source for GBRA – but to date the risks associated with flood irrigation in the coastal prairies for upland crops, where abundant rainfall and poor drainage is the norm, have dissuaded all but the most optimistic agricultural businessmen. Sprinkler irrigation systems are continuing a pattern of incremental growth, due to the dependable supply of GBRA water for these units and the precise application rate inherent in this equipment.

Other irrigation ventures include crawfish production, catfish pond farming, and the flooding of abandoned fields for sportsmen interested specifically in waterfowl hunting. These projects have gained some momentum in recent years as landowners invest in the necessary containment levees, and aeration and harvesting equipment. For crawfish, catfish, and waterfowl projects, a charge for the initial fill of dry

or partly full ponded areas is made, utilizing the standard municipal/industrial rate. The differing flat rates mentioned are for makeup water based on estimated usage and length of time the pond or field is operated each year. Regarding the aquaculture projects of catfish and crawfish, these tend to be year-round ventures, and existing flat rates based on a periodic grow-out season are being increased to account for the water used. The crawfish business has yet to find a viable niche in the area.

In FY 2013, the canal system is budgeted to receive $50,000 in water reservation fees. These fees will be paid by Exelon Corporation to reserve 75,000 acre-feet of water as they continue to evaluate the merits of constructing a nuclear power plant in the lower basin.

Municipal customer forecast volumes are slightly increased for the new fiscal year. Industrial forecast volumes are unchanged from the previous budgeted volumes. The base municipal and industrial rates for the Canal System for FY 2013 are as follows:

First crop rice	$121/acre	(was $116)
Second crop rice	$46/acre	(was $42)
Row Crop	$35/acre	(was $32)
Pasture	$35/acre	(was $32)
Crawfish Pond	$80/acre	(+15.0¢/1000 gals for initial fill; was $70)
Waterfowl Field	$47/acre	(+15.0¢/1000 gals for initial fill; was $42)
Catfish Farm	$94/acre	(+15.0¢/1000 gals for initial fill; was $80)
Other Ponds and rigs	$0.150/1000 gals	(+ $495 basic charge; unchanged)
Seadrift Coke LP	$0.190/1000 gals	(was $0.18)
Ineos Nitriles	$0.185/1000 gals	(was $0.175)
Other M&I Customers	$0.150/1000 gals	(was $0.14)
Sprinkler Irrigation	$38/acre	(unchanged)

CAPITAL ADDITIONS AND OPERATING EXPENDITURES

The decline in rice irrigation during the last two decades and particularly since 1996 continues to have a tremendous impact on the Calhoun Canal System's operating budget. The impact has restricted the implementation of rehabilitation and maintenance work to only the more critical items.

Significant operating expenses for FY 2013 include $30,000 in truck operating costs and $3,000 in tractor operating costs, $31,601 for stream gaging, $32,784 for electrical power to operate the Relift #1 Pump Station, $33,690 in assessments pertaining to the TCEQ South Texas Watermaster Program, and $46,599 in insurance costs. Another significant operating expense is the $356,000 that is budgeted for the Canal Division's payment of operating and power costs associated with the Union Carbide raw water pump station.

Maintenance expenses include $10,560 for the repair or purchase of pipe and water gate assemblies, and $27,240 in materials and services for an effective control program for submerged aquatic weeds which restrict flows. The use of herbicides is governed by GBRA's standard operating procedure to insure safe and correct application that meets all label and material safety data sheet provisions.

In capital additions, new roofs are budgeted for the machinery shed and the relift pump station building, at an estimated cost of $20,400.

FUND BALANCE

Funds for the above listed operating expenditures as well as the other expenditures that are summarized in the following pages will be provided by revenues from customer billings as well as

revenue from Exelon to reserve water as it continues its feasibility studies for a new nuclear power plant. As mentioned previously, maintenance work and rehabilitation projects, that would otherwise have been scheduled, have been restricted as a result of the limited growth in revenues over the last several years. This does allow the Canal division to repay $60,000 of its interfund loan from GBRA's General division while also increasing the divisions fund balance by $2,845.

GUADALUPE-BLANCO RIVER AUTHORITY
WORKPLAN AND BUDGET
FISCAL YEAR ENDING AUGUST 31, 2013

043 - CALHOUN CANAL

	FY 2012 BUDGET	FY 2013 BUDGET	FY 2012-2013 DIFFERENCE
OPERATING REVENUES			
WATER SALES & LAKE OPERATIONS:			
WATER SALES-PT. LAVACA	73,682	78,948	5,266
WATER SALES-RURAL WATER	12,876	14,136	1,260
WATER SALES-CARBIDE	536,100	574,392	38,292
WATER SALES-INEOS NITRILES G.L	197,880	209,187	11,307
WATER SALES-1ST CROP	255,204	266,200	10,996
WATER SALES-2ND CROP RICE	16,800	16,800	
WATER SALES-OTHER	12,800	24,500	11,700
WATER SALES-SPRINKLER IRRIGAT	16,264	16,484	220
WATER SALES-SEADRIFT COKE	21,912	23,129	1,217
WATER SALES-CRAWFISH FARM	7,000	8,000	1,000
WATER SALES-PONDS & RIGS	32,908	24,000	(8,908)
WATER SALES-WATERFOWL WTR	14,700	16,450	1,750
WATER SALES-POC MUD	15,778	18,948	3,170
WATER SALES-CATFISH FARM	6,024	7,080	1,056
RESERVATION FEE - EXELON CORP	75,000	50,000	(25,000)
Total WATER SALES & LAKE OPERATIONS	**1,294,928**	**1,348,254**	**53,326**
RENTALS:			
BUILDING RENTAL	6,384	6,384	
Total RENTALS	**6,384**	**6,384**	
MISCELLANEOUS INCOME:			
MISCELLANEOUS REVENUES	10,000	5,000	(5,000)
Total MISCELLANEOUS INCOME	**10,000**	**5,000**	**(5,000)**
TOTAL OPERATING REVENUES	**1,311,312**	**1,359,638**	**48,326**
OPERATING EXPENSES			
STAFF TECHNICAL ASSISTANCE	17,500	18,169	670
SUPERVISION	37,660	38,303	643
LABOR	169,109	169,110	1
Total OPERATING SALARIES & WAGES	**224,269**	**225,583**	**1,314**
EMPLOYEE EXPENSES & BENEFITS:			
EMPLOYEES' TRAVEL	1,200	1,200	
EMPLOYEE BENEFITS	124,551	123,659	(891)

GUADALUPE-BLANCO RIVER AUTHORITY
WORKPLAN AND BUDGET
FISCAL YEAR ENDING AUGUST 31, 2013

043 - CALHOUN CANAL

	FY 2012 BUDGET	FY 2013 BUDGET	FY 2012-2013 DIFFERENCE
Total EMPLOYEE EXPENSES & BENEFITS	**125,751**	**124,859**	**(891)**
OPERATING SUPPLIES & SERVICES:			
TRUCK OPERATING EXPENSES	26,400	30,000	3,600
BUILDING RENTAL	2,400		(2,400)
RIGHT-OF-WAY RENTALS		2,400	2,400
PUBLIC INFORMATION	1,800	2,400	600
DUES AND MEMBERSHIPS	720	720	
PUBLICATIONS AND BOOKS	360	360	
SMALL TOOLS EXPENSE	3,600	3,600	
TRACTORS AND EQUIPMENT	28,800	30,000	1,200
UNIFORMS AND LAUNDRY	3,180	3,180	
PROCESS/SPECIAL OPERATING	1,800	1,800	
BAD DEBT EXPENSE	2,400	2,400	
GAUGING/MONITORING	34,800	31,601	(3,199)
TRAINING EXPENSES	2,400	1,800	(600)
SAFETY & EMERG. EXPENSES	3,960	4,320	360
SECURITY EXPENSE		480	480
POWER AND UTILITIES	1,200	1,200	
PUMP STATION POWER/UTILIT	34,920	32,784	(2,136)
CHLORINE	4,152	4,152	
LAB SUPPLIES & EXPENSES	480	480	
PROFESSIONAL FEES	2,400	2,400	
CONTRACT LABOR	7,800	7,800	
WATERMASTER PAYMENT	32,273	33,690	1,417
COMMUNICATIONS	6,360	6,360	
OFFICE SUPPLIES & EXPENSES	3,000	3,000	
COMPUTER SUPPLIES & SERVICE	3,600	3,600	
BANK SERVICE FEES	200	200	
INSURANCE EXPENSE	37,566	46,599	9,033
MISCELLANEOUS EXPENSES	4,200	4,200	
Total OPERATING SUPPLIES & SERVICES	**250,771**	**261,526**	**10,755**
MAINTENANCE & REPAIR			
LABOR	83,264	79,748	(3,516)
MATERIAL	45,840	49,200	3,360
SERVICES	68,400	69,960	1,560
Total MAINTENANCE & REPAIR	**197,504**	**198,908**	**1,404**
TOTAL OPERATING & MAINTENANCE	**798,295**	**810,877**	**12,582**

GUADALUPE-BLANCO RIVER AUTHORITY
WORKPLAN AND BUDGET
FISCAL YEAR ENDING AUGUST 31, 2013

043 - CALHOUN CANAL

	FY 2012 BUDGET	FY 2013 BUDGET	FY 2012-2013 DIFFERENCE
ADMINISTRATIVE & GENERAL:			
A & G EXPENSES	101,486	100,759	(727)
Total ADMINISTRATIVE & GENERAL	**101,486**	**100,759**	**(727)**
WATER PURCHASES/DELIVERY:			
UNION CARBIDE PUMPING	300,000	356,000	56,000
Total WATER PURCHASES/DELIVERY	**300,000**	**356,000**	**56,000**
TOTAL OPERATING EXPENSES	**1,199,781**	**1,267,636**	**67,855**
NET OPERATING INCOME	**111,531**	**92,002**	**(19,529)**

GUADALUPE-BLANCO RIVER AUTHORITY
WORKPLAN AND BUDGET
FISCAL YEAR ENDING AUGUST 31, 2013

043 - CALHOUN CANAL

	FY 2012 BUDGET	FY 2013 BUDGET	FY 2012-2013 DIFFERENCE
OPERATING REVENUES	1,311,312	1,359,638	48,326
OPERATING EXPENSES	(1,199,781)	(1,267,636)	(67,855)
NET OPERATING INCOME	**111,531**	**92,002**	**(19,529)**
NON-OPERATING REVENUES (EXPENSES)			
INTEREST INCOME:			
INT ON NOW ACCTS	300	300	
Total INTEREST INCOME	**300**	**300**	
TOTAL NON-OPERATING REVENUES (EXPENSES)	**300**	**300**	
CHANGE IN NET ASSETS	**111,831**	**92,302**	**(19,529)**
INTERFUND LOANS			
DEBT CAPITAL			
TOTAL FUNDS AVAILABLE	**111,831**	**92,302**	**(19,529)**
PURCHASES OF FIXED ASSETS			
AUTO & HEAVY EQUIPMENT	34,000		(34,000)
MISCELLANEOUS EQUIPMENT	9,078	7,200	(1,878)
Total PURCHASES OF FIXED ASSETS	**43,078**	**7,200**	**(35,878)**
WORK IN PROGRESS			
WIP-OPERATING		20,400	20,400
Total WORK IN PROGRESS		**20,400**	**20,400**
PROJECT DEVELOPMENT	**35,867**	**1,857**	**(34,009)**
DEBT SERVICE			

GUADALUPE-BLANCO RIVER AUTHORITY
WORKPLAN AND BUDGET
FISCAL YEAR ENDING AUGUST 31, 2013

043 - CALHOUN CANAL

	FY 2012 BUDGET	FY 2013 BUDGET	FY 2012-2013 DIFFERENCE
GENERAL LOANS PAID		60,000	60,000
Total DEBT SERVICE		**60,000**	**60,000**
TOTAL FUNDS APPLIED	**78,945**	**89,457**	**10,513**
NET CHANGE IN FUND BALANCE	**32,887**	**2,845**	**(30,042)**

GUADALUPE-BLANCO RIVER AUTHORITY
WORKPLAN AND BUDGET
FISCAL YEAR ENDING AUGUST 31, 2013

043 - CALHOUN CANAL

	FY 2012 BUDGET	FY 2013 BUDGET	FY 2012-2013 DIFFERENCE
SALARIES & WAGES DETAIL			
STAFF TECHNICAL ASSISTANCE:			
STA- SUPERVISION	8,808	8,847	39
STA- CLERICAL	8,692	9,322	630
Total STAFF TECHNICAL ASSISTANCE	**17,500**	**18,169**	**670**
SUPERVISION:			
SUPERVISION	37,660	38,303	643
Total SUPERVISION	**37,660**	**38,303**	**643**
OPERATING LABOR:			
CLERICAL	623	518	(106)
REG- OPERATING LABOR	131,908	131,164	(744)
CLR- OPERATING LABOR	17,704	18,359	655
REG- CHLORIDE SAMPLES LABOR	4,805	4,743	(62)
OVT- OPERATING LABOR	14,068	14,326	258
Total OPERATING LABOR	**169,109**	**169,110**	**1**
MAINTENANCE & REPAIR			
M&R-LABOR:			
REG/LBR- OTHER	77,803	74,202	(3,600)
Total M&R-LABOR	**77,803**	**74,202**	**(3,600)**
M&R-OVERTIME:			
OVT/LBR- OTHER	5,462	5,546	85
Total M&R-OVERTIME	**5,462**	**5,546**	**85**
Total MAINTENANCE & REPAIR	**83,264**	**79,748**	**(3,516)**
WORK IN PROGRESS			
PROJECT DEVELOPMENT			
PD-STAFF:			
EXELON WATER PROJECT-STAFF	18,528	1,071	(17,458)

GUADALUPE-BLANCO RIVER AUTHORITY
WORKPLAN AND BUDGET
FISCAL YEAR ENDING AUGUST 31, 2013

043 - CALHOUN CANAL

	FY 2012 BUDGET	FY 2013 BUDGET	FY 2012-2013 DIFFERENCE
Total PD-STAFF	**18,528**	**1,071**	**(17,458)**
PD-SUPERVISION & LABOR:			
EXELON WATER PROJECT-NONGEN	2,144		(2,144)
Total PD-SUPERVISION & LABOR	**2,144**		**(2,144)**
Total PROJECT DEVELOPMENT	**20,672**	**1,071**	**(19,602)**
TOTAL SALARIES & WAGES	**328,205**	**306,402**	**(21,803)**

GUADALUPE-BLANCO RIVER AUTHORITY
WORKPLAN AND BUDGET
FISCAL YEAR ENDING AUGUST 31, 2013

043 - CALHOUN CANAL

	FY 2012 BUDGET	FY 2013 BUDGET	FY 2012-2013 DIFFERENCE
MAINTENANCE & REPAIR DETAIL			
LABOR:			
REG/LBR- OTHER	77,803	74,202	(3,600)
OVT/LBR- OTHER	5,462	5,546	85
Total LABOR	**83,264**	**79,748**	**(3,516)**
MATERIAL:			
M&R/MAT- CANAL METERS		960	960
M&R/MAT- CANAL CHECKS	6,000	6,000	
M&R/MAT- WATER GATES	10,560	10,560	
M&R/MAT- FENCES & GATES	1,800	1,800	
M&R/MAT- CANAL CROSSINGS	4,800	6,000	1,200
M&R/MAT- BRUSH,WEED CNTRL	4,800	4,800	
M&R/MAT- OFFICE & BUILDING	600	2,400	1,800
M&R/MAT- RLF. BLD/GROUNDS	1,200	600	(600)
M&R/MAT- RLF. INST.& ELEC	1,200	1,200	
M&R/MAT- RLF. PUMPS & MTRS	600	600	
M&R/MAT- RLF. CL2 EQUIP	480	480	
M&R/MAT- RLF. VALVES	1,200	1,800	600
M&R/MAT- S.C. PIPELINE	600	600	
M&R/MAT- SCADA EQUIPMENT	1,200	1,200	
M&R/MAT- SHOP BLDG/POLE BA		600	600
M&R/MAT- SM EQUIP & TOOLS	600	600	
M&R/MAT- BRIDGES	480	480	
M&R/MAT- UNIT 49	240	240	
M&R/MAT- UNIT 50	240	240	
M&R/MAT- UNIT 51	480	480	
M&R/MAT- UNIT 52	480	480	
M&R/MAT- UNIT 53	360	360	
M&R/MAT- FLATBED TRAILER	600		(600)
M&R/MAT- CASE BACKHOE	1,200	1,200	
M&R/MAT- ALL TERRAIN VHCL	480	600	120
M&R/MAT- KUBOTA TRACTOR #1	480	480	
M&R/MAT- FORD TRACTOR	840	840	
M&R/MAT- BEAN SPRAYER	720	1,200	480
M&R/MAT- WYLIE TRACTR SPRA	600		(600)
M&R/MAT- KUBOTA TRACTOR #2	480	480	
M&R/MAT- SCHREDDERS	1,800	1,200	(600)
M&R/MAT- OTHER	720	720	

GUADALUPE-BLANCO RIVER AUTHORITY
WORKPLAN AND BUDGET
FISCAL YEAR ENDING AUGUST 31, 2013

043 - CALHOUN CANAL

	FY 2012 BUDGET	FY 2013 BUDGET	FY 2012-2013 DIFFERENCE
Total MATERIAL	**45,840**	**49,200**	**3,360**
SERVICES:			
M&R/SER- MOW CANALS		840	840
M&R/SER- CANAL CHECKS	3,600	3,600	
M&R/SER- CANAL LEVEES	9,600	7,200	(2,400)
M&R/SER- FENCES & GATES	2,400	2,400	
M&R/SER- CANAL CROSSINGS	2,400	6,000	3,600
M&R/SER- BRUSH,WEED CNTRL	18,000	22,440	4,440
M&R/SER- RADIO EQUIPMENT	840	840	
M&R/SER- PLWTP METERS	1,200	1,200	
M&R/SER- OFFICE &BUILDING	1,200	1,200	
M&R/SER- RLF.BLD./GROUNDS	480	480	
M&R/SER- RLF.INST. & ELEC		600	600
M&R/SER- RLF. PUMPS &MTRS		600	600
M&R/SER- INEOS N.G.L. PIPELINE	1,200	1,200	
M&R/SER- RLF. ROADS &BRID	600	600	
M&R/SER- RLF. FENCES &GTS	3,960	1,200	(2,760)
M&R/SER- S.C. PIPELINE	240		(240)
M&R/SER- S.C. INSTRUMNTN	480	480	
M&R/SER- SCADA EQUIPMENT	1,200	1,200	
M&R/SER- HEADQTRS GROUNDS	840	1,200	360
M&R/SER- SHOP BLDG/POLE BA	4,800	600	(4,200)
M&R/SER- SM EQUIP & TOOLS	600	600	
M&R/SER- BRIDGES	480	480	
M&R/SER- UNIT 49	840	840	
M&R/SER- UNIT 50	1,200	1,200	
M&R/SER- UNIT 51	480	480	
M&R/SER- UNIT 52	480	480	
M&R/SER- UNIT 53	1,800	2,400	600
M&R/SER- FLATBED TRAILER	600	600	
M&R/SER- CASE BACKHOE	1,200	1,800	600
M&R/SER- ALL TERRAIN VHCL	480	600	120
M&R/SER- KUBOTA TRACTOR #1	2,400	1,800	(600)
M&R/SER- KUBOTA TRACTOR #2	3,600	3,600	
M&R/SER- SCHREDDERS	480	480	
M&R/SER- OTHER	720	720	
Total SERVICES	**68,400**	**69,960**	**1,560**
TOTAL MAINTENANCE & REPAIR	**197,504**	**198,908**	**1,404**

GUADALUPE-BLANCO RIVER AUTHORITY
WORKPLAN AND BUDGET
FISCAL YEAR ENDING AUGUST 31, 2013

043 - CALHOUN CANAL

	FY 2012 BUDGET	FY 2013 BUDGET	FY 2012-2013 DIFFERENCE
PROJECT DEVELOPMENT			
EXELON WATER PROJECT-STAFF	18,528	1,071	(17,458)
EXELON WATER PROJECT-BENEFITS	8,372	434	(7,939)
EXELON WATER PROJECT-A&G	6,822	353	(6,469)
EXELON WATER PROJECT-NONGEN	2,144		(2,144)
Total	**35,867**	**1,857**	**(34,009)**
TOTAL PROJECT DEVELOPMENT	**35,867**	**1,857**	**(34,009)**

GUADALUPE-BLANCO RIVER AUTHORITY
WORKPLAN AND BUDGET
FISCAL YEAR ENDING AUGUST 31, 2013

043 - CALHOUN CANAL

	FY 2012 BUDGET	FY 2013 BUDGET	FY 2012-2013 DIFFERENCE
WIP - OPERATING			
REHAB RELIFT ROOF		8,400	8,400
Total		**8,400**	**8,400**
REHAB POLE BARN		12,000	12,000
Total		**12,000**	**12,000**
TOTAL WIP - OPERATING		**20,400**	**20,400**

GUADALUPE-BLANCO RIVER AUTHORITY
WORKPLAN AND BUDGET
FISCAL YEAR ENDING AUGUST 31, 2013

CALHOUN CANAL

	FY 2013 BUDGET
MISCELLANEOUS EQUIPMENT	
8 FT SHREDDER	7,200
Total MISCELLANEOUS EQUIPMENT	**7,200**
TOTAL CAPITAL ADDITIONS	**7,200**

Water Resource Division
San Marcos Water Treatment Plant
Operating Plan for Fiscal Year Ending 8/31/13

BACKGROUND

The Guadalupe-Blanco River Authority entered into a ten-year agreement with the City of San Marcos in December 2005 to operate the surface water and ground water production facilities for the City. The surface water treatment plant is located between State Highways 21 and 80 on the east side of San Marcos. Raw water for the plant is supplied from Canyon Reservoir. GBRA owns and operates the 23-mile pipeline that delivers water from Lake Dunlap, downstream of Canyon Dam.

The ground water system consists of seven wells that provide the City with water from the Edwards Aquifer and seven booster pump stations. The wells supply water to those areas of the City not served by the surface water treatment plant and supplements the surface water supply during times when the plant capacity is not adequate to meet City demand. GBRA is responsible for the operations and maintenance of the booster stations and chemical feed systems associated with the ground water system. The City continues to maintain the wells, control systems, and water distribution system.

The nominal rating of the surface water treatment plant is 21 million gallons per day and is operated to produce the base water requirements for the City. In addition to supplying San Marcos its water needs, GBRA has contracted with and is supplying other water customers from the plant by way of the IH 35 transmission pipeline and pump station that was completed during mid-2006. Customers of the IH 35 Treated Water Delivery System are the Cities of Kyle and Buda, Monarch Water Supply, Sunfield Municipal Utilities District, and the GoForth Special Utility District. GBRA expanded the capacity of the treatment plant from 9 to 21 million gallons per day to serve customers of the IH 35 pipeline. The expansion was completed midway through fiscal year 2008. Income and expenses for the IH 35 system are shown in the Water Sales portion of the Water Resources budget.

A Plant Manager and six Operators staff the plant. Operations are continuous, 24 hours a day, and include managing the water deliveries through the raw water pipeline and the IH 35 transmission main, operating and maintaining the plant, and monitoring treated water quality to ensure it meets contractual requirements. Specialized instrumentation and electrical maintenance labor is supplied through interdivisional transfers of personnel, and predictive maintenance of equipment is contracted with outside vendors.

REVENUE SOURCES AND TRENDS

This operating budget includes an annual service fee of $890,268 payable by the City in monthly installments less $557,302 in reimbursements the City receives for the use of their plant in supplying water to the IH 35 customers. Additionally, the City reimburses GBRA for the actual costs incurred for power, chemicals, insurance, and a letter of credit. In FY 2013, these pass through reimbursements are projected to total $795,829. Revenue from other water customers is estimated to be $638,386.

CAPITAL ADDITIONS AND OPERATING EXPENDITURES

The total operating costs budgeted for FY 2013 is $1,666,408. Significant costs within that budget include electrical power at $467,802, chemicals at $227,102, personnel costs at $462,314, and administrative expenses at $108,586. Power and chemical costs are based on a daily average flow of 8.94 MGD at the Plant, and 1.70 MGD at the Wells.

FUND BALANCE

Increased revenues from scheduled rate increases are anticipated to exceed the increased expenses and result in a 35% fund balance increase of $69,173.

GUADALUPE-BLANCO RIVER AUTHORITY
WORKPLAN AND BUDGET
FISCAL YEAR ENDING AUGUST 31, 2013

044 - SAN MARCOS WTP

	FY 2012 BUDGET	FY 2013 BUDGET	FY 2012-2013 DIFFERENCE
OPERATING REVENUES			
WATER SALES & LAKE OPERATIONS:			
ANNUAL SERVICE FEE INCOME	859,053	890,268	31,215
SMWTP CHARGES-KYLE	381,425	381,425	
SMWTP CHARGES-GOFORTH WSC	76,285	96,360	20,075
SMWTP CHARGES-CITY OF BUDA	76,285	78,293	2,008
SMWTP CHARGES-MONARCH WSC	38,143	70,263	32,120
SMWTP CHARGES-SUNFIELD MUD	8,432	12,045	3,613
CONTRA-SMWTP CHARGES	(509,790)	(557,302)	(47,512)
Total WATER SALES & LAKE OPERATIONS	**929,833**	**971,352**	**41,519**
MISCELLANEOUS INCOME:			
PASS THROUGH ELEC. COSTS	324,158	324,158	
SM GRNDWTR PASS THRU ELEC COST	145,125	143,644	(1,481)
PASS THROUGH CHEM COSTS	179,627	200,199	20,572
SM GRNDWTR PASS THRU CHEM COST	24,131	26,903	2,772
PASS THROUGH INSURANCE	50,956	39,426	(11,530)
PASS THROUGH L.O.C	15,470	16,499	1,029
PASS THROUGH INSPECTION FEES	45,000	45,000	
Total MISCELLANEOUS INCOME	**784,467**	**795,829**	**11,362**
TOTAL OPERATING REVENUES	**1,714,300**	**1,767,181**	**52,881**
OPERATING EXPENSES			
STAFF TECHNICAL ASSISTANCE	19,041	17,190	(1,851)
SUPERVISION	74,337	76,432	2,095
LABOR	164,223	174,637	10,414
Total OPERATING SALARIES & WAGES	**257,601**	**268,259**	**10,658**
EMPLOYEE EXPENSES & BENEFITS:			
EMPLOYEES' TRAVEL	3,000	3,000	
EMPLOYEE BENEFITS	126,438	133,265	6,827
Total EMPLOYEE EXPENSES & BENEFITS	**129,438**	**136,265**	**6,827**
OPERATING SUPPLIES & SERVICES:			
TRUCK OPERATING EXPENSES	4,500	4,500	
PUBLIC INFORMATION	650	650	
DUES AND MEMBERSHIPS	600	1,000	400

GUADALUPE-BLANCO RIVER AUTHORITY
WORKPLAN AND BUDGET
FISCAL YEAR ENDING AUGUST 31, 2013

044 - SAN MARCOS WTP

	FY 2012 BUDGET	FY 2013 BUDGET	FY 2012-2013 DIFFERENCE
PUBLICATIONS AND BOOKS	360	600	240
SMALL TOOLS EXPENSE	1,600	1,600	
TRACTORS AND EQUIPMENT	1,000	1,000	
UNIFORMS AND LAUNDRY	3,285	3,285	
PROCESS/SPECIAL OPERATING	11,500	13,500	2,000
BIOSOLIDS DISPOSAL COSTS	15,000	15,000	
TRAINING EXPENSES	6,000	6,000	
SAFETY & EMERG. EXPENSES	1,500	1,500	
POWER AND UTILITIES	324,158	324,158	
AUXILLARY POWER EXPENSE	2,040	2,040	
SM GROUNDWATER POWER/UTILITIES	145,125	143,644	(1,481)
CHLORINE	24,000	29,796	5,796
CHLORINE SM GROUNDWATER	22,356	25,128	2,772
FLOURIDE SM GROUNDWATER	1,775	1,775	
ALUM/FERRIC	81,230	91,303	10,073
POLYMER A	12,980	7,800	(5,180)
FLUOSILICIC ACID	25,000	28,100	3,100
FERROUS CHLORIDE	1,200	1,200	
SODIUM CHLORITE	35,217	42,000	6,783
LAB SUPPLIES & EXPENSES	13,440	12,000	(1,440)
PROFESSIONAL FEES	4,200	6,200	2,000
INSPECTION FEES	45,000	45,000	
COMMUNICATIONS	5,600	4,440	(1,160)
OFFICE SUPPLIES & EXPENSES	2,940	2,940	
COMPUTER SUPPLIES & SERVICE	3,900	3,900	
BANK SERVICE FEES	100	100	
SM LETTER OF CREDIT	15,470	16,499	1,029
INSURANCE EXPENSE	50,956	39,426	(11,530)
MISCELLANEOUS EXPENSES	2,000	2,000	
Total OPERATING SUPPLIES & SERVICES	**864,682**	**878,084**	**13,402**
MAINTENANCE & REPAIR			
LABOR	54,592	60,790	6,197
MATERIAL	93,256	97,676	4,420
SERVICES	127,478	116,748	(10,730)
Total MAINTENANCE & REPAIR	**275,326**	**275,214**	**(113)**
TOTAL OPERATING & MAINTENANCE	**1,527,048**	**1,557,822**	**30,774**
ADMINISTRATIVE & GENERAL:			
A & G EXPENSES	103,024	108,586	5,562

GUADALUPE-BLANCO RIVER AUTHORITY
WORKPLAN AND BUDGET
FISCAL YEAR ENDING AUGUST 31, 2013

044 - SAN MARCOS WTP

	FY 2012 BUDGET	FY 2013 BUDGET	FY 2012-2013 DIFFERENCE
Total ADMINISTRATIVE & GENERAL	103,024	108,586	5,562
TOTAL OPERATING EXPENSES	1,630,071	1,666,408	36,337
NET OPERATING INCOME	84,229	100,773	16,544

GUADALUPE-BLANCO RIVER AUTHORITY
WORKPLAN AND BUDGET
FISCAL YEAR ENDING AUGUST 31, 2013

044 - SAN MARCOS WTP

	FY 2012 BUDGET	FY 2013 BUDGET	FY 2012-2013 DIFFERENCE
OPERATING REVENUES	1,714,300	1,767,181	52,881
OPERATING EXPENSES	(1,630,071)	(1,666,408)	(36,337)
NET OPERATING INCOME	**84,229**	**100,773**	**16,544**
NON-OPERATING REVENUES (EXPENSES)			
INTEREST INCOME:			
INT ON SAN MARCOS OPR FUND	5,400	5,400	
Total INTEREST INCOME	**5,400**	**5,400**	
TOTAL NON-OPERATING REVENUES (EXPENSES)	**5,400**	**5,400**	
CHANGE IN NET ASSETS	**89,629**	**106,173**	**16,544**
INTERFUND LOANS			
DEBT CAPITAL			
TOTAL FUNDS AVAILABLE	**89,629**	**106,173**	**16,544**
PURCHASES OF FIXED ASSETS			
AUTO & HEAVY EQUIPMENT	20,000		(20,000)
Total PURCHASES OF FIXED ASSETS	**20,000**		**(20,000)**
WORK IN PROGRESS			
DEBT SERVICE			
GENERAL LOANS PAID		37,000	37,000
Total DEBT SERVICE		**37,000**	**37,000**
TOTAL FUNDS APPLIED	**20,000**	**37,000**	**17,000**
NET CHANGE IN FUND BALANCE	**69,629**	**69,173**	**(456)**

GUADALUPE-BLANCO RIVER AUTHORITY
WORKPLAN AND BUDGET
FISCAL YEAR ENDING AUGUST 31, 2013

044 - SAN MARCOS WTP

	FY 2012 BUDGET	FY 2013 BUDGET	FY 2012-2013 DIFFERENCE
SALARIES & WAGES DETAIL			
STAFF TECHNICAL ASSISTANCE:			
STA- SUPERVISION	10,771	9,199	(1,572)
STA- CLERICAL	8,270	7,991	(279)
Total STAFF TECHNICAL ASSISTANCE	**19,041**	**17,190**	**(1,851)**
SUPERVISION:			
SUPERVISION	45,000	46,385	1,385
SUP- SAFETY & TRAINING	1,232	1,156	(76)
SUP- GROUND WATER SYSTEM	28,106	28,892	786
Total SUPERVISION	**74,337**	**76,432**	**2,095**
OPERATING LABOR:			
CLERICAL	931	969	38
REG- OPERATING LABOR	105,124	114,277	9,153
REG- SAFETY & TRAINING	4,498	4,694	195
REG- GROUND WATER SYSTEM	19,781	19,213	(568)
OVT- OPERATING LABOR	26,961	29,182	2,221
OVT- SAFETY & TRAINING LBR	6,927	6,302	(625)
Total OPERATING LABOR	**164,223**	**174,637**	**10,414**
MAINTENANCE & REPAIR			
M&R-LABOR:			
REG/LBR- GROUND WATER SYSTEM	4,269	6,064	1,795
REG/LBR- OTHER	46,149	50,209	4,060
Total M&R-LABOR	**50,418**	**56,274**	**5,855**
M&R-OVERTIME:			
OVT/LBR- GROUND WATER SYSTEM		468	468
OVT/LBR- OTHER	4,174	4,048	(126)
Total M&R-OVERTIME	**4,174**	**4,516**	**342**
Total MAINTENANCE & REPAIR	**54,592**	**60,790**	**6,197**
WORK IN PROGRESS			
PROJECT DEVELOPMENT			
TOTAL SALARIES & WAGES	**312,193**	**329,049**	**16,856**

GUADALUPE-BLANCO RIVER AUTHORITY
WORKPLAN AND BUDGET
FISCAL YEAR ENDING AUGUST 31, 2013

044 - SAN MARCOS WTP

	FY 2012 BUDGET	FY 2013 BUDGET	FY 2012-2013 DIFFERENCE
MAINTENANCE & REPAIR DETAIL			
LABOR:			
REG/LBR- GROUND WATER SYSTEM	4,269	6,064	1,795
REG/LBR- OTHER	46,149	50,209	4,060
OVT/LBR- GROUND WATER SYSTEM		468	468
OVT/LBR- OTHER	4,174	4,048	(126)
Total LABOR	**54,592**	**60,790**	**6,197**
MATERIAL:			
M&R/MAT- GROUNDS	720	720	
M&R/MAT- BUILDING	1,200	1,200	
M&R/MAT- CHEMICAL FEED SY	6,000	3,600	(2,400)
M&R/MAT- CLARIFIER	1,200	1,200	
M&R/MAT- FILTERS	28,536	28,536	
M&R/MAT- CLEARWELL	2,500	1,200	(1,300)
M&R/MAT- HI SERV. PUMP STA	19,500	19,500	
M&R/MAT- PONDS & LAGOONS	200	200	
M&R/MAT- ELEC./INSTRUMNTS	12,500	20,620	8,120
M&R/MAT- COMPRESS.AIR SYS.	2,000	2,000	
M&R/MAT- TRUCK	1,000	1,000	
M&R/MAT- TOOLS & EQUIP.	420	420	
M&R/MAT- HIGH SERV. METER	4,600	4,600	
M&R/MAT- OAKRIDGE FILTERS-GW	1,200	1,200	
M&R/MAT-PUMPS & MOTORS-GW	5,000	5,000	
M&R/MAT- GENERAL MAINT-GW	2,000	2,000	
M&R/MAT- CHEM FEED SYSTMS-GW	3,500	3,500	
M&R/MAT- AUX GENERATOR	1,000	1,000	
M&R/MAT- OTHER	180	180	
Total MATERIAL	**93,256**	**97,676**	**4,420**
SERVICES:			
M&R/SER- GROUNDS	30,000	30,000	
M&R/SER- BUILDING	1,200	1,200	
M&R/SER- CHEMICAL FEED SY	1,800	1,200	(600)
M&R/SER- CLARIFIER	1,580	1,580	
M&R/SER- FILTERS	52,678	52,678	
M&R/SER- CLEARWELL	1,700	1,700	
M&R/SER- HI SERV. PUMP STA	9,000	9,000	
M&R/SER- PONDS & LAGOONS	10,000	500	(9,500)
M&R/SER- ELEC./INSTRUMNTS	2,820	2,820	
M&R/SER- COMPRESS.AIR SYS.	2,000	2,000	
M&R/SER- TRUCK	860	860	
M&R/SER- TOOLS & EQUIP.	1,000	1,000	

GUADALUPE-BLANCO RIVER AUTHORITY
WORKPLAN AND BUDGET
FISCAL YEAR ENDING AUGUST 31, 2013

044 - SAN MARCOS WTP

	FY 2012 BUDGET	FY 2013 BUDGET	FY 2012-2013 DIFFERENCE
M&R/SER- ROADS	1,100	1,100	
M&R/SER- HIGH SERV. METER	1,200	1,200	
M&R/SER- OAKRIDGE FILTERS-GW	180	180	
M&R/SER- PUMPS & MOTORS-GW	3,500	3,500	
M&R/SER- GENERAL MAINT-GW	360	450	90
M&R/SER- CHEM FEED SYSTMS-GW	180	180	
M&R/SER- AUX GENERATOR	5,000	5,000	
M&R/SER- GEN. OFFICE BLDG	180		(180)
M&R/SER- OTHER	1,140	600	(540)
Total SERVICES	**127,478**	**116,748**	**(10,730)**
TOTAL MAINTENANCE & REPAIR	**275,326**	**275,214**	**(113)**

Water Resource Division
Buda Wastewater Treatment Plant System
Operating Plan for Fiscal Year Ending 8/31/13

BACKGROUND

The following Work Plan and Budget for the Buda Wastewater Treatment Plant is based on the treatment of an average sewage flow of 412.5 million gallons per year or 1.13 million gallons per day (MGD). The plant was expanded during Fiscal Year 2012 with current treatment capacity of 1.5 MGD.

Two licensed wastewater treatment professionals operate and maintain the plant. In addition, some contract labor and support from other GBRA Divisions is included in the form of electrical, preventive maintenance, supervision, engineering, purchasing, laboratory, and administrative functions. GBRA's budget forecast includes all payroll and employee benefit expenses. The Chief Operator of GBRA's Shadow Creek System supervises the Buda Wastewater Treatment Plant. Management of the plant is performed by personnel located in GBRA's Seguin office.

REVENUE SOURCES AND TRENDS

After signing a contract with the City of Buda in September 2001 GBRA assumed operation of the City's wastewater plant on October 1, 2001. The contract between the City of Buda and GBRA provides that GBRA will bill the City the actual cost of operating and maintaining the plant. As a result, revenue is matched to expenses and GBRA does not over-recover nor under-recover the cost of operating the plant.

The proposed FY 2013 budget is based upon a 12-month fiscal year ending August 31, 2013. Since the City funded the 2007 and 2011 expansion projects, no debt service is included in this budget.

The budget is based on total estimated annual wastewater to be treated of 412,500,000 gallons. The budgeted FY 2013 revenue for the Buda Division is $509,361 which is $937 or 0.2% less than last year's budget.

CAPITAL ADDITIONS AND OPERATING EXPENDITURES

The combined capital additions and operating expenditure budget for FY 2013 amounts to $509,361 which is $937 or 0.2% less than FY 2012. Major expenses include power and utility costs of $96,000, biosolids disposal costs of $40,000, and chemical costs of $53,150. Also, lab supplies and expenses are estimated at $22,800.

The budget assumes that GBRA will be completely responsible for insurance and risk management. The budget also includes the standard administration and general cost percentage charged to all operating divisions of GBRA.

FUND BALANCE

Funds for the above listed capital additions and maintenance projects as well as all of the other operating expenditures summarized in the following pages will be provided from revenues from the City of Buda. Since this system represents a contract operation in which GBRA does not over-recover nor under-recover its costs, the net change in fund balance for FY 2013 is $60.

GUADALUPE-BLANCO RIVER AUTHORITY
WORKPLAN AND BUDGET
FISCAL YEAR ENDING AUGUST 31, 2013

045 - BUDA WWTP

	FY 2012 BUDGET	FY 2013 BUDGET	FY 2012-2013 DIFFERENCE
OPERATING REVENUES			
WASTEWATER SERVICES:			
PLANT O & M EXPENSES	476,532	467,046	(9,486)
ADMINISTRATIVE & GENERAL	33,765	32,115	(1,650)
ADDS. TO PLANT AND EQUIP.		10,200	10,200
Total WASTEWATER SERVICES	**510,298**	**509,361**	**(937)**
TOTAL OPERATING REVENUES	**510,298**	**509,361**	**(937)**
OPERATING EXPENSES			
STAFF TECHNICAL ASSISTANCE	5,092	4,979	(113)
SUPERVISION	15,335	16,851	1,516
LABOR	39,642	35,983	(3,658)
Total OPERATING SALARIES & WAGES	**60,069**	**57,814**	**(2,255)**
EMPLOYEE EXPENSES & BENEFITS:			
EMPLOYEES' TRAVEL	1,000	1,000	
EMPLOYEE BENEFITS	41,439	39,413	(2,026)
Total EMPLOYEE EXPENSES & BENEFITS	**42,439**	**40,413**	**(2,026)**
OPERATING SUPPLIES & SERVICES:			
TRUCK OPERATING EXPENSES	6,000	6,000	
EQUIPMENT RENTAL	475		(475)
DUES AND MEMBERSHIPS	120	120	
PUBLICATIONS AND BOOKS	120	120	
SMALL TOOLS EXPENSE	1,200	1,200	
TRACTORS AND EQUIPMENT	2,000	1,200	(800)
UNIFORMS AND LAUNDRY	1,500	1,500	
BIOSOLIDS DISPOSAL COSTS	40,000	40,000	
TRAINING EXPENSES	1,560	1,080	(480)
SAFETY & EMERG. EXPENSES	1,800	1,800	
POWER AND UTILITIES	102,000	96,000	(6,000)
AUXILLARY POWER EXPENSE	6,750	4,500	(2,250)
OPERATING CHEMICALS	1,580	650	(930)
CHLORINE	6,400	8,500	2,100
ALUM	29,000	32,000	3,000
POLYMER	8,800	8,800	
SODIUM BISULFATE	3,000	3,200	200
LAB SUPPLIES & EXPENSES	26,000	22,800	(3,200)

GUADALUPE-BLANCO RIVER AUTHORITY
WORKPLAN AND BUDGET
FISCAL YEAR ENDING AUGUST 31, 2013

045 - BUDA WWTP

	FY 2012 BUDGET	FY 2013 BUDGET	FY 2012-2013 DIFFERENCE
PROFESSIONAL FEES	1,056	5,100	4,044
INSPECTION FEES	5,298	5,298	
COMMUNICATIONS	2,808	4,800	1,992
OFFICE SUPPLIES & EXPENSES	9,050	1,200	(7,850)
COMPUTER SUPPLIES & SERVICE	2,180	1,000	(1,180)
INSURANCE EXPENSE	8,003	6,787	(1,215)
MISCELLANEOUS EXPENSES	600	600	
Total OPERATING SUPPLIES & SERVICES	**267,300**	**254,255**	**(13,044)**
MAINTENANCE & REPAIR			
LABOR	42,251	39,503	(2,747)
MATERIAL	26,660	36,770	10,110
SERVICES	37,814	38,290	476
Total MAINTENANCE & REPAIR	**106,725**	**114,563**	**7,839**
TOTAL OPERATING & MAINTENANCE	**476,532**	**467,046**	**(9,486)**
ADMINISTRATIVE & GENERAL:			
A & G EXPENSES	33,765	32,115	(1,651)
Total ADMINISTRATIVE & GENERAL	**33,765**	**32,115**	**(1,651)**
TOTAL OPERATING EXPENSES	**510,298**	**499,161**	**(11,137)**
NET OPERATING INCOME		**10,200**	**10,200**

GUADALUPE-BLANCO RIVER AUTHORITY
WORKPLAN AND BUDGET
FISCAL YEAR ENDING AUGUST 31, 2013

045 - BUDA WWTP

	FY 2012 BUDGET	FY 2013 BUDGET	FY 2012-2013 DIFFERENCE
OPERATING REVENUES	510,298	509,361	(937)
OPERATING EXPENSES	(510,298)	(499,161)	11,137
NET OPERATING INCOME		**10,200**	**10,200**
NON-OPERATING REVENUES (EXPENSES)			
INTEREST INCOME:			
INT ON OPERATING FUNDS	120	60	(60)
Total INTEREST INCOME	**120**	**60**	**(60)**
TOTAL NON-OPERATING REVENUES (EXPENSES)	**120**	**60**	**(60)**
CHANGE IN NET ASSETS	**120**	**10,260**	**10,140**
INTERFUND LOANS			
DEBT CAPITAL			
TOTAL FUNDS AVAILABLE	**120**	**10,260**	**10,140**
PURCHASES OF FIXED ASSETS			
MISCELLANEOUS EQUIPMENT		10,200	10,200
Total PURCHASES OF FIXED ASSETS		**10,200**	**10,200**
WORK IN PROGRESS			
DEBT SERVICE			
TOTAL FUNDS APPLIED		**10,200**	**10,200**
NET CHANGE IN FUND BALANCE	**120**	**60**	**(60)**

GUADALUPE-BLANCO RIVER AUTHORITY
WORKPLAN AND BUDGET
FISCAL YEAR ENDING AUGUST 31, 2013

045 - BUDA WWTP

	FY 2012 BUDGET	FY 2013 BUDGET	FY 2012-2013 DIFFERENCE
SALARIES & WAGES DETAIL			
STAFF TECHNICAL ASSISTANCE:			
STA - SUPERVISION	3,247	2,618	(629)
STA - CLERICAL	1,845	2,361	516
Total STAFF TECHNICAL ASSISTANCE	**5,092**	**4,979**	**(113)**
SUPERVISION:			
SUPERVISION	15,335	16,851	1,516
Total SUPERVISION	**15,335**	**16,851**	**1,516**
OPERATING LABOR:			
CLERICAL	1,193	1,247	54
REG- OPERATING LABOR	32,485	28,787	(3,698)
REG- MISC LABOR		1,234	1,234
REG- SAFETY & TRAINING	902	540	(362)
OVT- OPERATING LABOR	5,062	4,175	(887)
Total OPERATING LABOR	**39,642**	**35,983**	**(3,658)**
MAINTENANCE & REPAIR			
M&R-LABOR:			
REG/LBR- OTHER	42,251	39,503	(2,747)
Total M&R-LABOR	**42,251**	**39,503**	**(2,747)**
Total MAINTENANCE & REPAIR	**42,251**	**39,503**	**(2,747)**
WORK IN PROGRESS			
PROJECT DEVELOPMENT			
TOTAL SALARIES & WAGES	**102,319**	**97,317**	**(5,002)**

GUADALUPE-BLANCO RIVER AUTHORITY
WORKPLAN AND BUDGET
FISCAL YEAR ENDING AUGUST 31, 2013

045 - BUDA WWTP

	FY 2012 BUDGET	FY 2013 BUDGET	FY 2012-2013 DIFFERENCE
MAINTENANCE & REPAIR DETAIL			
LABOR:			
REG/LBR- OTHER	42,251	39,503	(2,747)
Total LABOR	**42,251**	**39,503**	**(2,747)**
MATERIAL:			
M&R/MAT- PUMPS	5,000	8,500	3,500
M&R/MAT- RAW STRUCTURE	1,200	2,500	1,300
M&R/MAT- METERS	420	850	430
M&R/MAT- GATES/VALVES	120	680	560
M&R/MAT- INSTRUMENTS/ELECTRICA	5,500	1,200	(4,300)
M&R/MAT- DIGESTERS	780	240	(540)
M&R/MAT- THICKENER	550	240	(310)
M&R/MAT- AERATION BASINS	960	480	(480)
M&R/MAT- CLARIFIERS	480	480	
M&R/MAT- CHEM FEED SYSTEMS	960	960	
M&R/MAT- POTABLE WTR SYSTEM	120		(120)
M&R/MAT- BIOSOLIDS HANDLING	1,050	480	(570)
M&R/MAT- NON POT WTR SYSTEM	1,250	2,700	1,450
M&R/MAT- GROUNDSKEEPING	400	420	20
M&R/MAT- TRUCKS	580	600	20
M&R/MAT- MOTORS	3,500	4,020	520
M&R/MAT- BUILDING	240	1,200	960
M&R/MAT- TOOLS & EQUIP.	960	9,240	8,280
M&R/MAT- TRACTORS	240	240	
M&R/MAT- FILTERS	960	960	
M&R/MAT- AUX GENERATOR	1,000	300	(700)
M&R/MAT- OTHER	390	480	90
Total MATERIAL	**26,660**	**36,770**	**10,110**
SERVICES:			
M&R/SER- PUMPS	3,000	3,000	
M&R/SER- RAW STRUCTURE	600	1,200	600
M&R/SER- METERS	960	720	(240)
M&R/SER- GATES/VALVES	240	350	110
M&R/SER- INSTRUMENTS/ELECTRICA	4,200	4,300	100
M&R/SER- DIGESTERS	1,900	1,900	
M&R/SER- THICKENER	840	240	(600)
M&R/SER- AERATION BASINS	1,560	240	(1,320)
M&R/SER- CLARIFIERS	1,000	1,000	
M&R/SER- CHEM FEED SYSTEMS	2,800	2,640	(160)
M&R/SER- POTABLE WTR SYSTEM	360		(360)
M&R/SER- BIOSOLIDS HANDLING	3,804	2,640	(1,164)

GUADALUPE-BLANCO RIVER AUTHORITY
WORKPLAN AND BUDGET
FISCAL YEAR ENDING AUGUST 31, 2013

045 - BUDA WWTP

	FY 2012 BUDGET	FY 2013 BUDGET	FY 2012-2013 DIFFERENCE
M&R/SER- NON POT. WTR SYSTEM	3,200	3,200	
M&R/SER- GROUNDSKEEPING	700	780	80
M&R/SER- TRUCKS	600	600	
M&R/SER- MOTORS	4,400	4,020	(380)
M&R/SER- BUILDING	50	120	70
M&R/SER- TOOLS & EQUIP.	1,500	5,100	3,600
M&R/SER- TRACTORS	1,500	1,500	
M&R/SER- FILTERS	1,200	1,200	
M&R/SER- AUX GENERATOR	2,800	2,700	(100)
M&R/SER- GEN. OFFICE BLDG	360	360	
M&R/SER- OTHER	240	480	240
Total SERVICES	**37,814**	**38,290**	**476**
TOTAL MAINTENANCE & REPAIR	**106,725**	**114,563**	**7,839**

GUADALUPE-BLANCO RIVER AUTHORITY
WORKPLAN AND BUDGET
FISCAL YEAR ENDING AUGUST 31, 2013

BUDA WWTP

	FY 2013 BUDGET
MISCELLANEOUS EQUIPMENT	
COLI-LERT QUANTITRAY SEALER	4,000
ON-LINE CHLORINE ANALYZER	6,200
Total MISCELLANEOUS EQUIPMENT	**10,200**
TOTAL CAPITAL ADDITIONS	**10,200**

The systems within this division are independent systems. The inclusion of the following Division level consolidation pages is for information purposes only.

GUADALUPE-BLANCO RIVER AUTHORITY
WATER RESOURCES CONSOLIDATED - WORKPLAN AND BUDGET
FISCAL YEAR ENDING AUGUST 31, 2013

	FY 2012 BUDGET	FY 2013 BUDGET	FY 2012-2013 DIFFERENCE
OPERATING REVENUES			
WATER SALES & LAKE OPERATIONS:			
ANNUAL SERVICE FEE INCOME	1,444,235	1,527,591	83,356
WATER SALES-RURAL WATER	137,909	150,628	12,718
WATER SALES-CARBIDE	604,300	648,842	44,542
WATER SALES-INEOS NITRILES G.L	206,178	218,245	12,067
WATER SALES-ISP TECH,INC.	113,667	124,083	10,417
W/S GONZALES COUNTY WSC	79,567	86,858	7,292
WATER SALES-1ST CROP	255,204	266,200	10,996
WATER SALES-2ND CROP RICE	16,800	16,800	
WATER SALES-OTHER	12,800	24,500	11,700
WATER SALES-SPRINKLER IRRIGAT	16,264	16,484	220
WATER SALES-SEADRIFT COKE	306,079	333,337	27,259
WATER SALES-CRAWFISH FARM	7,000	8,000	1,000
WATER SALES-PONDS & RIGS	47,685	40,131	(7,554)
WATER SALES-WATERFOWL WTR	246,353	269,332	22,979
WATER SALES-POC MUD	15,778	18,948	3,170
WATER SALES-CATFISH FARM	43,989	48,524	4,535
W/S UNION CARBIDE	11,367	12,408	1,042
WATER SALES-EXELON	29,326	32,014	2,688
W/S WESTERN CANYON	57,000	31,250	(25,750)
W/S STRUCTURAL METALS	79,567	86,858	7,292
W/S NEW BRAUNFELS UTIL.	953,507	1,165,340	211,833
W/S CRYSTAL CLEAR WSC	90,933	99,267	8,333
W/S GOLF CLUB OF SEGUIN	2,842	3,102	260
W/S CANYON REGIONAL W.A.	1,372,126	1,483,339	111,213
W/S CANYON LAKE W.S.C.	727,467	794,133	66,667
W/S CITY OF SAN MARCOS	1,099,000	1,240,833	141,833
W/S GUADALUPE POWER,L.P.	777,480	848,730	71,250
W/S CITY OF KYLE	595,899	675,386	79,486
W/S GO FORTH WSC	113,667	124,083	10,417
W/S CITY OF BUDA WTC	280,075	305,741	25,667
W/S CITY OF FAIR OAKS	210,283	229,554	19,271
W/S SAN ANTONIO WTR. SYS.	808,783	871,283	62,500
W/S CITY OF BOERNE	410,450	448,065	37,615
W/S SAN JOSE-PARK VILLAGE	36,601	39,955	3,354
W/S CITY OF BLANCO	56,080	74,450	18,370
W/S FORESIGHT	32,963	35,984	3,021
W/S CORDILLERA RANCH, LTD.	113,667	124,083	10,417
W/S KENDALL CUC/TAPATIO SPRGS	85,250	93,063	7,813
W/S HAWK GOLF DEVELOPMENT	22,733	24,817	2,083
W/S CITY OF BUDA	185,827	208,460	22,633
W/S D.H.INV-JOHNSON RANCH	45,467	49,633	4,167
W/S GOFORTH WSC	119,350	130,288	10,938
W/S H H RANCH PROPERTIES	28,417	31,021	2,604
W/S SUNFIELD	356,459	389,125	32,667

GUADALUPE-BLANCO RIVER AUTHORITY
WATER RESOURCES CONSOLIDATED - WORKPLAN AND BUDGET
FISCAL YEAR ENDING AUGUST 31, 2013

	FY 2012 BUDGET	FY 2013 BUDGET	FY 2012-2013 DIFFERENCE
W/S MONARCH UTILITIES, LP	63,653	69,487	5,833
W/S LERIN DEVELOPMENT CO. INC	85,250	93,063	7,813
RESERVATION FEE - EXELON CORP	75,000	50,000	(25,000)
SMWTP CHARGES-KYLE	381,425	381,425	
SMWTP CHARGES-GOFORTH WSC	76,285	96,360	20,075
SMWTP CHARGES-CITY OF BUDA	76,285	78,293	2,008
SMWTP CHARGES-MONARCH WSC	38,143	70,263	32,120
SMWTP CHARGES-SUNFIELD MUD	8,432	12,045	3,613
O&M RRWDS PIPELINE TRANSM.	692,445	739,569	47,124
O&M GPP PIPELINE TRANSM.	439,600	462,493	22,893
O&M IH35 P/L TRNSM-KYLE	167,796	171,295	3,499
O&M IH35 P/L TRNSM-GOFORTH	33,559	43,274	9,715
O&M-IH35 TWDS-BUDA	33,559	35,160	1,601
O&M IH35 P/L TRNSM-SUNFLD	3,703	5,409	1,706
O&M IH35 P/L TRNSM-MONARCH	16,780	31,554	14,774
W/S OTHER SMALL SALES	40,845	44,229	3,384
DEBT SERV REQ-INTEREST	165,502	165,824	322
DEBT SERV REQ-RRWDS PIPELINE	1,655,016	1,658,280	3,264
DEBT SERV REQ-WESTERN CANYON	5,853,534	5,852,006	(1,528)
DEBT SERV REQ-IH35	1,508,542	1,508,020	(522)
CONTRA-SMWTP CHARGES	(509,790)	(557,302)	(47,512)
Total WATER SALES & LAKE OPERATIONS	**23,161,955**	**24,461,515**	**1,299,560**
RECREATION & LAND USE:			
G. V. RECREATION REVENUE	25,000	20,000	(5,000)
LAKEWOOD REC. REVENUE	83,586	95,200	11,614
Total RECREATION & LAND USE	**108,586**	**115,200**	**6,614**
WASTEWATER SERVICES:			
PLANT O & M EXPENSES	476,532	467,046	(9,486)
ADMINISTRATIVE & GENERAL	33,765	32,115	(1,650)
ADDS. TO PLANT AND EQUIP.		10,200	10,200
Total WASTEWATER SERVICES	**510,298**	**509,361**	**(937)**
LABORATORY SERVICES:			
LAB FEES - OPERATING	770,000	830,000	60,000
Total LABORATORY SERVICES	**770,000**	**830,000**	**60,000**
RENTALS:			
BUILDING RENTAL	29,264	26,884	(2,380)
OFFICE EXPAN. BLDG RENTAL	230,460	230,460	

GUADALUPE-BLANCO RIVER AUTHORITY
WATER RESOURCES CONSOLIDATED - WORKPLAN AND BUDGET
FISCAL YEAR ENDING AUGUST 31, 2013

	FY 2012 BUDGET	FY 2013 BUDGET	FY 2012-2013 DIFFERENCE
Total RENTALS	**259,724**	**257,344**	**(2,380)**
MISCELLANEOUS INCOME:			
PASS THROUGH ELEC. COSTS	324,158	324,158	
SM GRNDWTR PASS THRU ELEC COST	145,125	143,644	(1,481)
PASS THROUGH CHEM COSTS	179,627	200,199	20,572
SM GRNDWTR PASS THRU CHEM COST	24,131	26,903	2,772
PASS THROUGH INSURANCE	50,956	39,426	(11,530)
PASS THROUGH L.O.C	15,470	16,499	1,029
PASS THROUGH INSPECTION FEES	45,000	45,000	
MISCELLANEOUS REVENUES	37,000	30,800	(6,200)
Total MISCELLANEOUS INCOME	**821,467**	**826,629**	**5,162**
TOTAL OPERATING REVENUES	**25,632,030**	**27,000,049**	**1,368,019**
OPERATING EXPENSES			
STAFF TECHNICAL ASSISTANCE	650,160	747,195	97,035
SUPERVISION	1,003,506	1,063,134	59,629
LABOR	892,622	936,683	44,061
Total OPERATING SALARIES & WAGES	**2,546,288**	**2,747,012**	**200,725**
EMPLOYEE EXPENSES & BENEFITS:			
EMPLOYEES' TRAVEL	47,500	61,340	13,840
TRAVEL - WATER QUALITY	3,000	3,000	
TRAVEL EXP - NWRA	12,000	12,000	
TRAVEL EXP - TWCA	11,000	11,000	
TRAVEL-SAMPLE PICKUP	2,700	4,000	1,300
EMPLOYEE BENEFITS	1,208,144	1,295,452	87,308
Total EMPLOYEE EXPENSES & BENEFITS	**1,284,344**	**1,386,792**	**102,448**
OPERATING SUPPLIES & SERVICES:			
TRUCK OPERATING EXPENSES	38,400	42,300	3,900
AUTO OPERATING EXPENSES	2,700	2,400	(300)
BUILDING RENTAL	2,400		(2,400)
EQUIPMENT RENTAL	475		(475)
RIGHT-OF-WAY RENTALS	37,700	42,400	4,700
OFFICE RENTAL & EXPENSES	34,000	21,000	(13,000)
SAN ANTONIO BAY FOUNDATION EXP	75,000	50,000	(25,000)
ECONOMIC DEVELOPMENT	70,000	80,000	10,000
GBR TRUST EXPENSE	50,000	80,900	30,900
PUBLIC INFORMATION	6,450	6,050	(400)

GUADALUPE-BLANCO RIVER AUTHORITY
WATER RESOURCES CONSOLIDATED - WORKPLAN AND BUDGET
FISCAL YEAR ENDING AUGUST 31, 2013

	FY 2012 BUDGET	FY 2013 BUDGET	FY 2012-2013 DIFFERENCE
GOVERNMENT RELATIONS	2,000		(2,000)
CHAMBER OF COMMERCE	20,000	20,000	
PC-MEDIA EXPENSES	3,000	3,000	
PC-ED/CONSV PROJ.MATERIAL	40,000	55,000	15,000
PC-COMMUNITY REL/SPONSORS	10,000	15,000	5,000
PC-SPECIAL PROJECTS	3,000	7,500	4,500
PC-RIVER RUN MAGAZINE	15,000	17,500	2,500
PC-PECAN FEST	7,500	7,500	
DUES AND MEMBERSHIPS	9,240	9,740	500
PUBLICATIONS AND BOOKS	2,840	3,795	955
SMALL TOOLS EXPENSE	6,400	6,400	
TRACTORS AND EQUIPMENT	31,800	32,200	400
UNIFORMS AND LAUNDRY	8,565	8,565	
PROCESS/SPECIAL OPERATING	213,300	215,300	2,000
BIOSOLIDS DISPOSAL COSTS	55,000	55,000	
OUTSOURCED LAB ANALYSES	25,000	20,000	(5,000)
BAD DEBT EXPENSE	2,400	2,600	200
GAUGING/MONITORING	179,800	187,601	7,801
TRAINING EXPENSES	30,460	32,880	2,420
SAFETY & EMERG. EXPENSES	9,260	9,420	160
SECURITY EXPENSE	1,000	9,980	8,980
POWER AND UTILITIES	452,358	444,358	(8,000)
PUMP STATION POWER/UTILIT	34,920	32,784	(2,136)
POWER/UTIL-RRWDS PUMP STATION	384,000	400,000	16,000
POWER/UTIL-GPP PIPELINE	177,000	170,000	(7,000)
POWER/UTIL-IH35 PIPELINE	146,844	162,000	15,156
AUXILLARY POWER EXPENSE	8,790	6,540	(2,250)
SM GROUNDWATER POWER/UTILITIES	145,125	143,644	(1,481)
OPERATING CHEMICALS	1,580	650	(930)
CHLORINE	34,552	42,448	7,896
CHLORINE SM GROUNDWATER	22,356	25,128	2,772
FLOURIDE SM GROUNDWATER	1,775	1,775	
ALUM	110,230	123,303	13,073
POLYMER	21,780	16,600	(5,180)
SODIUM BISULFATE	3,000	3,200	200
FLUOSILICIC ACID	25,000	28,100	3,100
FERROUS CHLORIDE	1,200	1,200	
SODIUM CHLORITE	35,217	42,000	6,783
LAB SUPPLIES & EXPENSES	59,920	55,280	(4,640)
WATER CONDITIONING	5,000	4,000	(1,000)
FREIGHT EXPENSES	12,000	11,000	(1,000)
APPARATUS EXPENSES	1,200	4,700	3,500
CHEMICAL EXPENSES	85,000	95,000	10,000
GAS CYLINDERS EXPENSES	4,000	4,000	
PT EXPENSES	3,000	5,000	2,000
HAZ. WASTE DISPOSAL EXPENSES	2,500	4,000	1,500
NELAP - ACCREDIATION FEES	3,000	3,000	

GUADALUPE-BLANCO RIVER AUTHORITY
WATER RESOURCES CONSOLIDATED - WORKPLAN AND BUDGET
FISCAL YEAR ENDING AUGUST 31, 2013

	FY 2012 BUDGET	FY 2013 BUDGET	FY 2012-2013 DIFFERENCE
NELAP - PROFESSIONAL SERVICES	4,000	4,000	
PROFESSIONAL FEES	328,471	429,745	101,274
PROF. FEES-LEGIS. ADVOC.	69,030	69,030	
PROF. FEES-FLOOD MGMT PROG	1,000		(1,000)
PROF.FEES-PUBLIC COMMUNICATION	114,000	114,000	
CONTRACT LABOR	7,800	7,800	
REGIONAL RWDS PROJECT EXPS.	34,665	33,350	(1,315)
IH35 PIPELINE EXPS.	18,000	15,000	(3,000)
GPP PIPELINE EXPS.	14,730	17,230	2,500
G. V. RECREATION EXPS.	13,500	14,000	500
LAKEWOOD RECREATION EXPS.	56,479	67,576	11,097
COMAL CO. ALERT EXPS.	1,000	1,000	
KENDALL CO. ALERT EXPS.	1,000	1,000	
KERR CO. ALERT SYS. EXPS.	1,000	1,500	500
INSPECTION FEES	50,298	50,298	
SB. 818 ASSESSMENT	40,000	41,000	1,000
WATERMASTER PAYMENT	142,273	143,690	1,417
COMMUNICATIONS	41,768	45,600	3,832
OFFICE SUPPLIES & EXPENSES	38,490	29,140	(9,350)
COMPUTER SUPPLIES & SERVICE	21,630	14,200	(7,430)
REPRODUCTION/DUPLICATING	20,000	20,000	
BANK SERVICE FEES	8,500	9,700	1,200
SM LETTER OF CREDIT	15,470	16,499	1,029
INSURANCE EXPENSE	197,909	199,155	1,246
MISCELLANEOUS EXPENSES	15,800	16,300	500
Total OPERATING SUPPLIES & SERVICES	**4,030,850**	**4,234,554**	**203,704**
MAINTENANCE & REPAIR			
LABOR	436,784	451,634	14,850
MATERIAL	291,552	334,564	43,012
SERVICES	1,008,692	972,729	(35,963)
Total MAINTENANCE & REPAIR	**1,737,028**	**1,758,927**	**21,899**
TOTAL OPERATING & MAINTENANCE	**9,598,510**	**10,127,286**	**528,776**
ADMINISTRATIVE & GENERAL:			
A & G EXPENSES	984,414	1,055,553	71,139
Total ADMINISTRATIVE & GENERAL	**984,414**	**1,055,553**	**71,139**
WATER PURCHASES/DELIVERY:			
INTERDIVISION WATER PURCH	300,000	356,000	56,000

GUADALUPE-BLANCO RIVER AUTHORITY
WATER RESOURCES CONSOLIDATED - WORKPLAN AND BUDGET
FISCAL YEAR ENDING AUGUST 31, 2013

	FY 2012 BUDGET	FY 2013 BUDGET	FY 2012-2013 DIFFERENCE
Total WATER PURCHASES/DELIVERY	300,000	356,000	56,000
PROJECT WRITE OFFS TO OPR EXP	2,406,291		(2,406,291)
TOTAL OPERATING EXPENSES	13,289,216	11,538,839	(1,750,376)
NET OPERATING INCOME	12,342,814	15,461,210	3,118,396

GUADALUPE-BLANCO RIVER AUTHORITY
WATER RESOURCES CONSOLIDATED - WORKPLAN AND BUDGET
FISCAL YEAR ENDING AUGUST 31, 2013

	FY 2012 BUDGET	FY 2013 BUDGET	FY 2012-2013 DIFFERENCE
OPERATING REVENUES	25,632,030	27,000,049	1,368,019
OPERATING EXPENSES	(13,289,216)	(11,538,839)	1,750,376
NET OPERATING INCOME	**12,342,814**	**15,461,210**	**3,118,396**
NON-OPERATING REVENUES (EXPENSES)			
INTEREST INCOME:			
INT ON OPERATING FUNDS	47,520	44,460	(3,060)
INT ON NOW ACCTS	720	720	
INT: I&S FUND,SAN MARCOS BOND	2,400	600	(1,800)
INT: I&S FUND,OFFICE EXP BOND	600	600	
INT: I&S FUND,WEST CANYON BOND	3,300	1,800	(1,500)
INT: I&S FUND,IH 35 BONDS	600	540	(60)
INT: RESERVE FUND,IH35 BONDS	24,000	18,000	(6,000)
INT: W.CANYON RATE STABILIZ.	24,000	24,000	
Total INTEREST INCOME	**103,140**	**90,720**	**(12,420)**
CAPITAL CONTRIBUTIONS:			
GOVERNMENT GRANTS & STATE FUND	660,310	1,071,527	411,217
Total CAPITAL CONTRIBUTIONS	**660,310**	**1,071,527**	**411,217**
INTEREST & BANK FEES:			
INT ON REVENUE BONDS	(95,616)	(90,276)	5,340
INT ON LONG TERM LOANS	(880)	(1,140)	(260)
INT- 2011 REFUNDING BONDS		(381,410)	(381,410)
INTEREST ON SOHIO BONDS	(169,968)	(161,568)	8,400
INT- REG RWDS EXPAN-2007 BONDS	(852,104)	(826,720)	25,384
INT ON WTR RIGHTS LOAN	(35,592)	(34,452)	1,140
INT ON OFFICE EXPAN BONDS	(398,260)		398,260
INT ON OFFICE EXPAN LOANS	(28,140)	(21,456)	6,684
INT ON MID BASIN PROJECT BONDS		(37,608)	(37,608)
INT ON WSTRN CANYON BONDS	(3,458,900)	(3,233,757)	225,143
INT ON IH 35 BONDS	(970,155)	(954,266)	15,889
INT ON NEW EQUIP LOAN	(5,762)	(3,122)	2,640
Total INTEREST & BANK FEES	**(6,015,377)**	**(5,745,775)**	**269,602**
TOTAL NON-OPERATING REVENUES (EXPENSES)	**(5,251,927)**	**(4,583,528)**	**668,400**
CHANGE IN NET ASSETS	**7,090,887**	**10,877,682**	**3,786,795**

GUADALUPE-BLANCO RIVER AUTHORITY
WATER RESOURCES CONSOLIDATED - WORKPLAN AND BUDGET
FISCAL YEAR ENDING AUGUST 31, 2013

	FY 2012 BUDGET	FY 2013 BUDGET	FY 2012-2013 DIFFERENCE
CHANGE IN RESTRICTED FUNDS		**2,295,000**	**2,295,000**
INTERFUND LOANS			
DEBT CAPITAL			
TOTAL FUNDS AVAILABLE	**7,090,887**	**13,172,682**	**6,081,795**
PURCHASES OF FIXED ASSETS			
SPECIALIZED OPER. EQUIPMENT	14,000	35,000	21,000
AUTO & HEAVY EQUIPMENT	54,000	27,000	(27,000)
MISCELLANEOUS EQUIPMENT	14,578	36,100	21,522
Total PURCHASES OF FIXED ASSETS	**82,578**	**98,100**	**15,522**
WORK IN PROGRESS			
WIP-OPERATING	88,540	41,600	(46,940)
WIP-CONSTRUCTION	4,917		(4,917)
Total WORK IN PROGRESS	**93,457**	**41,600**	**(51,857)**
CHANGE IN RESTRICTED FUNDS	**835,990**	**1,084,233**	**248,243**
PROJECT DEVELOPMENT	**2,026,013**	**7,363,986**	**5,337,973**
DEBT SERVICE			
BONDS PAID	3,329,988	3,694,151	364,163
LOANS PAID	458,752	483,168	24,416
GENERAL LOANS PAID	150,000	297,000	147,000
Total DEBT SERVICE	**3,938,740**	**4,474,319**	**535,579**
TOTAL FUNDS APPLIED	**6,976,778**	**13,062,238**	**6,085,460**
NET CHANGE IN FUND BALANCE	**114,109**	**110,445**	**(3,664)**

GUADALUPE-BLANCO RIVER AUTHORITY
WATER RESOURCES CONSOLIDATED - WORKPLAN AND BUDGET
FISCAL YEAR ENDING AUGUST 31, 2013

	FY 2012 BUDGET	FY 2013 BUDGET	FY 2012-2013 DIFFERENCE
SALARIES & WAGES DETAIL			
STAFF TECHNICAL ASSISTANCE:			
STA - SUPERVISION	326,948	355,193	28,244
STA - CLERICAL	91,761	111,295	19,535
STA/SUP- NWRA	17,481	17,740	258
STA/SUP- TWCA	17,481	17,740	258
STA/CLR- RRWDS PIPELINE		3,040	3,040
STA/SUP- GPP PIPELINE		1,872	1,872
STA/CLR- GV RECREATION	3,392	3,502	110
STA/SUP- GBR TRUST	7,224	3,990	(3,234)
STA/CLR- GBR TRUST	1,481	4,952	3,471
STA/SUP-SA BAY FOUNDATION	6,881	3,626	(3,255)
STA/CLR-SA BAY FOUNDATION	1,753	4,641	2,888
STA/CLR- PUBLIC INFORM	89,499	132,058	42,560
STA/SUP- PUBLIC INFORM	83,448	84,616	1,168
OVT- STAFF PUBLIC INFORM	2,811	2,931	120
Total STAFF TECHNICAL ASSISTANCE	**650,160**	**747,195**	**97,035**
SUPERVISION:			
SUPERVISION	667,728	732,063	64,334
SUP- ANALYTICAL	68,757	40,750	(28,006)
SUP- SUPPORT	61,682	70,965	9,284
SUP- RRWDS PIPELINE	3,681	3,798	117
SUP- GPP PIPELINE	3,131	3,359	228
SUP- GV RECREATION	4,625	4,772	147
SUP- LAKEWOOD RECREATION		450	450
SUP- SAFETY & TRAINING	4,753	9,804	5,051
SUP- IH35 PIPELINE	1,056	1,090	34
SUP- GBR TRUST	78,457	80,704	2,247
SUP-SA BAY FOUNDATION	81,530	86,487	4,957
SUP- GROUND WATER SYSTEM	28,106	28,892	786
Total SUPERVISION	**1,003,506**	**1,063,134**	**59,629**
OPERATING LABOR:			
CLERICAL	75,703	76,425	722
REG- OPERATING LABOR	433,101	444,995	11,893
REG- MISC LABOR	116,800	109,646	(7,154)
CLR- OPERATING LABOR	21,243	18,359	(2,884)
REG- CHLORIDE SAMPLES LABOR	34,972	35,948	976
REG- LABORATORY LABOR	13,194	12,941	(253)
REG- GV RECREATION LABOR	277	477	200
REG- LAKEWOOD REC LABOR	46,068	47,410	1,342
REG- SAFETY & TRAINING	10,759	11,042	283
REG- IH35 PIPELINE LABOR	31,438	29,203	(2,235)
CLR- GBR TRUST		42,848	42,848

GUADALUPE-BLANCO RIVER AUTHORITY
WATER RESOURCES CONSOLIDATED - WORKPLAN AND BUDGET
FISCAL YEAR ENDING AUGUST 31, 2013

	FY 2012 BUDGET	FY 2013 BUDGET	FY 2012-2013 DIFFERENCE
REG-SA BAY FOUNDATION	12,123	10,375	(1,748)
REG- GROUND WATER SYSTEM	19,781	19,213	(568)
OVT- OPERATING LABOR	50,857	52,218	1,361
OVT- WATER GATES	1,779	1,487	(291)
OVT- LABORATORY LABOR	1,779	1,487	(291)
OVT- LAKEWOOD REC	8,396	8,678	282
OVT- SAFETY & TRAINING LBR	6,927	6,302	(625)
REG- WORKING HOL RRWDS PIPELIN	1,714	1,750	36
REG- WORKING HOL GPP PIPELINE	1,714	1,750	36
REG- WORKING HOL LAKEWOOD REC	3,996	4,128	132
Total OPERATING LABOR	**892,622**	**936,683**	**44,061**
MAINTENANCE & REPAIR			
M&R-LABOR:			
REG/LBR- RRWDS PIPELINE	52,574	49,589	(2,985)
REG/LBR- GPP PIPELINE	26,960	29,342	2,382
REG/LBR- G.V. RECREATION	23,293	25,961	2,668
REG/LBR- LAKEWOOD REC.	43,297	44,809	1,512
REG/LBR- IH35 PIPELINE		6,366	6,366
REG/LBR- GROUND WATER SYSTEM	4,269	6,064	1,795
REG/LBR- COMAL CO.RAIN TELEMET	13,418	13,809	391
REG/LBR- KENDAL CO.RAIN TELEME	13,418	13,809	391
REG/LBR- KERR CO RAIN TELEMETR	13,418	13,809	391
REG/LBR- GUAD.CO.RAIN TELEMETR	13,418	13,809	391
REG/LBR- OTHER	206,356	205,791	(565)
Total M&R-LABOR	**410,420**	**423,159**	**12,739**
M&R-OVERTIME:			
OVT/LBR- RRWDS PIPELINE	3,760	4,161	401
OVT/LBR- GPP PIPELINE	1,880	3,001	1,121
OVT/LBR- G.V. RECREATION	3,958	3,885	(73)
OVT/LBR- GROUND WATER SYSTEM		468	468
OVT/LBR- OTHER	16,767	16,960	194
Total M&R-OVERTIME	**26,364**	**28,475**	**2,111**
Total MAINTENANCE & REPAIR	**436,784**	**451,634**	**14,850**
WORK IN PROGRESS			
WIP-STAFF:			
REGIONAL RAW WTR DS-STAFF	2,834		(2,834)

GUADALUPE-BLANCO RIVER AUTHORITY
WATER RESOURCES CONSOLIDATED - WORKPLAN AND BUDGET
FISCAL YEAR ENDING AUGUST 31, 2013

	FY 2012 BUDGET	FY 2013 BUDGET	FY 2012-2013 DIFFERENCE
Total WIP-STAFF	**2,834**		**(2,834)**
WIP-SUPERVISION:			
H5 LOT RESTORATION-SUPERV	1,464		(1,464)
Total WIP-SUPERVISION	**1,464**		**(1,464)**
Total WORK IN PROGRESS	**4,298**		**(4,298)**
PROJECT DEVELOPMENT			
PD-STAFF:			
CRP-PUBLIC PART-STAFF	2,164	4,298	2,134
ENVIRONMENTAL LCUB-STAFF	15,479	41,800	26,322
319 RIVER NETWORK-STAFF	1,637	1,191	(446)
ARANSAS PROJ LITIGATION-STAFF	131,868	84,197	(47,671)
CORDILLERA RETAIL-STAFF	9,884		(9,884)
BULVERDE AREA WW-STAFF	10,875	5,325	(5,551)
HAYS/CALDWELL WWTP-STAFF	3,501		(3,501)
TRANS FAC IH35/SH130 STDY-STAF		6,415	6,415
TX WATER ALLIANCE-STAFF	8,753		(8,753)
WINFIELD-STAFF	3,962	2,689	(1,273)
EAA HABITAT CONSRV PLAN-STAFF	51,241	28,198	(23,043)
CANYON GORGE PROJECT-STAFF	5,268	4,993	(274)
WATER SUPPLY ALTERNATIVE-STAFF	2,597	1,635	(963)
SIMSBORO PROJECT-STAFF	9,366		(9,366)
BOERNE WTR SUPPLY-STAFF	3,501		(3,501)
LAKE MGMT&AQUATIC CNTL-STAFF	4,237	4,365	129
EXELON WATER PROJECT-STAFF	18,528	1,071	(17,458)
WIMBERLEY WATER- STAFF	7,463		(7,463)
MID-BASIN PROJECT-STA	26,451	37,877	11,425
S.B.1 PHASE 4-STAFF	17,481		(17,481)
GERONIMO CREEK WPP-STAFF	803	2,852	2,050
Total PD-STAFF	**335,061**	**226,905**	**(108,156)**
PD-SUPERVISION & LABOR:			
CRP-PROJ ADMIN-NON GEN EMPL	1,245	653	(593)
CRP-QA & DATA-NON GEN EMPL	1,403	2,003	601
CRP-WQ MONIT-NON GEN EMPL	8,642	10,456	1,813
CRP-INFO CLRGHS-NON GEN EMPL	1,684	1,490	(195)
CRP-ISSUES & CAUSE-NON GEN EMP	1,241	1,831	589
CRP-PUBLIC PART-NON GEN EMPL	483	932	449
GBRA UNIVERSITY-NON GENERAL EM	4,838	7,207	2,370
WIMBERLEY/WW-NON GEN EMPLOYEES	7,917		(7,917)
ENVIRONMENTAL LCUB-NON GE	1,758	4,257	2,499

GUADALUPE-BLANCO RIVER AUTHORITY
WATER RESOURCES CONSOLIDATED - WORKPLAN AND BUDGET
FISCAL YEAR ENDING AUGUST 31, 2013

	FY 2012 BUDGET	FY 2013 BUDGET	FY 2012-2013 DIFFERENCE
319 RIVER NETWORK-NON GENERAL	10,123		(10,123)
MITIGATION BANK FEAS-NON GENER	6,058		(6,058)
DROUGHT PLANNING-NON-GENERAL	7,518	8,315	797
SB2 IN-STREAM FLOW-NON-GENERAL		13,844	13,844
ARANSAS PROJ LITIGAT-NON GEN	1,016		(1,016)
GROUNDWTR INVSTG-NON GEN EMPL	9,003	9,137	133
IH 35 PROJECT ROW-NON GEN EMPL	9,754	10,852	1,098
BULVERDE AREA WW-NON GEN EMP	10,764	8,512	(2,252)
WATERSHED PROTECT GRNTS-NON-GE	294		(294)
LAKE MGMT ENHANCEMENT-NON-GENE	10,087	7,871	(2,216)
MISC PROJ DEV-NON GEN EMPL	19,794		(19,794)
HIGH WTR MARK SRVY-NON GEN EMP	919	379	(539)
HAYS/CALDWELL WWTP-NON GEN EMP	13,691		(13,691)
BRUSH MANAGEMENT-NON GEN E	478		(478)
CANYON SEASONAL POOL-NON GEN E	2,928		(2,928)
LULING WTR SUP STDY-NON GEN EM	4,392		(4,392)
TX WATER ALLIANCE-NON-GENERAL	16,104		(16,104)
N.B. AREA WWTP-NON GEN EM	5,864		(5,864)
CANYON GORGE PROJECT-NON-GEN	33,132	35,880	2,748
WATER SUPPLY ALTERNATIVE-NON-G	15,006	15,228	222
SIMSBORO PROJECT-NON GEN EMPL	7,320		(7,320)
WATER RIGHTS/INV-NON GEN EMPL	6,002		(6,002)
LAKE MGMT&AQUATIC CNTL-NON GEN	5,570	10,507	4,938
ZEDLER MILL-NON-GEN EMPLOYEE	1,464		(1,464)
PLUM CREEK MONITORING-NON GEN	14,404	48,753	34,348
EXELON WATER PROJECT-NONGEN	2,144		(2,144)
TRI-COMMUNITY WSC- NON-GEN EMP	16,763	7,614	(9,150)
WIMBERLEY WATER- NON-GEN EMPL	12,337	3,045	(9,291)
WATER CO ACQUISITIONS-NON GEN	15,329	14,533	(797)
PADDLING TRAILS- NON-GEN	11,370	6,187	(5,182)
INDUSTRIAL DEV PROJECT-NON-GEN	7,792		(7,792)
CALHOUN CNTY SUPPLY STUDY-NONG	3,601	3,655	53
MID-BASIN PROJECT-NON-GEN EMPL	7,336	67,781	60,446
PERMIT AMEND APPL WOMACK-NON G	3,151	5,482	2,331
GERONIMO CREEK WPP-NON GEN EMP	21,860	15,064	(6,796)
Total PD-SUPERVISION & LABOR	**342,581**	**321,467**	**(21,114)**
Total PROJECT DEVELOPMENT	**677,642**	**548,373**	**(129,269)**
TOTAL SALARIES & WAGES	**3,665,012**	**3,747,019**	**82,007**

GUADALUPE-BLANCO RIVER AUTHORITY
WATER RESOURCES CONSOLIDATED - WORKPLAN AND BUDGET
FISCAL YEAR ENDING AUGUST 31, 2013

	FY 2012 BUDGET	FY 2013 BUDGET	FY 2012-2013 DIFFERENCE
MAINTENANCE & REPAIR DETAIL			
LABOR:			
REG/LBR- RRWDS PIPELINE	52,574	49,589	(2,985)
REG/LBR- GPP PIPELINE	26,960	29,342	2,382
REG/LBR- G.V. RECREATION	23,293	25,961	2,668
REG/LBR- LAKEWOOD REC.	43,297	44,809	1,512
REG/LBR- IH35 PIPELINE		6,366	6,366
REG/LBR- GROUND WATER SYSTEM	4,269	6,064	1,795
REG/LBR- COMAL CO.RAIN TELEMET	13,418	13,809	391
REG/LBR- KENDAL CO.RAIN TELEME	13,418	13,809	391
REG/LBR- KERR CO RAIN TELEMETR	13,418	13,809	391
REG/LBR- GUAD.CO.RAIN TELEMETR	13,418	13,809	391
REG/LBR- OTHER	206,356	205,791	(565)
OVT/LBR- RRWDS PIPELINE	3,760	4,161	401
OVT/LBR- GPP PIPELINE	1,880	3,001	1,121
OVT/LBR- G.V. RECREATION	3,958	3,885	(73)
OVT/LBR- GROUND WATER SYSTEM		468	468
OVT/LBR- OTHER	16,767	16,960	194
Total LABOR	**436,784**	**451,634**	**14,850**
MATERIAL:			
M&R/MAT- PUMPS	13,720	18,720	5,000
M&R/MAT- RAW STRUCTURE	2,400	3,700	1,300
M&R/MAT- METERS	8,820	5,650	(3,170)
M&R/MAT- GATES/VALVES	2,520	3,080	560
M&R/MAT- INSTRUMENTS/ELECTRICA	34,636	33,096	(1,540)
M&R/MAT- DIGESTERS	14,080	9,840	(4,240)
M&R/MAT- THICKENER	20,050	19,740	(310)
M&R/MAT- AERATION BASINS	12,920	12,440	(480)
M&R/MAT- CLARIFIERS	15,780	23,900	8,120
M&R/MAT- CHEM FEED SYSTEMS	31,160	58,960	27,800
M&R/MAT- POTABLE WTR SYSTEM	32,320	34,200	1,880
M&R/MAT- BIOSOLIDS HANDLING	8,970	9,400	430
M&R/MAT- NON POT WTR SYSTEM	25,946	28,018	2,072
M&R/MAT- GROUNDSKEEPING	8,400	8,420	20
M&R/MAT- TRUCKS	5,180	5,200	20
M&R/MAT- MOTORS	4,700	5,220	520
M&R/MAT- BUILDING	5,240	6,200	960
M&R/MAT- TOOLS & EQUIP.	3,560	13,640	10,080
M&R/MAT- TRACTORS	3,740	3,740	
M&R/MAT- FILTERS	3,360	2,760	(600)
M&R/MAT- AUX GENERATOR	8,200	3,300	(4,900)
M&R/MAT- RLF. PUMPS & MTRS	3,000	2,400	(600)
M&R/MAT- RLF. CL2 EQUIP	480	480	
M&R/MAT- AUX GENERATOR	1,000	1,000	
M&R/MAT- RLF. VALVES	1,200	1,800	600

GUADALUPE-BLANCO RIVER AUTHORITY
WATER RESOURCES CONSOLIDATED - WORKPLAN AND BUDGET
FISCAL YEAR ENDING AUGUST 31, 2013

	FY 2012 BUDGET	FY 2013 BUDGET	FY 2012-2013 DIFFERENCE
M&R/MAT- S.C. PIPELINE	600	600	
M&R/MAT- SCADA EQUIPMENT	1,200	1,200	
M&R/MAT- COMAL CO.RAIN TELEMET	1,500	1,500	
M&R/MAT- HEADQTRS GROUNDS	1,500	1,500	
M&R/MAT- SHOP BLDG/POLE BA	2,500	3,100	600
M&R/MAT- SM EQUIP & TOOLS	2,100	2,100	
M&R/MAT- BRIDGES	480	480	
M&R/MAT- UNIT 49	240	240	
M&R/MAT- UNIT 50	240	240	
M&R/MAT- UNIT 51	480	480	
M&R/MAT- UNIT 52	480	480	
M&R/MAT- UNIT 53	360	360	
M&R/MAT- FLATBED TRAILER	600		(600)
M&R/MAT- CASE BACKHOE	1,200	1,200	
M&R/MAT- ALL TERRAIN VHCL	480	600	120
M&R/MAT- KUBOTA TRACTOR #1	480	480	
M&R/MAT- FORD TRACTOR	840	840	
M&R/MAT- BEAN SPRAYER	720	1,200	480
M&R/MAT- WYLIE TRACTR SPRA	600		(600)
M&R/MAT- KUBOTA TRACTOR #2	480	480	
M&R/MAT- SCHREDDERS	1,800	1,200	(600)
M&R/MAT- OTHER	1,290	1,380	90
Total MATERIAL	**291,552**	**334,564**	**43,012**
SERVICES:			
M&R/SER- PUMPS	68,000	79,840	11,840
M&R/SER- RAW STRUCTURE	401,800	362,400	(39,400)
M&R/SER- METERS	20,760	19,920	(840)
M&R/SER- GATES/VALVES	3,020	3,130	110
M&R/SER- INSTRUMENTS/ELECTRICA	58,078	56,978	(1,100)
M&R/SER- DIGESTERS	12,000	9,600	(2,400)
M&R/SER- THICKENER	33,840	28,440	(5,400)
M&R/SER- AERATION BASINS	11,560	740	(10,820)
M&R/SER- CLARIFIERS	10,260	10,220	(40)
M&R/SER- CHEM FEED SYSTEMS	95,400	96,840	1,440
M&R/SER- POTABLE WTR SYSTEM	70,620	79,660	9,040
M&R/SER- BIOSOLIDS HANDLING	67,304	67,140	(164)
M&R/SER- NON POT. WTR SYSTEM	44,360	35,731	(8,629)
M&R/SER- GROUNDSKEEPING	25,500	37,420	11,920
M&R/SER- TRUCKS	2,640	2,640	
M&R/SER- MOTORS	4,580	4,200	(380)
M&R/SER- BUILDING	4,750	4,820	70
M&R/SER- TOOLS & EQUIP.	3,060	6,750	3,690
M&R/SER- TRACTORS	1,680	1,680	
M&R/SER- FILTERS	6,480	7,680	1,200
M&R/SER- AUX GENERATOR	5,800	5,700	(100)

GUADALUPE-BLANCO RIVER AUTHORITY
WATER RESOURCES CONSOLIDATED - WORKPLAN AND BUDGET
FISCAL YEAR ENDING AUGUST 31, 2013

	FY 2012 BUDGET	FY 2013 BUDGET	FY 2012-2013 DIFFERENCE
M&R/SER- RLF. PUMPS &MTRS	1,200	1,800	600
M&R/SER- AUX GENERATOR	6,200	6,200	
M&R/SER- RLF. ROADS &BRID	600	600	
M&R/SER- RLF. FENCES &GTS	3,960	1,200	(2,760)
M&R/SER- S.C. PIPELINE	240		(240)
M&R/SER- S.C. INSTRUMNTN	480	480	
M&R/SER- GEN. OFFICE BLDG	4,140	3,960	(180)
M&R/SER- COMAL CO.RAIN TELEMET	3,500	3,500	
M&R/SER- HEADQTRS GROUNDS	4,340	4,700	360
M&R/SER- SHOP BLDG/POLE BA	11,300	7,100	(4,200)
M&R/SER- SM EQUIP & TOOLS	4,100	4,100	
M&R/SER- BRIDGES	480	480	
M&R/SER- UNIT 49	840	840	
M&R/SER- UNIT 50	1,200	1,200	
M&R/SER- UNIT 51	480	480	
M&R/SER- UNIT 52	480	480	
M&R/SER- UNIT 53	1,800	2,400	600
M&R/SER- FLATBED TRAILER	600	600	
M&R/SER- CASE BACKHOE	1,200	1,800	600
M&R/SER- ALL TERRAIN VHCL	480	600	120
M&R/SER- KUBOTA TRACTOR #1	2,400	1,800	(600)
M&R/SER- KUBOTA TRACTOR #2	3,600	3,600	
M&R/SER- SCHREDDERS	480	480	
M&R/SER- OTHER	3,100	2,800	(300)
Total SERVICES	**1,008,692**	**972,729**	**(35,963)**
TOTAL MAINTENANCE & REPAIR	**1,737,028**	**1,758,927**	**21,899**

GUADALUPE-BLANCO RIVER AUTHORITY
WATER RESOURCES CONSOLIDATED - WORKPLAN AND BUDGET
FISCAL YEAR ENDING AUGUST 31, 2013

	FY 2012 BUDGET	FY 2013 BUDGET	FY 2012-2013 DIFFERENCE
PROJECT DEVELOPMENT			
CRP-PROJ ADMIN-ENG	1,000		(1,000)
CRP-PROJ ADMIN-BENEFITS	504	264	(240)
CRP-PROJ ADMIN-TRAVEL	450	500	50
CRP-PROJ ADMIN-A&G	411	215	(196)
CRP-PROJ ADMIN-NON GEN EMPL	1,245	653	(593)
CRP-PROJ ADMIN-OTHER	400		(400)
Total	**4,011**	**1,633**	**(2,378)**
CRP-QA & DATA-BENEFITS	568	811	243
CRP-QA & DATA-TRAVEL	218		(218)
CRP-QA & DATA-A&G	463	661	198
CRP-QA & DATA-NON GEN EMPL	1,403	2,003	601
CRP-QA & DATA-OTHER	100		(100)
Total	**2,752**	**3,476**	**724**
CRP-WQ MONIT-ENG	14,000	18,000	4,000
CRP-WQ MONIT-BENEFITS	3,500	4,235	734
CRP-WQ MONIT-TRAVEL	4,000	4,456	456
CRP-WQ MONIT-A&G	2,852	3,450	598
CRP-WQ MONIT-NON GEN EMPL	8,642	10,456	1,813
CRP-WQ MONIT-OTHER	85,616	99,016	13,400
Total	**118,610**	**139,612**	**21,002**
CRP-INFO CLRGHS-ENG	1,000		(1,000)
CRP-INFO CLRGHS-BENEFITS	682	603	(79)
CRP-INFO CLRGHS-A&G	556	492	(64)
CRP-INFO CLRGHS-NON GEN EMPL	1,684	1,490	(195)
CRP-INFO CLRGHS-OTHER	300		(300)
Total	**4,222**	**2,585**	**(1,638)**
CRP-ISSUES & CAUSE-ENG	1,000		(1,000)
CRP-ISSUES & CAUSE-BENEFITS	503	741	239
CRP-ISSUES & CAUSE-A&G	410	604	195
CRP-ISSUES & CAUSE-NON GEN EMP	1,241	1,831	589
CRP-ISSUES & CAUSE-OTHER	3,000	1,500	(1,500)

GUADALUPE-BLANCO RIVER AUTHORITY
WATER RESOURCES CONSOLIDATED - WORKPLAN AND BUDGET
FISCAL YEAR ENDING AUGUST 31, 2013

	FY 2012 BUDGET	FY 2013 BUDGET	FY 2012-2013 DIFFERENCE
Total	**6,154**	**4,676**	**(1,477)**
CRP-PUBLIC PART-STAFF	2,164	4,298	2,134
CRP-PUBLIC PART-ENG	1,000		(1,000)
CRP-PUBLIC PART-BENEFITS	1,072	2,118	1,046
CRP-PUBLIC PART-TRAVEL	388		(388)
CRP-PUBLIC PART-A&G	874	1,726	852
CRP-PUBLIC PART-NON GEN EMPL	483	932	449
CRP-PUBLIC PART-OTHER	4,000		(4,000)
Total	**9,981**	**9,074**	**(907)**
GBRA UNIVERSITY-BENEFITS	1,959	2,919	960
GBRA UNIVERSITY-A&G	1,596	2,378	782
GBRA UNIVERSITY-NON GENERAL EM	4,838	7,207	2,370
GBRA UNIVERSITY-MAT'L	50,000	5,000	(45,000)
GBRA UNIVERSITY-OTHER	6,500	5,000	(1,500)
Total	**64,893**	**22,505**	**(42,388)**
WIMBERLEY/WW-BENEFITS	3,206		(3,206)
WIMBERLEY/WW-A&G	2,613		(2,613)
WIMBERLEY/WW-NON GEN EMPLOYEES	7,917		(7,917)
Total	**13,736**		**(13,736)**
ENVIRONMENTAL LCUB-STAFF	15,479	41,800	26,322
ENVIRONMENTAL LCUB-BENEFI	6,981	18,653	11,672
ENVIRONMENTAL LCUB-TRAVEL	2,000	1,000	(1,000)
ENVIRONMENTAL LCUB-A&G	5,688	15,199	9,511
ENVIRONMENTAL LCUB-NON GE	1,758	4,257	2,499
ENVIRONMENTAL LCUB-PRO FE	15,000	20,000	5,000
ENVIRONMENTAL LCUB-SERVIC		13,500	13,500
ENVIRONMENTAL LCUB-MAT'L	1,500	1,000	(500)
ENVIRONMENTAL LCUB-OTHER	1,500		(1,500)
Total	**49,906**	**115,411**	**65,504**
319 RIVER NETWORK-STAFF	1,637	1,191	(446)
319 RIVER NETWORK-BENEFITS	4,763	482	(4,281)
319 RIVER NETWORK-TRAVEL	550		(550)

GUADALUPE-BLANCO RIVER AUTHORITY
WATER RESOURCES CONSOLIDATED - WORKPLAN AND BUDGET
FISCAL YEAR ENDING AUGUST 31, 2013

	FY 2012 BUDGET	FY 2013 BUDGET	FY 2012-2013 DIFFERENCE
319 RIVER NETWORK-A&G	3,881	393	(3,488)
319 RIVER NETWORK-NON GENERAL	10,123		(10,123)
319 RIVER NETWORK-OTHER	45,000		(45,000)
Total	**65,953**	**2,066**	**(63,888)**
MITIGATION BANK FEAS-BENEFITS	2,453		(2,453)
MITIGATION BANK FEAS-A&G	1,999		(1,999)
MITIGATION BANK FEAS-NON GENER	6,058		(6,058)
Total	**10,510**		**(10,510)**
DROUGHT PLANNING-BENEFITS	3,045	3,368	323
DROUGHT PLANNING-TRAVEL		700	700
DROUGHT PLANNING-A&G	2,481	2,744	263
DROUGHT PLANNING-NON-GENERAL	7,518	8,315	797
DROUGHT PLANNING-SERVICE		2,500	2,500
DROUGHT PLANNING-MAT'L	4,500		(4,500)
DROUGHT PLANNING-OTHER		2,500	2,500
Total	**17,544**	**20,127**	**2,583**
SB3- ENVIRONMNTL FLOWS-ENG	55,000	20,000	(35,000)
Total	**55,000**	**20,000**	**(35,000)**
SB2 IN-STREAM FLOW-ENG	25,000	10,000	(15,000)
SB2 IN-STREAM FLOW-BENEFITS		5,607	5,607
SB2 IN-STREAM FLOW-A&G		4,568	4,568
SB2 IN-STREAM FLOW-NON-GENERAL		13,844	13,844
Total	**25,000**	**34,019**	**9,019**
ARANSAS PROJ LITIGATION-STAFF	131,868	84,197	(47,671)
ARANSAS PROJ LITIGATION-ENG	150,000		(150,000)
ARANSAS PROJ LITIGATION-LEGA	1,250,000	2,250,000	1,000,000
ARANSAS PROJ LITIGATION-BENEFI	53,818	34,100	(19,718)
ARANSAS PROJ LITIGATION-A&G	43,852	27,785	(16,067)
ARANSAS PROJ LITIGAT-NON GEN	1,016		(1,016)

GUADALUPE-BLANCO RIVER AUTHORITY
WATER RESOURCES CONSOLIDATED - WORKPLAN AND BUDGET
FISCAL YEAR ENDING AUGUST 31, 2013

	FY 2012 BUDGET	FY 2013 BUDGET	FY 2012-2013 DIFFERENCE
Total	**1,630,554**	**2,396,082**	**765,528**
LOWER BASIN HERITAGE-OTHER		20,000	20,000
Total		**20,000**	**20,000**
PC W.SHED COORDINATOR-PROF SER		107,000	107,000
Total		**107,000**	**107,000**
PC ISOTOPE- PROF FEES		81,000	81,000
Total		**81,000**	**81,000**
GROUNDWTR INVSTG-BENEFITS	3,646	3,700	54
GROUNDWTR INVSTG-A&G	2,971	3,015	44
GROUNDWTR INVSTG-NON GEN EMPL	9,003	9,137	133
Total	**15,621**	**15,852**	**231**
IH 35 PROJECT ROW-BENEFITS	3,950	4,395	445
IH 35 PROJECT ROW-A&G	3,219	3,581	362
IH 35 PROJECT ROW-NON GEN EMPL	9,754	10,852	1,098
Total	**16,923**	**18,828**	**1,905**
APPLIC-UNAPPROP.FLOW-ENG	123,000	30,000	(93,000)
Total	**123,000**	**30,000**	**(93,000)**
CORDILLERA RETAIL-STAFF	9,884		(9,884)
CORDILLERA RETAIL-BENEFITS	4,003		(4,003)
CORDILLERA RETAIL-A&G	3,262		(3,262)
Total	**17,148**		**(17,148)**
BULVERDE AREA WW-STAFF	10,875	5,325	(5,551)
BULVERDE AREA WW-ENG	30,500	40,000	9,500

GUADALUPE-BLANCO RIVER AUTHORITY
WATER RESOURCES CONSOLIDATED - WORKPLAN AND BUDGET
FISCAL YEAR ENDING AUGUST 31, 2013

	FY 2012 BUDGET	FY 2013 BUDGET	FY 2012-2013 DIFFERENCE
BULVERDE AREA WW-BENEFITS	8,764	5,604	(3,160)
BULVERDE AREA WW-TRAVEL		300	300
BULVERDE AREA WW-A&G	7,141	4,566	(2,575)
BULVERDE AREA WW-NON GEN EMP	10,764	8,512	(2,252)
Total	**68,045**	**64,306**	**(3,739)**
WATERSHED PROTECT GRNTS-BENEFI	119		(119)
WATERSHED PROTECT GRNTS-A&G	97		(97)
WATERSHED PROTECT GRNTS-NON-GE	294		(294)
Total	**511**		**(511)**
FLOOD MGMT MODEL-ENG		120,000	120,000
Total		**120,000**	**120,000**
LAKE MGMT ENHANCEMENT-BENEFITS	4,085	3,188	(897)
LAKE MGMT ENHANCEMENT-A&G	3,329	2,597	(731)
LAKE MGMT ENHANCEMENT-NON-GENE	10,087	7,871	(2,216)
LAKE MGMT ENHANCEMENT-MAT'L		10,000	10,000
Total	**17,500**	**23,656**	**6,156**
MISC PROJ DEV-BENEFITS	8,016		(8,016)
MISC PROJ DEV-A&G	6,532		(6,532)
MISC PROJ DEV-NON GEN EMPL	19,794		(19,794)
Total	**34,342**		**(34,342)**
HIGH WTR MARK SURVEY-BENEFITS	372	154	(218)
HIGH WTR MARK SURVEY-A&G	303	125	(178)
HIGH WTR MARK SRVY-NON GEN EMP	919	379	(539)
Total	**1,594**	**658**	**(936)**
HAYS/CALDWELL WWTP-STAFF	3,501		(3,501)
HAYS/CALDWELL WWTP-ENG	20,000	30,000	10,000
HAYS/CALDWELL WWTP-BENEFITS	6,963		(6,963)
HAYS/CALDWELL WWTP-A&G	5,674		(5,674)
HAYS/CALDWELL WWTP-NON GEN EMP	13,691		(13,691)

GUADALUPE-BLANCO RIVER AUTHORITY
WATER RESOURCES CONSOLIDATED - WORKPLAN AND BUDGET
FISCAL YEAR ENDING AUGUST 31, 2013

	FY 2012 BUDGET	FY 2013 BUDGET	FY 2012-2013 DIFFERENCE
Total	**49,829**	**30,000**	**(19,829)**
BRUSH MANAGEMENT-BENEFITS	194		(194)
BRUSH MANAGEMENT-A&G	158		(158)
BRUSH MANAGEMENT-NON GEN E	478		(478)
Total	**830**		**(830)**
CANYON SEASONAL POOL-BENEFITS	1,186		(1,186)
CANYON SEASONAL POOL-A&G	966		(966)
CANYON SEASONAL POOL-NON GEN E	2,928		(2,928)
Total	**5,080**		**(5,080)**
HAZARD MITIG.PLAN,GUAD-OTHER		50,000	50,000
Total		**50,000**	**50,000**
TRANS FAC IH35/SH130 STDY-STAF		6,415	6,415
TRANS FAC IH35/SH130 STDY-ENG	40,000		(40,000)
TRANS FAC IH35/SH130 STDY-BENE		2,598	2,598
TRANS FAC IH35/SH130 STDY-A&G		2,117	2,117
Total	**40,000**	**11,130**	**(28,870)**
ASR STUDY-ENG		10,000	10,000
Total		**10,000**	**10,000**
LULING WTR SUPP STUDY-ENG	200,000	270,000	70,000
LULING WTR SUPP STUDY-BENEFITS	1,779		(1,779)
LULING WTR SUPP STUDY-TRAVEL		3,000	3,000
LULING WTR SUPP STUDY-A&G	1,449		(1,449)
LULING WTR SUP STDY-NON GEN EM	4,392		(4,392)
LULING WTR SUPP STUDY-OTHER		3,000	3,000

GUADALUPE-BLANCO RIVER AUTHORITY
WATER RESOURCES CONSOLIDATED - WORKPLAN AND BUDGET
FISCAL YEAR ENDING AUGUST 31, 2013

	FY 2012 BUDGET	FY 2013 BUDGET	FY 2012-2013 DIFFERENCE
Total	**207,620**	**276,000**	**68,380**
TX WATER ALLIANCE-STAFF	8,753		(8,753)
TX WATER ALLIANCE-ENG	291,000		(291,000)
TX WATER ALLIANCE-BENEFITS	10,067		(10,067)
TX WATER ALLIANCE-A&G	8,203		(8,203)
TX WATER ALLIANCE-NON-GENERAL	16,104		(16,104)
Total	**334,128**		**(334,128)**
WATER ENERGY NEXUS PRJ-ENG		25,000	25,000
WATER ENERGY NEXUS PRJ-TRAVEL		1,000	1,000
WATER ENERGY NEXUS PRJ-OTHER		500	500
Total		**26,500**	**26,500**
N.B. AREA WWTP-ENG	20,000		(20,000)
N.B. AREA WWTP-BENEFITS	2,375		(2,375)
N.B. AREA WWTP-A&G	1,935		(1,935)
N.B. AREA WWTP-NON GEN EM	5,864		(5,864)
Total	**30,174**		**(30,174)**
MID-BASIN HDR-ENG		500,000	500,000
MID-BASIN HDR-TRAVEL		2,500	2,500
MID-BASIN HDR-OTHER		2,500	2,500
Total		**505,000**	**505,000**
MID-BASIN GRANT STDY-ENG		170,000	170,000
MID-BASIN GRANT STDY-TRAVEL		10,500	10,500
MID-BASIN GRANT STDY-OTHER		10,000	10,000
Total		**190,500**	**190,500**
GUADALUPE GAIN/LOSS STUDY-ENG		20,000	20,000

GUADALUPE-BLANCO RIVER AUTHORITY
WATER RESOURCES CONSOLIDATED - WORKPLAN AND BUDGET
FISCAL YEAR ENDING AUGUST 31, 2013

	FY 2012 BUDGET	FY 2013 BUDGET	FY 2012-2013 DIFFERENCE
Total		**20,000**	**20,000**
WINFIELD-STAFF	3,962	2,689	(1,273)
WINFIELD-ENG		25,000	25,000
WINFIELD-BENEFITS	1,605	1,089	(516)
WINFIELD-A&G	1,308	887	(420)
Total	**6,874**	**29,665**	**22,791**
RIVER GAGES-ENG		15,000	15,000
Total		**15,000**	**15,000**
RECHARGE STUDY-ENG	15,000		(15,000)
Total	**15,000**		**(15,000)**
EAA HABITAT CONSRV PLAN-STAFF	51,241	28,198	(23,043)
EAA HABITAT CONSRV PLAN-ENG	125,000		(125,000)
EAA HABITAT CONSRV PLAN-BENFTS	20,753	11,420	(9,332)
EAA HABITAT CONSRV PLAN-A&G	16,910	9,305	(7,604)
EAA HABITAT CONSRV PLAN-OTHER		266,666	266,666
Total	**213,904**	**315,590**	**101,686**
CALHOUN CNTY WW STUDY-ENG	20,000		(20,000)
Total	**20,000**		**(20,000)**
CANYON GORGE PROJECT-STAFF	5,268	4,993	(274)
CANYON GORGE PROJECT-BENEFITS	15,552	16,554	1,002
CANYON GORGE PROJECT-A&G	12,672	13,488	816
CANYON GORGE PROJECT-NON-GEN	33,132	35,880	2,748
CANYON GORGE PROJECT-SERVICE	25,000		(25,000)
CANYON GORGE PROJECT-MAT'L		10,000	10,000
CANYON GORGE PROJECT-OTHER		200	200

GUADALUPE-BLANCO RIVER AUTHORITY
WATER RESOURCES CONSOLIDATED - WORKPLAN AND BUDGET
FISCAL YEAR ENDING AUGUST 31, 2013

	FY 2012 BUDGET	FY 2013 BUDGET	FY 2012-2013 DIFFERENCE
Total	**91,624**	**81,115**	**(10,508)**
WATER SUPPLY ALTERNATIVE-STAFF	2,597	1,635	(963)
WATER SUPPLY ALTERNATIVE-ENG	15,000		(15,000)
WATER SUPPLY ALTERNATIVE-LEGAL	37,500		(37,500)
WATER SUPPLY ALTERNATIVE-BENEF	7,129	6,829	(300)
WATER SUPPLY ALTERNATIVE-A&G	5,809	5,565	(245)
WATER SUPPLY ALTERNATIVE-NON-G	15,006	15,228	222
Total	**83,041**	**29,256**	**(53,786)**
SIMSBORO PROJECT-STAFF	9,366		(9,366)
SIMSBORO PROJECT-ENG	15,000		(15,000)
SIMSBORO PROJECT-BENEFITS	6,758		(6,758)
SIMSBORO PROJECT-A&G	5,506		(5,506)
SIMSBORO PROJECT-NON GEN EMPL	7,320		(7,320)
Total	**43,950**		**(43,950)**
BOERNE WTR SUPPLY-STAFF	3,501		(3,501)
BOERNE WTR SUPPLY-BENEFITS	1,418		(1,418)
BOERNE WTR SUPPLY-A&G	1,155		(1,155)
Total	**6,075**		**(6,075)**
WATER RIGHTS/INV-ENG	20,000		(20,000)
WATER RIGHTS/INV-BENEFITS	2,431		(2,431)
WATER RIGHTS/INV-A&G	1,981		(1,981)
WATER RIGHTS/INV-NON GEN EMPL	6,002		(6,002)
Total	**30,414**		**(30,414)**
LAKE MGMT&AQUATIC CNTL-STAFF	4,237	4,365	129
LAKE MGMT&AQUATIC CNTL-BENEF	3,972	6,024	2,052
LAKE MGMT&AQUATIC CNTL-A&G	3,236	4,908	1,672
LAKE MGMT&AQUATIC CNTL-NON GEN	5,570	10,507	4,938
LAKE MGMT&AQUATIC CNTL-SERVICE	16,000		(16,000)

GUADALUPE-BLANCO RIVER AUTHORITY
WATER RESOURCES CONSOLIDATED - WORKPLAN AND BUDGET
FISCAL YEAR ENDING AUGUST 31, 2013

	FY 2012 BUDGET	FY 2013 BUDGET	FY 2012-2013 DIFFERENCE
Total	**33,014**	**25,804**	**(7,210)**
ZEDLER MILL-BENEFITS	593		(593)
ZEDLER MILL-A&G	483		(483)
ZEDLER MILL-NON-GEN EMPLOYEE	1,464		(1,464)
Total	**2,540**		**(2,540)**
PLUM CREEK MONITORING-BENEFITS	5,834	19,745	13,911
PLUM CREEK MONITORING-TRAVEL	1,736	2,000	264
PLUM CREEK MONITORING-A&G	4,753	16,088	11,335
PLUM CREEK MONITORING-NON GEN	14,404	48,753	34,348
PLUM CREEK MONITORING-PROF FEE		15,000	15,000
PLUM CREEK MONITORING-OTHER	162,583	259,800	97,217
Total	**189,311**	**361,386**	**172,075**
EXELON WATER PROJECT-STAFF	18,528	1,071	(17,458)
EXELON WATER PROJECT-BENEFITS	8,372	434	(7,939)
EXELON WATER PROJECT-A&G	6,822	353	(6,469)
EXELON WATER PROJECT-NONGEN	2,144		(2,144)
Total	**35,867**	**1,857**	**(34,009)**
TRI-COMMUNITY WSC- BENEFITS	6,789	3,084	(3,706)
TRI-COMMUNITY WSC- A&G	5,532	2,513	(3,019)
TRI-COMMUNITY WSC- NON-GEN EMP	16,763	7,614	(9,150)
Total	**29,084**	**13,210**	**(15,874)**
WIMBERLEY WATER- STAFF	7,463		(7,463)
WIMBERLEY WATER- BENEFITS	8,019	1,233	(6,786)
WIMBERLEY WATER- A&G	6,534	1,005	(5,529)
WIMBERLEY WATER- NON-GEN EMPL	12,337	3,045	(9,291)
Total	**34,353**	**5,284**	**(29,069)**
WATER CO ACQUISITIONS-ENG		30,000	30,000
WATER CO ACQUISITIONS-BENEFITS	6,208	5,886	(323)
WATER CO ACQUISITIONS-TRAVEL		500	500

GUADALUPE-BLANCO RIVER AUTHORITY
WATER RESOURCES CONSOLIDATED - WORKPLAN AND BUDGET
FISCAL YEAR ENDING AUGUST 31, 2013

	FY 2012 BUDGET	FY 2013 BUDGET	FY 2012-2013 DIFFERENCE
WATER CO ACQUISITIONS-A&G	5,059	4,796	(263)
WATER CO ACQUISITIONS-NON GEN	15,329	14,533	(797)
Total	**26,596**	**55,714**	**29,118**
PADDLING TRAILS-BENEFITS	4,605	2,506	(2,099)
PADDLING TRAILS-A&G	3,752	2,042	(1,710)
PADDLING TRAILS- NON-GEN	11,370	6,187	(5,182)
PADDLING TRAILS-MAT'L		10,000	10,000
Total	**19,726**	**20,735**	**1,009**
INDUSTRIAL DEV PROJECT-ENG	32,500		(32,500)
INDUSTRIAL DEV PROJECT-LEGAL	37,500		(37,500)
INDUSTRIAL DEV PROJECT-BENEFIT	3,156		(3,156)
INDUSTRIAL DEV PROJECT-A&G	2,571		(2,571)
INDUSTRIAL DEV PROJECT-NON-GEN	7,792		(7,792)
INDUSTRIAL DEV PROJECT-MAT'L		30,000	30,000
Total	**83,520**	**30,000**	**(53,520)**
CALHOUN CNTY SUPPLY STUDY-BENE	1,459	1,480	21
CALHOUN CNTY SUPPLY STUDY-A&G	1,188	1,206	18
CALHOUN CNTY SUPPLY STUDY-NONG	3,601	3,655	53
Total	**6,249**	**6,341**	**92**
MID-BASIN PROJECT-STA	26,451	37,877	11,425
MID-BASIN PROJECT-ENG	25,000	1,504,000	1,479,000
MID-BASIN PROJECT-BENEFITS	13,684	42,791	29,108
MID-BASIN PROJECT-TRAVEL		5,000	5,000
MID-BASIN PROJECT-A&G	11,150	34,867	23,718
MID-BASIN PROJECT-NON-GEN EMPL	7,336	67,781	60,446
MID-BASIN PROJECT-PROF FEE		5,000	5,000
MID-BASIN PROJECT-SERVICE	1,000		(1,000)
MID-BASIN PROJECT-OTHER	10,000	5,000	(5,000)
Total	**94,620**	**1,702,316**	**1,607,696**
PERMIT AMEND APPL WOMACK-BENEF	1,276	2,220	944
PERMIT AMEND APPL WOMACK-A&G	1,040	1,809	769
PERMIT AMEND APPL WOMACK-NON G	3,151	5,482	2,331

GUADALUPE-BLANCO RIVER AUTHORITY
WATER RESOURCES CONSOLIDATED - WORKPLAN AND BUDGET
FISCAL YEAR ENDING AUGUST 31, 2013

	FY 2012 BUDGET	FY 2013 BUDGET	FY 2012-2013 DIFFERENCE
Total	**5,467**	**9,511**	**4,044**
S.B.1 PHASE 4-STAFF	17,481		(17,481)
S.B.1 PHASE 4-ENG	14,000	14,000	
S.B.1 PHASE 4-BENEFITS	7,080		(7,080)
S.B.1 PHASE 4-TRAVEL	2,000	2,000	
S.B.1 PHASE 4-A&G	5,769		(5,769)
Total	**46,330**	**16,000**	**(30,330)**
GERONIMO CREEK WPP-STAFF	803	2,852	2,050
GERONIMO CREEK WPP-ENG	186,202		(186,202)
GERONIMO CREEK WPP-BENEFITS	9,178	7,256	(1,922)
GERONIMO CREEK WPP-TRAVEL	250	500	250
GERONIMO CREEK WPP-A&G	7,479	5,912	(1,566)
GERONIMO CREEK WPP-NON GEN EMP	21,860	15,064	(6,796)
GERONIMO CREEK WPP-PROF FEE		176,766	176,766
GERONIMO CREEK WPP-MISC	46,802	65,155	18,353
Total	**272,573**	**273,506**	**932**
KENDALL CO FEASIBILITY-TRAVEL	1,000		(1,000)
Total	**1,000**		**(1,000)**
BUD W/O-LAKE MGMT	(24,759)		24,759
BUD W/O-SIMSBORO	(18,310)		18,310
BUD W/O-GORGE	(68,715)		68,715
BUD W/O-MID-BASIN PROJECT	(15,770)		15,770
BUD W/O-GERONIMO CREEK	(204,426)		204,426
BUD W/O-INDUSTRIAL DEVEL PROJ	(62,640)		62,640
BUD W/O-SB3 ENVIRONMENTAL FLOW	(34,740)		34,740
BUD W/O-ARANSAS PROJ LITIGATIO	(1,630,554)		1,630,554
BUD W/O-319 RIVER NETWORK	(43,968)		43,968
BUD W/O-PLUM CREEK MONITORING	(141,984)		141,984
BUD W/O-EEA HABITAT	(160,425)		160,425
Total	**(2,406,291)**		**2,406,291**
TOTAL PROJECT DEVELOPMENT	**2,026,013**	**7,363,986**	**5,337,973**

GUADALUPE-BLANCO RIVER AUTHORITY
WATER RESOURCES CONSOLIDATED - WORKPLAN AND BUDGET
FISCAL YEAR ENDING AUGUST 31, 2013

	FY 2012 BUDGET	FY 2013 BUDGET	FY 2012-2013 DIFFERENCE
WIP - OPERATING			
H5 LOT RESTORATION-SUPERV	1,464		(1,464)
H5 LOT RESTORATION-BENEFITS	593		(593)
H5 LOT RESTORATION-TRAVEL		200	200
H5 LOT RESTORATION-A&G	483		(483)
H5 LOT RESTORATION-MAT'L		15,000	15,000
Total	**2,540**	**15,200**	**12,660**
BUILDING REMODEL-SERVICE	70,000		(70,000)
BUILDING REMODEL-MATERIAL	10,000		(10,000)
Total	**80,000**		**(80,000)**
SIPHON GATE IMPROVMTS-SERVICE	6,000	6,000	
Total	**6,000**	**6,000**	
REHAB RELIFT ROOF		8,400	8,400
Total		**8,400**	**8,400**
REHAB POLE BARN		12,000	12,000
Total		**12,000**	**12,000**
TOTAL WIP - OPERATING	**88,540**	**41,600**	**(46,940)**

GUADALUPE-BLANCO RIVER AUTHORITY
WATER RESOURCES CONSOLIDATED - WORKPLAN AND BUDGET
FISCAL YEAR ENDING AUGUST 31, 2013

	FY 2012 BUDGET	FY 2013 BUDGET	FY 2012-2013 DIFFERENCE
WIP - CONSTRUCTION			
REGIONAL RAW WTR DS-STAFF	2,834		(2,834)
REGIONAL RAW WTR DS-BENEFITS	1,148		(1,148)
REGIONAL RAW WTR DS-A&G	935		(935)
Total	**4,917**		**(4,917)**
TOTAL WIP - CONSTRUCTION	**4,917**		**(4,917)**

GUADALUPE-BLANCO RIVER AUTHORITY
WATER RESOURCES DIVISION - WORKPLAN AND BUDGET
FISCAL YEAR ENDING AUGUST 31, 2013

	FY 2013 BUDGET
AUTO & HEAVY EQUIPMENT	
REPLACEMENT TRACKHOE BOOM SECTION	27,000
Total AUTO & HEAVY EQUIPMENT	**27,000**
LABORATORY EQUIPMENT	
DISTILLATION UNIT & CHILLER	11,000
GC/MS CHILLER	6,000
UPGRADE TO ION CHROMATOGRAPH	18,000
Total LABORATORY EQUIPMENT	**35,000**
MISCELLANEOUS EQUIPMENT	
8 FT SHREDDER	7,200
COLI-LERT QUANTITRAY SEALER	4,000
HILLSIDE TERRACE EMERGENCY GENERATOR	4,700
HILLSIDE TERRACE RADIO/METER BLDG	14,000
ON-LINE CHLORINE ANALYZER	6,200
Total MISCELLANEOUS EQUIPMENT	**36,100**
TOTAL CAPITAL ADDITIONS	**98,100**

WESTERN CANYON DIVISION
WORK PLAN AND BUDGET

Fiscal Year Ending August 31, 2013

Western Canyon WTP

The Western Canyon Water Treatment Plant, which began delivering treated water to customers on April 3, 2006, uses water from Canyon Reservoir to provide a firm supply of treated drinking water to area communities and water systems. Some of these customers, as well as many other area residents, depend upon wells drilled into the groundwater supplies of the Edwards and Trinity Aquifers. Some wells experience water quality and quantity problems during low rainfall or drought, and the Western Canyon water helps to supplement these sources.

The facility consists of a raw water intake at Comal Park on Canyon Lake, a 10 mgd micro-filtration water treatment plant at Startz Hill, two booster pump stations, and approximately 45 miles of raw and treated water pipelines. The employees at the plant are also responsible for monitoring the customer delivery points along the treated water transmission pipeline with the use of a SCADA (control and monitoring) system.

- Service Provided: Water treatment
- Location: Canyon Lake, TX
- Startup Operation Date: 2006
- Service Area: Comal & Kendall Co., TX
- Capacity: 10mgd
- # of Current Employees: 8
- Budgeted Revenue: $3,354,166

Western Canyon Division Organizational Chart

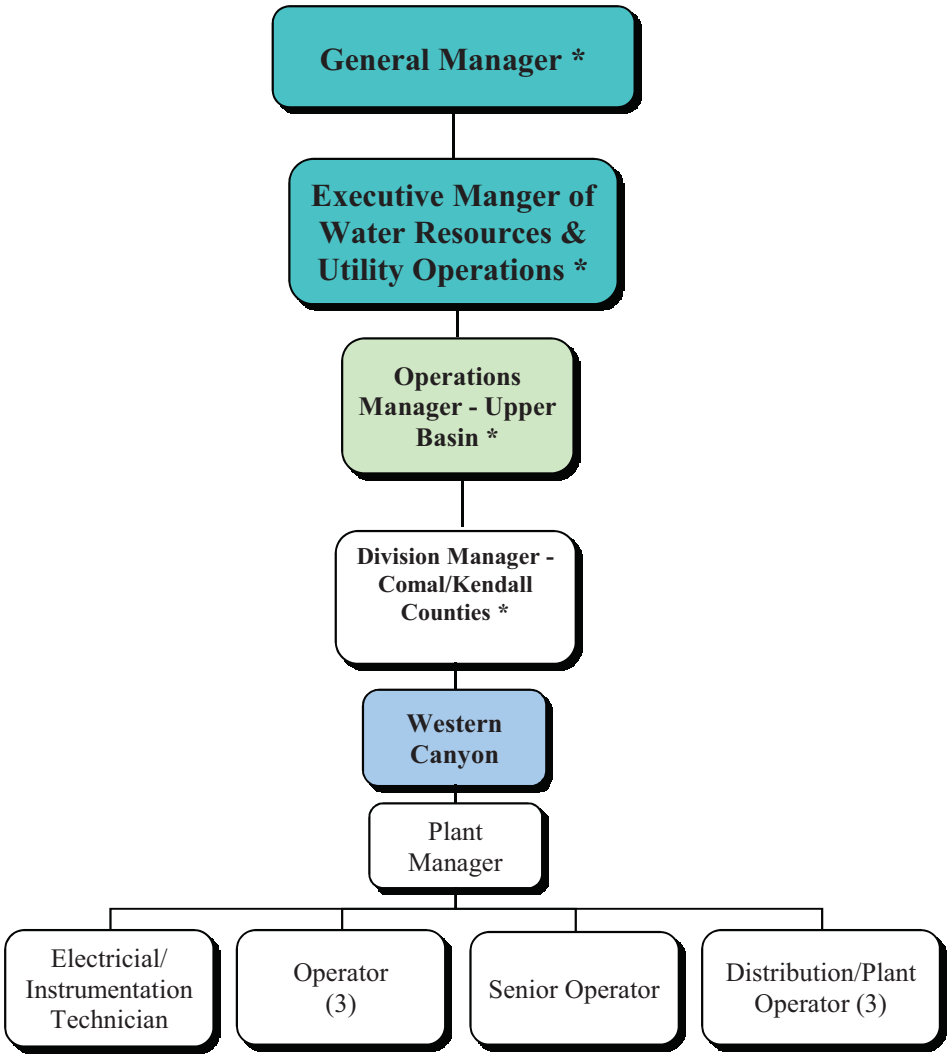

* GBRA employee from another Division

Staffing Summary

Western Canyon	# of Authorized Positions (FTE)		
	2011	2012	2013
Plant Manager	1	1	1
Electrical/Instrumentation Technician	1	1	1
Senior Operator	1	1	1
Operator	3	3	3
Distribution/Plant Operator	3	3	3
Total	**9**	**9**	**9**

Changes from FY 2011 to FY 2012
No staffing changes for this division.

Changes from FY 2012 to FY 2013
No staffing changes for this division.

Budget Summary

Division: **Western Canyon**

Description

The Western Canyon Water Treatment Plant System, which began sending treated water to customers on April 3, 2006, is responsible for operating the raw water pump station located at Canyon Lake, the raw water pipeline, the water treatment plant, the treated water transmission pipeline, the Amman Road booster pump station and the FM 3351 booster pump station. The Western Canyon Water Treatment Plant is also monitoring the customer delivery points along the treated water transmission pipeline via SCADA. Customers of the Western Canyon Water Treatment Plant include San Antonio Water System, City of Fair Oaks Ranch, City of Boerne, City of Bulverde, Tapatio Springs/Kendall County Utility Company, Johnson Ranch and Cordillera Ranch.

The Cordillera Water Distribution System is responsible for operating the Cordillera Ranch Subdivision retail water system.

The Cordillera Waste Water Treatment System is responsible for operating the Cordillera Ranch Subdivision sewer system including the wastewater treatment plant, collection system and the individual sewer grinder pumps for each house.

The Comal Trace Water System was purchased by GBRA in December of 2006. The Comal Trace Water Distribution system is responsible for operating the distribution system, wells and pump station.

The Johnson Ranch Water Distribution System began operations in June of 2009. Currently, only the Johnson Ranch Elementary School is receiving water service at this time.

Objectives

The following objectives are the division's operating plan in working toward the goals and objectives as outlined in the mission statement.

WATER RESOURCE MANAGEMENT GOAL

Western Canyon WTP
To … use water efficiently by coordinating raw and treated water deliveries with no unscheduled downtime.

To … complete work plan tasks within 90% of budget projections.

Cordillera WDS
To … oversee/inspect water construction projects to ensure quality construction and to optimize the use of water wells and provide customers reminders to customers regarding water conservation.

Cordillera WWTP
To … oversee/inspect wastewater construction projects to ensure quality construction.

Comal Trace WDS
To … optimize the use of water wells and provide reminders to customers regarding water conservation.

Johnson Ranch WDS
To … oversee/inspect water and wastewater construction projects to ensure quality construction

WATER QUALITY GOAL

Western Canyon WTP
To … meet or exceed Texas Commission on Environmental Quality and Environmental Protection Agency water quality requirements.

To … meet or exceed all water quality goals as outlined in the System's work plan and contract documents.

To … continue the reduction of T.H.M. formation through treatment techniques and testing.

Cordillera WDS
To … meet or exceed Texas Commission on Environmental Quality and Environmental Protection Agency water quality requirements.

Cordillera WWTP
To … meet or exceed Texas Commission on Environmental Quality and Environmental Protection Agency wastewater quality requirements.

Comal Trace WDS
To … meet or exceed Texas Commission on Environmental Quality and Environmental Protection Agency wastewater quality requirements.

Johnson Ranch WDS
To … meet or exceed Texas Commission on Environmental Quality and Environmental Protection Agency water quality requirements.

PUBLIC SERVICES GOAL

Western Canyon WTP
To … supply high quality potable water in quantities requested by the Customers and as outlined in the Customer contracts.

To … remain aware of local issues as related to water quality.

Cordillera WDS
To … meet with Cordillera owners twice per year to discuss Cordillera water system operations.

Cordillera WWTP
To … meet with Cordillera owners twice per year to discuss Cordillera wastewater operations.

Comal Trace WDS
To … meet with Comal Trace Home Owners Association Board once per year to discuss Comal Trace water operations.

Johnson Ranch WDS
To … meet with Johnson Ranch owners twice per year to discuss Cordillera water system operations.

ECONOMIC DEVELOPMENT GOAL

Western Canyon WTP
To … deal with all individuals we come into contact with as a potential customer.

To … assist in studies for delivering high quality potable water to entities located in the Plant service area.

To … maintain the plant as a “show place” and produce superior water.

To … participate in volunteer efforts in our community.

Cordillera WDS
To … deal with all individuals we come into contact with as a potential customer.

Cordillera WWTP
To … deal with all individuals we come into contact with as a potential customer.

Comal Trace WDS
To … deal with all individuals we come into contact with as a potential customer.

Johnson Ranch WDS
To … deal with all individuals we come into contact with as a potential customer.

TECHNICAL ASSISTANCE AND SUPPORT GOAL

Western Canyon WTP
To … work toward a maximum degree of water treatment training, licensing and certification for all employees.

To … provide assistance in regional potable water quality and supply studies.

Cordillera WDS
To … work toward a maximum degree of water treatment training, licensing and certification for all employees.

To … provide assistance in regional potable water quality and supply studies.

Cordillera WWTP
To … work toward a maximum degree of wastewater treatment training, licensing and certification for all employees.

To … provide assistance in regional potable water quality and wastewater service studies.

Comal Trace WDS
To … work toward a maximum degree of water treatment training, licensing and certification for all employees.

To … provide assistance in regional potable water quality and supply studies.

Johnson Ranch WDS
To … work toward a maximum degree of water treatment training, licensing and certification for all employees.

To … provide assistance in regional potable water quality and supply studies.

COMMUNICATION AND EDUCATION

Western Canyon WTP
To … maintain a positive public image and professional attitude.

To … host educational tours and serve as a TEEX training location as requested.

To … operate in a team environment that allows for efficient internal and external communications.

Cordillera WDS
To … provide all Customers with the annual Consumer Confidence Report that outlines the quality of their drinking water.

Cordillera WWTP
To … host educational tours at the Cordillera WWTP.

Comal Trace WDS
To … provide all Customers with the annual Consumer Confidence Report that outlines the quality of their drinking water.

Johnson Ranch WDS
To … maintain a positive public image and professional attitude.

Budget Summary

REVENUES - Western Canyon

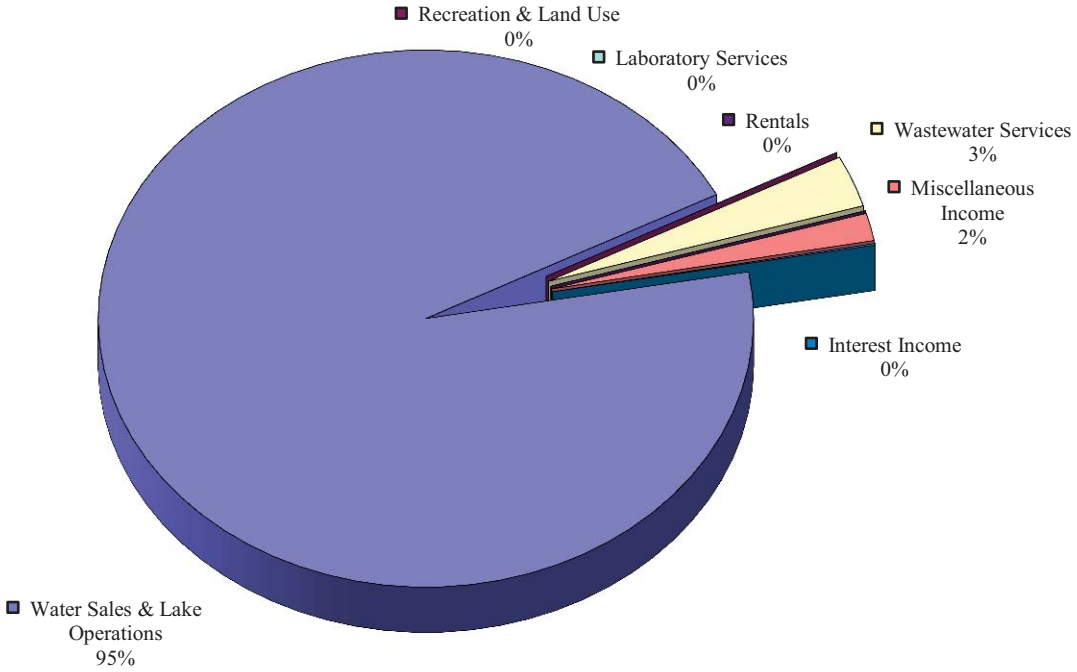

Revenues	FY 2011 Actual	FY 2012 Budget	FY 2013 Budget
Pollution & Industrial Financing			
Power Sales			
Water Sales & Lake Operations	4,042,393	3,889,026	3,922,485
Recreation & Land Use			
Wastewater Services	99,480	118,545	128,061
Laboratory Services			
Rentals			
Administrative & General			
Miscellaneous Income	88,605	100,277	68,022
Total Operating Revenue	**4,230,478**	**4,107,848**	**4,118,568**
Interest Income	2,275	2,100	4,200
Grand Total Revenues	**4,232,753**	**4,109,948**	**4,122,768**

Budget Summary

EXPENSES - Western Canyon

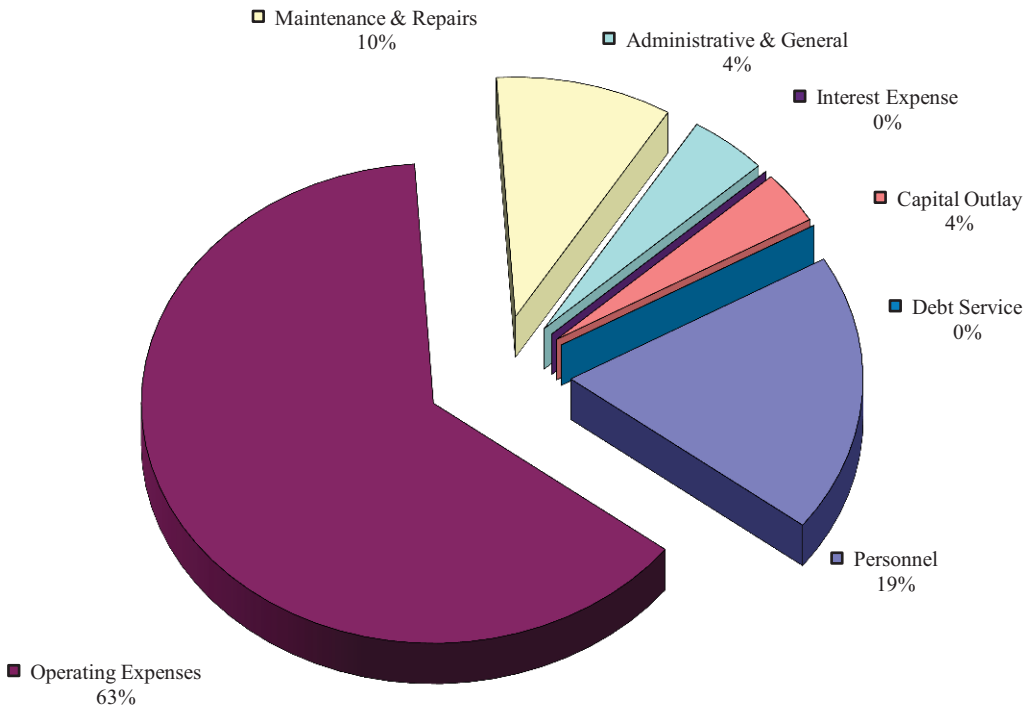

Expenses	FY 2011 Actual	FY 2012 Budget	FY 2013 Budget
Personnel	704,949	790,736	791,760
Operating Expenses	2,487,036	2,632,458	2,682,458
Maintenance & Repairs	318,709	396,677	412,889
Administrative & General	165,620	183,875	184,323
Total Operating Expenses	**3,676,314**	**4,003,746**	**4,071,431**
Interest Expense			
Capital Outlay	44,133	124,000	150,000
Debt Service			
Grand Total Expenses	**3,720,447**	**4,127,746**	**4,221,431**

Western Canyon Division
Western Canyon Water Treatment Plant System
Operating Plan for Fiscal Year Ending 8/31/13

BACKGROUND

The Western Canyon Water Treatment Plant System, which began sending treated water to customers on April 3, 2006, is responsible for operating the Raw Water pump station located at Canyon Lake, the raw water pipeline, the water treatment plant, the treated water transmission pipeline, the Amman Road booster pump station and the FM 3351 booster pump station. The Western Canyon Water Treatment Pant is also monitoring the customer delivery points along the treated water transmission pipeline via SCADA. Customers of the Western Canyon Water Treatment Plant include San Antonio Water System, City of Fair Oaks Ranch, City of Boerne, Canyon Lake Water Supply Corporation, Tapatio Springs/Kendall County Utility Company, Cordillera Ranch and Johnson Ranch.

REVENUE SOURCES AND TRENDS

Revenues are obtained through monthly water service fees to the wholesale customers. The rate charged to the customers is projected to remain the same at 92¢ per thousand gallons. This reflects GBRA's efforts to prioritize projects and hold operating costs at or below their FY 2013 amounts where possible.

CAPITAL ADDITIONS AND OPERATING EXPENSES

Capital additions include $100,000 for upgrading the SCADA system. Funds for the upgrade will be provided by using funds accumulated within this operation during previous years.

In an effort to provide advanced training and maintain Texas Commission on Environmental Quality water licenses for all division employees, operating personnel will attend several Texas Engineering Extension Service courses including a hazardous materials course. Personnel will also attend the Texas Water Utilities Association training, as well as, attend electrical training classes throughout the year. In-house training programs will be held on first aid, CPR, hazard communications and team training.

FUND BALANCE

Funds for the above listed capital additions and maintenance projects in addition to all of the other operating expenditures that are summarized in the following pages will be provided from revenues from customer billings as well as funds accumulated in prior years. In the upcoming FY 2013, GBRA has budgeted revenue to equal total expenditures.

GUADALUPE-BLANCO RIVER AUTHORITY
WORKPLAN AND BUDGET
FISCAL YEAR ENDING AUGUST 31, 2013

050 - WESTERN CANYON WTP

	FY 2012 BUDGET	FY 2013 BUDGET	FY 2012-2013 DIFFERENCE
OPERATING REVENUES			
WATER SALES & LAKE OPERATIONS:			
W.C.-PLANT O&M	3,354,166	3,354,166	0
Total WATER SALES & LAKE OPERATIONS	**3,354,166**	**3,354,166**	**0**
TOTAL OPERATING REVENUES	**3,354,166**	**3,354,166**	**0**
OPERATING EXPENSES			
STAFF TECHNICAL ASSISTANCE	25,030	27,769	2,739
SUPERVISION	86,611	89,378	2,767
LABOR	220,191	193,004	(27,187)
Total OPERATING SALARIES & WAGES	**331,833**	**310,151**	**(21,681)**
EMPLOYEE EXPENSES & BENEFITS:			
EMPLOYEES' TRAVEL	4,800	4,800	
EMPLOYEE BENEFITS	168,765	165,909	(2,856)
Total EMPLOYEE EXPENSES & BENEFITS	**173,565**	**170,709**	**(2,856)**
OPERATING SUPPLIES & SERVICES:			
TRUCK OPERATING EXPENSES	16,395	18,207	1,812
EQUIPMENT RENTAL	2,340	2,000	(340)
DUES AND MEMBERSHIPS	700	1,000	300
PUBLICATIONS AND BOOKS	375	300	(75)
SMALL TOOLS EXPENSE	5,000	10,000	5,000
TRACTORS AND EQUIPMENT	2,500	2,500	
UNIFORMS AND LAUNDRY	4,380	5,800	1,420
PROCESS/SPECIAL OPERATING	500	500	
BIOSOLIDS DISPOSAL COSTS	200,000	200,000	
TRAINING EXPENSES	6,000	4,000	(2,000)
SAFETY & EMERG. EXPENSES	6,000	6,800	800
SECURITY EXPENSE	500	700	200
POWER & UTILITIES-TREATED WTR	470,000	470,000	
POWER & UTILITIES-RAW WATER	680,000	700,000	20,000
POWER & UTILITIES-AMMAN RD	100,000	125,000	25,000
POWER & UTILITIES-FM3351	6,000	6,000	
AUXILLARY POWER EXPENSE	4,500	4,500	
CHLORINE	16,000	17,000	1,000
ALUM/FERRIC/CITRIC ACID	340,000	350,000	10,000
SODIUM BISULFATE	3,500	3,500	

GUADALUPE-BLANCO RIVER AUTHORITY
WORKPLAN AND BUDGET
FISCAL YEAR ENDING AUGUST 31, 2013

050 - WESTERN CANYON WTP

	FY 2012 BUDGET	FY 2013 BUDGET	FY 2012-2013 DIFFERENCE
CAUSTIC	20,000	20,000	
SODIUM HYPOCHLORITE	24,000	24,000	
LAB SUPPLIES & EXPENSES	42,000	45,000	3,000
C.I.P. DISPOSAL EXPENSES	200,000	200,000	
PROFESSIONAL FEES	30,000	30,000	
CONTRACT LABOR	15,000	5,000	(10,000)
INSPECTION FEES	3,500	1,500	(2,000)
COMMUNICATIONS	8,000	8,000	
OFFICE SUPPLIES & EXPENSES	4,000	4,000	
COMPUTER SUPPLIES & SERVICE	5,143	5,143	
BANK SERVICE FEES	1,100	500	(600)
INSURANCE EXPENSE	49,893	37,543	(12,350)
MISCELLANEOUS EXPENSES	4,000	2,000	(2,000)
Total OPERATING SUPPLIES & SERVICES	**2,271,326**	**2,310,493**	**39,167**
MAINTENANCE & REPAIR			
LABOR	84,871	99,501	14,630
MATERIAL	91,739	102,439	10,700
SERVICES	187,938	201,450	13,512
Total MAINTENANCE & REPAIR	**364,548**	**403,390**	**38,842**
TOTAL OPERATING & MAINTENANCE	**3,141,272**	**3,194,743**	**53,471**
ADMINISTRATIVE & GENERAL:			
A & G EXPENSES	137,512	135,185	(2,327)
Total ADMINISTRATIVE & GENERAL	**137,512**	**135,185**	**(2,327)**
TOTAL OPERATING EXPENSES	**3,278,784**	**3,329,929**	**51,145**
NET OPERATING INCOME	**75,382**	**24,238**	**(51,144)**

GUADALUPE-BLANCO RIVER AUTHORITY
WORKPLAN AND BUDGET
FISCAL YEAR ENDING AUGUST 31, 2013

050 - WESTERN CANYON WTP

	FY 2012 BUDGET	FY 2013 BUDGET	FY 2012-2013 DIFFERENCE
OPERATING REVENUES	3,354,166	3,354,166	0
OPERATING EXPENSES	(3,278,784)	(3,329,929)	(51,145)
NET OPERATING INCOME	**75,382**	**24,238**	**(51,144)**
NON-OPERATING REVENUES (EXPENSES)			
INTEREST INCOME:			
INT ON OPERATING FUNDS	1,200	3,000	1,800
Total INTEREST INCOME	**1,200**	**3,000**	**1,800**
TOTAL NON-OPERATING REVENUES (EXPENSES)	**1,200**	**3,000**	**1,800**
CHANGE IN NET ASSETS	**76,582**	**27,238**	**(49,344)**
CHANGE IN RESTRICTED FUNDS	**30,000**	**75,000**	**45,000**
INTERFUND LOANS			
DEBT CAPITAL			
TOTAL FUNDS AVAILABLE	**106,582**	**102,238**	**(4,344)**
PURCHASES OF FIXED ASSETS			
MISCELLANEOUS EQUIPMENT	100,000	100,000	
Total PURCHASES OF FIXED ASSETS	**100,000**	**100,000**	
WORK IN PROGRESS			
DEBT SERVICE			
TOTAL FUNDS APPLIED	**100,000**	**100,000**	
NET CHANGE IN FUND BALANCE	**6,582**	**2,238**	**(4,344)**

GUADALUPE-BLANCO RIVER AUTHORITY
WORKPLAN AND BUDGET
FISCAL YEAR ENDING AUGUST 31, 2013

050 - WESTERN CANYON WTP

	FY 2012 BUDGET	FY 2013 BUDGET	FY 2012-2013 DIFFERENCE
SALARIES & WAGES DETAIL			
STAFF TECHNICAL ASSISTANCE:			
STA- SUPERVISION	13,199	19,299	6,100
STA- CLERICAL	11,832	8,470	(3,361)
Total STAFF TECHNICAL ASSISTANCE	**25,030**	**27,769**	**2,739**
SUPERVISION:			
SUPERVISION	86,611	89,378	2,767
Total SUPERVISION	**86,611**	**89,378**	**2,767**
OPERATING LABOR:			
CLERICAL	554	501	(53)
REG- OPERATING LABOR	184,491	158,838	(25,652)
OVT- OPERATING LABOR	35,146	33,664	(1,482)
Total OPERATING LABOR	**220,191**	**193,004**	**(27,187)**
MAINTENANCE & REPAIR			
M&R-LABOR:			
REG/LBR- OTHER	74,503	90,342	15,839
Total M&R-LABOR	**74,503**	**90,342**	**15,839**
M&R-OVERTIME:			
OVT/LBR- OTHER	10,368	9,159	(1,209)
Total M&R-OVERTIME	**10,368**	**9,159**	**(1,209)**
Total MAINTENANCE & REPAIR	**84,871**	**99,501**	**14,630**
WORK IN PROGRESS			
PROJECT DEVELOPMENT			
TOTAL SALARIES & WAGES	**416,704**	**409,652**	**(7,052)**

GUADALUPE-BLANCO RIVER AUTHORITY
WORKPLAN AND BUDGET
FISCAL YEAR ENDING AUGUST 31, 2013

050 - WESTERN CANYON WTP

	FY 2012 BUDGET	FY 2013 BUDGET	FY 2012-2013 DIFFERENCE
MAINTENANCE & REPAIR DETAIL			
LABOR:			
REG/LBR- OTHER	74,503	90,342	15,839
OVT/LBR- OTHER	10,368	9,159	(1,209)
Total LABOR	**84,871**	**99,501**	**14,630**
MATERIAL:			
M&R/MAT- GROUNDS	1,500	1,000	(500)
M&R/MAT- BUILDING	2,000	1,000	(1,000)
M&R/MAT- CHEM FEED SYSTEM	7,500	8,200	700
M&R/MAT- FILTERS	500	500	
M&R/MAT- CLEARWELL	2,000	1,500	(500)
M&R/MAT- H.S. PUMPSTATION	1,500	1,500	
M&R/MAT- PONDS & LAGOONS	3,000	3,000	
M&R/MAT- ELECTRICAL/INSTRUMNT	3,000	3,000	
M&R/MAT- COMPRESSED AIR SYSTEM	5,500	4,500	(1,000)
M&R/MAT- TRUCK	1,000	1,000	
M&R/MAT- TOOLS & EQUIPMENT	1,000	2,000	1,000
M&R/MAT- ROADS	500	500	
M&R/MAT- H.S. METER	500	500	
M&R/MAT- SCADA	12,739	12,739	
M&R/MAT- MEMBRANE SYSTEM	17,000	35,000	18,000
M&R/MAT- FLOC	2,000	1,000	(1,000)
M&R/MAT- R.W. PUMP STATION	10,000	12,000	2,000
M&R/MAT- T.W. PUMP STATION	4,000	4,000	
M&R/MAT- R.W. TRANS. LINE	3,000	2,000	(1,000)
M&R/MAT- T.W. TRANS. LINE	11,000	6,000	(5,000)
M&R/MAT- OTHER	2,500	1,500	(1,000)
Total MATERIAL	**91,739**	**102,439**	**10,700**
SERVICES:			
M&R/SER- GROUNDS	15,000	10,000	(5,000)
M&R/SER- BUILDING	6,500	6,500	
M&R/SER- CHEM FEED SYSTEM	6,600	4,000	(2,600)
M&R/SER- CLEARWELL	5,000	2,500	(2,500)
M&R/SER- H.S. PUMPSTATION	5,000	2,500	(2,500)
M&R/SER- PONDS & LAGOONS	2,500	1,500	(1,000)
M&R/SER- ELECTRICAL/INSTRUMNT	27,000	35,000	8,000
M&R/SER- COMPRESSED AIR SYSTEM	3,000	25,000	22,000
M&R/SER- TRUCK	2,600	1,000	(1,600)
M&R/SER- TOOLS & EQUIPMENT	1,584	500	(1,084)
M&R/SER- ROADS	1,500	1,500	
M&R/SER- H.S. METER	500	500	

GUADALUPE-BLANCO RIVER AUTHORITY
WORKPLAN AND BUDGET
FISCAL YEAR ENDING AUGUST 31, 2013

050 - WESTERN CANYON WTP

	FY 2012 BUDGET	FY 2013 BUDGET	FY 2012-2013 DIFFERENCE
M&R/SER- SCADA	7,500	8,000	500
M&R/SER- MEMBRANE SYSTEM	7,204	10,000	2,796
M&R/SER- FLOC	1,000	500	(500)
M&R/SER- R.W. PUMP STATION	75,000	75,000	
M&R/SER- T.W. PUMP STATION	5,000	5,000	
M&R/SER- R.W. TRANS LINE	7,500	5,500	(2,000)
M&R/SER- T.W. TRANS LINE	5,000	4,000	(1,000)
M&R/SER- OTHER	2,950	2,950	
Total SERVICES	**187,938**	**201,450**	**13,512**
TOTAL MAINTENANCE & REPAIR	**364,548**	**403,390**	**38,842**

GUADALUPE-BLANCO RIVER AUTHORITY
WORKPLAN AND BUDGET
FISCAL YEAR ENDING AUGUST 31, 2012

WESTERN CANYON WTP

	FY 2013 BUDGET
MISCELLANEOUS EQUIPMENT	
SCADA UPGRADE	100,000
Total MISCELLANEOUS EQUIPMENT	**100,000**
TOTAL CAPITAL ADDITIONS	**100,000**

Western Canyon Division
Cordillera Ranch Subdivision Water System
Operating Plan for Fiscal Year Ending 8/31/13

BACKGROUND

GBRA's Cordillera Ranch Water System is responsible for operating the Cordillera Ranch Subdivision retail water system.

REVENUE SOURCES AND TRENDS

Revenues are obtained through connection fees for water service, tap fees, monthly water service fees and charges to the Cordillera Ranch developer. Revenues are projected to be $353,050 during FY 2013. This is an approximate 13% increase over FY 2012 budgeted revenue is not the result of an increase in rates but rather is a result of a higher water consumption within the subdivision than previously anticipated.

CAPITAL ADDITIONS AND OPERATING EXPENSES

Operating expenses include $2,500 for Laboratory expenses, $3,000 for operating chemicals and $28,150 material and services related to maintaining and repairing booster pumps, water wells and distribution system. Capital Additions for FY 2013 include $10,000 for the installation of a new 12 inch water valve in the water distribution system and $2,500 for new water meters.

In an effort to provide advanced training and maintain Texas Commission on Environmental Quality water licenses for all division employees, operating personnel will attend several Texas Engineering Extension Service courses including a hazardous materials course. In-house training programs will be held on first aid, CPR, hazard communications and team training.

FUND BALANCE

Funds for the above listed capital additions and maintenance projects as well as all of the other operating expenditures that are summarized in the following pages will be provided using revenues from customer billings. Revenues from customers are expected to exceed total expenditures by $309 and thus an increase in fund balance of that same amount is anticipated.

GUADALUPE-BLANCO RIVER AUTHORITY
WORKPLAN AND BUDGET
FISCAL YEAR ENDING AUGUST 31, 2013

052 - CORDILLERA WDS

	FY 2012 BUDGET	FY 2013 BUDGET	FY 2012-2013 DIFFERENCE
OPERATING REVENUES			
WATER SALES & LAKE OPERATIONS:			
WATER SALES	311,460	344,400	32,940
Total WATER SALES & LAKE OPERATIONS	**311,460**	**344,400**	**32,940**
MISCELLANEOUS INCOME:			
WATER CONNECT/INSPECT FEE-COR	16,500	8,250	(8,250)
MISCELLANEOUS REVENUES	600	400	(200)
Total MISCELLANEOUS INCOME	**17,100**	**8,650**	**(8,450)**
TOTAL OPERATING REVENUES	**328,560**	**353,050**	**24,490**
OPERATING EXPENSES			
STAFF TECHNICAL ASSISTANCE	5,435	13,540	8,105
SUPERVISION	4,604	4,753	148
LABOR	31,299	31,527	228
Total OPERATING SALARIES & WAGES	**41,338**	**49,819**	**8,481**
EMPLOYEE EXPENSES & BENEFITS:			
EMPLOYEES' TRAVEL	1,386	500	(886)
EMPLOYEE BENEFITS	18,296	21,548	3,253
Total EMPLOYEE EXPENSES & BENEFITS	**19,682**	**22,048**	**2,367**
OPERATING SUPPLIES & SERVICES:			
TRUCK OPERATING EXPENSES	1,000	2,000	1,000
DUES AND MEMBERSHIPS	50	50	
PUBLICATIONS AND BOOKS	75	75	
SMALL TOOLS EXPENSE	1,070	1,070	
WATER METERS	2,500	2,500	
UNIFORMS AND LAUNDRY	150	150	
BAD DEBT EXPENSE	4,600	2,600	(2,000)
TRAINING EXPENSES	200	200	
SAFETY & EMERG. EXPENSES	350	350	
SECURITY EXPENSE	100	100	
POWER AND UTILITIES	10,500	10,500	
CHLORINE	3,000	3,000	
LAB SUPPLIES & EXPENSES	2,200	2,500	300
PROFESSIONAL FEES	10,000	6,000	(4,000)

GUADALUPE-BLANCO RIVER AUTHORITY
WORKPLAN AND BUDGET
FISCAL YEAR ENDING AUGUST 31, 2013

052 - CORDILLERA WDS

	FY 2012 BUDGET	FY 2013 BUDGET	FY 2012-2013 DIFFERENCE
CORDILLERA PLANT EXPENSES	1,000	1,000	
INSPECTION FEES	2,000	2,000	
COMMUNICATIONS	500	500	
OFFICE SUPPLIES & EXPENSES	500	500	
COMPUTER SUPPLIES & SERVICE	1,200	1,200	
BANK SERVICE FEES	1,500	500	(1,000)
INSURANCE EXPENSE	1,483	2,183	700
MISCELLANEOUS EXPENSES	300	300	
Total OPERATING SUPPLIES & SERVICES	**44,278**	**39,278**	**(5,000)**
MAINTENANCE & REPAIR			
LABOR	3,837	3,387	(450)
MATERIAL	18,800	20,800	2,000
SERVICES	9,350	7,350	(2,000)
Total MAINTENANCE & REPAIR	**31,987**	**31,537**	**(450)**
TOTAL OPERATING & MAINTENANCE	**137,284**	**142,683**	**5,399**
ADMINISTRATIVE & GENERAL:			
A & G EXPENSES	14,908	17,558	2,650
Total ADMINISTRATIVE & GENERAL	**14,908**	**17,558**	**2,650**
WATER PURCHASES/DELIVERY:			
INTERDIVISION WATER PURCH	139,550	155,000	15,450
INTERDIV WATER PURCH-RAW	22,000	25,000	3,000
Total WATER PURCHASES/DELIVERY	**161,550**	**180,000**	**18,450**
TOTAL OPERATING EXPENSES	**313,742**	**340,241**	**26,499**
NET OPERATING INCOME	**14,818**	**12,809**	**(2,009)**

GUADALUPE-BLANCO RIVER AUTHORITY
WORKPLAN AND BUDGET
FISCAL YEAR ENDING AUGUST 31, 2013

052 - CORDILLERA WDS

	FY 2012 BUDGET	FY 2013 BUDGET	FY 2012-2013 DIFFERENCE
OPERATING REVENUES	328,560	353,050	24,490
OPERATING EXPENSES	(313,742)	(340,241)	(26,499)
NET OPERATING INCOME	**14,818**	**12,809**	**(2,009)**
NON-OPERATING REVENUES (EXPENSES)			
TOTAL NON-OPERATING REVENUES (EXPENSES)			
CHANGE IN NET ASSETS	**14,818**	**12,809**	**(2,009)**
INTERFUND LOANS			
DEBT CAPITAL			
TOTAL FUNDS AVAILABLE	**14,818**	**12,809**	**(2,009)**
PURCHASES OF FIXED ASSETS			
STRUCTURES & IMPROVEMENTS	10,000	10,000	
SPECIALIZED OPER. EQUIPMENT	2,500	2,500	
Total PURCHASES OF FIXED ASSETS	**12,500**	**12,500**	
WORK IN PROGRESS			
DEBT SERVICE			
TOTAL FUNDS APPLIED	**12,500**	**12,500**	
NET CHANGE IN FUND BALANCE	**2,318**	**309**	**(2,009)**

GUADALUPE-BLANCO RIVER AUTHORITY
WORKPLAN AND BUDGET
FISCAL YEAR ENDING AUGUST 31, 2013

052 - CORDILLERA WDS

	FY 2012 BUDGET	FY 2013 BUDGET	FY 2012-2013 DIFFERENCE
SALARIES & WAGES DETAIL			
STAFF TECHNICAL ASSISTANCE:			
STA- SUPERVISION	2,592	8,416	5,825
STA- CLERICAL	2,843	5,124	2,280
Total STAFF TECHNICAL ASSISTANCE	**5,435**	**13,540**	**8,105**
SUPERVISION:			
SUPERVISION	4,604	4,753	148
Total SUPERVISION	**4,604**	**4,753**	**148**
OPERATING LABOR:			
CLERICAL	369	310	(59)
REG- OPERATING LABOR	26,933	27,226	294
OVT- OPERATING LABOR	3,997	3,990	(6)
Total OPERATING LABOR	**31,299**	**31,527**	**228**
MAINTENANCE & REPAIR			
M&R-LABOR:			
REG/LBR- OTHER	3,410	3,011	(399)
Total M&R-LABOR	**3,410**	**3,011**	**(399)**
M&R-OVERTIME:			
OVT/LBR- OTHER	426	376	(50)
Total M&R-OVERTIME	**426**	**376**	**(50)**
Total MAINTENANCE & REPAIR	**3,837**	**3,387**	**(450)**
WORK IN PROGRESS			
PROJECT DEVELOPMENT			
TOTAL SALARIES & WAGES	**45,175**	**53,206**	**8,032**

GUADALUPE-BLANCO RIVER AUTHORITY
WORKPLAN AND BUDGET
FISCAL YEAR ENDING AUGUST 31, 2013

052 - CORDILLERA WDS

	FY 2012 BUDGET	FY 2013 BUDGET	FY 2012-2013 DIFFERENCE
MAINTENANCE & REPAIR DETAIL			
LABOR:			
REG/LBR- OTHER	3,410	3,011	(399)
OVT/LBR- OTHER	426	376	(50)
Total LABOR	**3,837**	**3,387**	**(450)**
MATERIAL:			
M&R MAT- CORDILLERA METERS	2,000	1,000	(1,000)
M&R/MAT- PUMPS AND MOTORS	4,000	3,500	(500)
M&R/MAT- SCADA	1,000	1,000	
M&R/MAT- WATER SYSTEM	11,000	14,500	3,500
M&R/MAT- WATER WELL	800	800	
Total MATERIAL	**18,800**	**20,800**	**2,000**
SERVICES:			
M&R/SER- CORDILLERA METERS	350	350	
M&R/SER- PUMPS AND MOTORS	2,000	2,000	
M&R/SER- SCADA	2,000	1,000	(1,000)
M&R/SER- WATER SYSTEM	2,500	1,500	(1,000)
M&R/SER- WATER WELL	2,500	2,500	
Total SERVICES	**9,350**	**7,350**	**(2,000)**
TOTAL MAINTENANCE & REPAIR	**31,987**	**31,537**	**(450)**

GUADALUPE-BLANCO RIVER AUTHORITY
WORKPLAN AND BUDGET
FISCAL YEAR ENDING AUGUST 31, 2012

CORDILLERA WDS

	FY 2013 BUDGET
STRUCTURES & IMPROVEMENTS	
12 INCH VALVE ON RIO CORDILLERA	10,000
Total STRUCTURES & IMPROVEMENTS	**10,000**
WATER METERS & EQUIPMENT	
METERS	2,500
Total WATER METERS & EQUIPMENT	**2,500**
TOTAL CAPITAL ADDITIONS	**12,500**

(This page was intentionally left blank)

Western Canyon Division
Cordillera Ranch Subdivision Sewer System
Operating Plan for Fiscal Year Ending 8/31/13

BACKGROUND

GBRA's Cordillera Ranch Sewer System is responsible for operating the Cordillera Ranch Subdivision sewer system including the collection system and the individual sewer grinder pumps for each house.

REVENUE SOURCES AND TRENDS

Revenues are obtained through connection fees for sewer service and monthly sewer service fees. Total revenue projected for FY 2013 is $163,780.

CAPITAL ADDITIONS AND OPERATING EXPENSES

Capital additions and significant operating expenses for the ensuing fiscal year include $30,000 for the purchase of ten additional sewer grinder pump systems, $5,000 for biosolids disposal costs, and $5,800 for laboratory expenses.

In an effort to provide advanced training and maintain Texas Commission on Environmental Quality water licenses for all division employees, operating personnel will attend several Texas Engineering Extension Service courses including a hazardous materials course. In-house training programs will be held on first aid, CPR, hazard communications and team training.

FUND BALANCE

Funds for the above listed capital additions and maintenance projects as well as all of the other operating expenditures that are summarized in the following pages will be provided from revenues from customer billings and from a tax-exempt loan to cover the cost of the ten new grinder pumps. The net effect of all the budgeted sources and uses of funds yields an increase in fund balance of $109.

GUADALUPE-BLANCO RIVER AUTHORITY
WORKPLAN AND BUDGET
FISCAL YEAR ENDING AUGUST 31, 2013

053 - CORDILLERA WWTP

	FY 2012 BUDGET	FY 2013 BUDGET	FY 2012-2013 DIFFERENCE
OPERATING REVENUES			
WASTEWATER SERVICES:			
SEWER FEES-CORDILLERA	111,264	120,780	9,516
Total WASTEWATER SERVICES	**111,264**	**120,780**	**9,516**
MISCELLANEOUS INCOME:			
SEWER CONNECT/INSPECT FEE-CO	38,500	43,000	4,500
CHARGES TO DEVELOPERS	36,337		(36,337)
MISCELLANEOUS REVENUES	400		(400)
Total MISCELLANEOUS INCOME	**75,237**	**43,000**	**(32,237)**
TOTAL OPERATING REVENUES	**186,501**	**163,780**	**(22,721)**
OPERATING EXPENSES			
STAFF TECHNICAL ASSISTANCE	4,690	6,710	2,020
SUPERVISION	4,356	4,496	140
LABOR	38,792	39,309	516
Total OPERATING SALARIES & WAGES	**47,838**	**50,515**	**2,677**
EMPLOYEE EXPENSES & BENEFITS:			
EMPLOYEES' TRAVEL	900	900	
EMPLOYEE BENEFITS	21,619	22,440	821
Total EMPLOYEE EXPENSES & BENEFITS	**22,519**	**23,340**	**821**
OPERATING SUPPLIES & SERVICES:			
TRUCK OPERATING EXPENSES	2,000	1,000	(1,000)
DUES AND MEMBERSHIPS	50	50	
PUBLICATIONS AND BOOKS	75	75	
SMALL TOOLS EXPENSE	290	290	
UNIFORMS AND LAUNDRY	150	150	
BIOSOLIDS DISPOSAL COSTS	3,000	5,000	2,000
TRAINING EXPENSES	750	250	(500)
SAFETY & EMERG. EXPENSES	1,000	500	(500)
SECURITY EXPENSE	250	250	
POWER AND UTILITIES	8,000	8,100	100
PUMP STATION POWER/UTILIT	2,500	2,000	(500)
AUXILLARY POWER EXPENSE	2,800	1,300	(1,500)
OPERATING CHEMICALS	1,000	500	(500)

GUADALUPE-BLANCO RIVER AUTHORITY
WORKPLAN AND BUDGET
FISCAL YEAR ENDING AUGUST 31, 2013

053 - CORDILLERA WWTP

	FY 2012 BUDGET	FY 2013 BUDGET	FY 2012-2013 DIFFERENCE
CHLORINE	2,000	800	(1,200)
LAB SUPPLIES & EXPENSES	7,500	5,800	(1,700)
PROFESSIONAL FEES	1,500	1,000	(500)
INSPECTION FEES	1,500	1,500	
COMMUNICATIONS	3,300	3,600	300
OFFICE SUPPLIES & EXPENSES	500	500	
COMPUTER SUPPLIES & SERVICE	1,000	1,900	900
BANK SERVICE FEES	1,500	500	(1,000)
INSURANCE EXPENSE	1,322	1,774	452
MISCELLANEOUS EXPENSES	2,000	300	(1,700)
Total OPERATING SUPPLIES & SERVICES	**43,987**	**37,139**	**(6,848)**
MAINTENANCE & REPAIR			
LABOR	5,542	4,893	(649)
MATERIAL	22,500	18,500	(4,000)
SERVICES	15,000	11,000	(4,000)
Total MAINTENANCE & REPAIR	**43,042**	**34,393**	**(8,649)**
TOTAL OPERATING & MAINTENANCE	**157,385**	**145,387**	**(11,998)**
ADMINISTRATIVE & GENERAL:			
A & G EXPENSES	17,615	18,285	669
Total ADMINISTRATIVE & GENERAL	**17,615**	**18,285**	**669**
TOTAL OPERATING EXPENSES	**175,001**	**163,671**	**(11,329)**
NET OPERATING INCOME	**11,500**	**109**	**(11,392)**

GUADALUPE-BLANCO RIVER AUTHORITY
WORKPLAN AND BUDGET
FISCAL YEAR ENDING AUGUST 31, 2013

053 - CORDILLERA WWTP

	FY 2012 BUDGET	FY 2013 BUDGET	FY 2012-2013 DIFFERENCE
OPERATING REVENUES	186,501	163,780	(22,721)
OPERATING EXPENSES	(175,001)	(163,671)	11,329
NET OPERATING INCOME	**11,500**	**109**	**(11,392)**
NON-OPERATING REVENUES (EXPENSES)			
TOTAL NON-OPERATING REVENUES (EXPENSES)			
CHANGE IN NET ASSETS	**11,500**	**109**	**(11,392)**
INTERFUND LOANS			
DEBT CAPITAL			
EQUIPMENT LOANS		30,000	30,000
Total DEBT CAPITAL		**30,000**	**30,000**
TOTAL FUNDS AVAILABLE	**11,500**	**30,109**	**18,608**
PURCHASES OF FIXED ASSETS			
SPECIALIZED OPER. EQUIPMENT	11,500	30,000	18,500
Total PURCHASES OF FIXED ASSETS	**11,500**	**30,000**	**18,500**
WORK IN PROGRESS			
DEBT SERVICE			
TOTAL FUNDS APPLIED	**11,500**	**30,000**	**18,500**
NET CHANGE IN FUND BALANCE	**0**	**109**	**108**

GUADALUPE-BLANCO RIVER AUTHORITY
WORKPLAN AND BUDGET
FISCAL YEAR ENDING AUGUST 31, 2013

053 - CORDILLERA WWTP

	FY 2012 BUDGET	FY 2013 BUDGET	FY 2012-2013 DIFFERENCE
SALARIES & WAGES DETAIL			
STAFF TECHNICAL ASSISTANCE:			
STA- SUPERVISION	2,473	3,329	856
STA- CLERICAL	2,217	3,381	1,164
Total STAFF TECHNICAL ASSISTANCE	**4,690**	**6,710**	**2,020**
SUPERVISION:			
SUPERVISION	4,356	4,496	140
Total SUPERVISION	**4,356**	**4,496**	**140**
OPERATING LABOR:			
CLERICAL	277	262	(15)
REG- OPERATING LABOR	30,419	30,824	406
OVT- OPERATING LABOR	8,096	8,222	125
Total OPERATING LABOR	**38,792**	**39,309**	**516**
MAINTENANCE & REPAIR			
M&R-LABOR:			
REG/LBR- OTHER	3,410	3,011	(399)
Total M&R-LABOR	**3,410**	**3,011**	**(399)**
M&R-OVERTIME:			
OVT/LBR- OTHER	2,132	1,882	(250)
Total M&R-OVERTIME	**2,132**	**1,882**	**(250)**
Total MAINTENANCE & REPAIR	**5,542**	**4,893**	**(649)**
WORK IN PROGRESS			
PROJECT DEVELOPMENT			
TOTAL SALARIES & WAGES	**53,380**	**55,408**	**2,028**

GUADALUPE-BLANCO RIVER AUTHORITY
WORKPLAN AND BUDGET
FISCAL YEAR ENDING AUGUST 31, 2013

053 - CORDILLERA WWTP

	FY 2012 BUDGET	FY 2013 BUDGET	FY 2012-2013 DIFFERENCE
MAINTENANCE & REPAIR DETAIL			
LABOR:			
REG/LBR- OTHER	3,410	3,011	(399)
OVT/LBR- OTHER	2,132	1,882	(250)
Total LABOR	**5,542**	**4,893**	**(649)**
MATERIAL:			
M&R/MAT- PUMPS AND MOTORS	6,000	3,000	(3,000)
M&R/MAT- WWTP BIOSOLIDS REMOVL	500	500	
M&R/MAT- WWTP SCADA	1,000	1,000	
M&R/MAT- SEWER PUMP	8,000	8,000	
M&R/MAT- SEWER LINE	4,000	3,000	(1,000)
M&R/MAT- WWTP MAINT EXPENSES	3,000	3,000	
Total MATERIAL	**22,500**	**18,500**	**(4,000)**
SERVICES:			
M&R/SER- PUMPS AND MOTORS	4,000	4,000	
M&R/SER- WWTP BIOSOLIDS REMOVL		2,000	2,000
M&R/SER- WWTP SCADA	1,500	1,500	
M&R/SER- SEWER TANK PUMPING	1,000		(1,000)
M&R/SER- SEWER PUMP	1,500		(1,500)
M&R/SER- SEWER LINE	4,000	1,500	(2,500)
M&R/SER- WWTP MAINT EXPENSES	3,000	2,000	(1,000)
Total SERVICES	**15,000**	**11,000**	**(4,000)**
TOTAL MAINTENANCE & REPAIR	**43,042**	**34,393**	**(8,649)**

GUADALUPE-BLANCO RIVER AUTHORITY
WORKPLAN AND BUDGET
FISCAL YEAR ENDING AUGUST 31, 2012

CORDILLERA WWTP

	FY 2013 BUDGET
SPECIALIZED OPER EQUIP	
GRINDER UNTIS-10	30,000
Total SPECIALIZED OPER EQUIP	**30,000**
TOTAL CAPITAL ADDITIONS	**30,000**

(This page was intentionally left blank)

Western Canyon Division
Comal Trace Water Distribution System
Operating Plan For Fiscal Year Ending 8/31/13

BACKGROUND

GBRA purchased the Comal Trace Subdivision Water System in December of 2006. The Comal Trace Water System consists of 4 water wells and a pump station. This groundwater system is supplemented with treated surface water produced at GBRA's Western Canyon Water Treatment Plant.

REVENUE SOURCES AND TRENDS

Revenues are obtained through connection fees for water service, tap fees and monthly water service fees. Revenues are projected to be $196,804 in FY 2013 which compares to a FY 2012 revenue projection of $196,285.

CAPITAL ADDITIONS AND OPERATING EXPENSES

Operating expenses include $70,000 for interdivisional water transfer costs from the Western Canyon Regional Water Supply Project and $45,150 for material and services related to maintaining and repairing the water wells and distribution system.

In an effort to provide advanced training and maintain Texas Commission on Environmental Quality water licenses for all division employees, operating personnel will attend several Texas Engineering Extension Service courses including a hazardous materials course. In-house training programs will be held on first aid, CPR, hazard communications and team training.

FUND BALANCE

Funds for the above maintenance projects as well as all of the other operating expenditures that are summarized in the following pages will be provided using revenues from customer billings. GBRA sets customer rates to reflect the anticipated costs of providing water service over time and as such, the increase in fund balance expected during FY2013 amounts to only $3683.

GUADALUPE-BLANCO RIVER AUTHORITY
WORKPLAN AND BUDGET
FISCAL YEAR ENDING AUGUST 31,2013

054 - COMAL TRACE WDS

	FY 2012 BUDGET	FY 2013 BUDGET	FY 2012-2013 DIFFERENCE
OPERATING REVENUES			
WATER SALES & LAKE OPERATIONS:			
WATER SALES	194,400	194,919	519
Total WATER SALES & LAKE OPERATIONS	**194,400**	**194,919**	**519**
MISCELLANEOUS INCOME:			
WATER CONNECT/INSPECT FEES	1,485	1,485	
MISCELLANEOUS REVENUES	400	400	
Total MISCELLANEOUS INCOME	**1,885**	**1,885**	
TOTAL OPERATING REVENUES	**196,285**	**196,804**	**519**
OPERATING EXPENSES			
STAFF TECHNICAL ASSISTANCE	8,401	6,540	(1,862)
SUPERVISION	4,852	4,881	28
LABOR	14,449	14,288	(161)
Total OPERATING SALARIES & WAGES	**27,703**	**25,708**	**(1,994)**
EMPLOYEE EXPENSES & BENEFITS:			
EMPLOYEES' TRAVEL	540	540	
EMPLOYEE BENEFITS	12,687	11,707	(980)
Total EMPLOYEE EXPENSES & BENEFITS	**13,227**	**12,247**	**(980)**
OPERATING SUPPLIES & SERVICES:			
TRUCK OPERATING EXPENSES	500	500	
WATER METERS	2,500	2,500	
TRAINING EXPENSES	450	450	
SAFETY & EMERG. EXPENSES	404	404	
POWER AND UTILITIES	10,000	10,000	
CHLORINE	450	450	
LAB SUPPLIES & EXPENSES	1,250	2,800	1,550
PROFESSIONAL FEES	7,500	4,000	(3,500)
CONTRACT LABOR	500		(500)
INSPECTION FEES	600	650	50
COMMUNICATIONS	650	600	(50)
OFFICE SUPPLIES & EXPENSES	550	400	(150)
COMPUTER SUPPLIES & SERVICES		700	700
BANK SERVICE FEES	1,500	500	(1,000)

GUADALUPE-BLANCO RIVER AUTHORITY
WORKPLAN AND BUDGET
FISCAL YEAR ENDING AUGUST 31,2013

054 - COMAL TRACE WDS

	FY 2012 BUDGET	FY 2013 BUDGET	FY 2012-2013 DIFFERENCE
INSURANCE EXPENSE	759	2,023	1,264
MISCELLANEOUS EXPENSES	2,500	2,500	
Total OPERATING SUPPLIES & SERVICES	**30,113**	**28,477**	**(1,636)**
MAINTENANCE & REPAIR			
LABOR	3,624	3,199	(424)
MATERIAL	26,400	26,400	
SERVICES	18,750	18,750	
Total MAINTENANCE & REPAIR	**48,774**	**48,349**	**(424)**
TOTAL OPERATING & MAINTENANCE	**119,816**	**114,782**	**(5,035)**
ADMINISTRATIVE & GENERAL:			
A & G EXPENSES	10,338	9,540	(798)
Total ADMINISTRATIVE & GENERAL	**10,338**	**9,540**	**(798)**
WATER PURCHASES/DELIVERY:			
INTERDIVISION WATER PURCH	63,729	70,000	6,271
Total WATER PURCHASES/DELIVERY	**63,729**	**70,000**	**6,271**
TOTAL OPERATING EXPENSES	**193,883**	**194,321**	**438**
NET OPERATING INCOME	**2,402**	**2,483**	**81**

GUADALUPE-BLANCO RIVER AUTHORITY
WORKPLAN AND BUDGET
FISCAL YEAR ENDING AUGUST 31,2013

054 - COMAL TRACE WDS

	FY 2012 BUDGET	FY 2013 BUDGET	FY 2012-2013 DIFFERENCE
OPERATING REVENUES	196,285	196,804	519
OPERATING EXPENSES	(193,883)	(194,321)	(438)
NET OPERATING INCOME	**2,402**	**2,483**	**81**
NON-OPERATING REVENUES (EXPENSES)			
INTEREST INCOME:			
INT ON OPERATING FUNDS	900	1,200	300
Total INTEREST INCOME	**900**	**1,200**	**300**
TOTAL NON-OPERATING REVENUES (EXPENSES)	**900**	**1,200**	**300**
CHANGE IN NET ASSETS	**3,302**	**3,683**	**381**
INTERFUND LOANS			
DEBT CAPITAL			
TOTAL FUNDS AVAILABLE	**3,302**	**3,683**	**381**
PURCHASES OF FIXED ASSETS			
WORK IN PROGRESS			
DEBT SERVICE			
TOTAL FUNDS APPLIED			
NET CHANGE IN FUND BALANCE	**3,302**	**3,683**	**381**

GUADALUPE-BLANCO RIVER AUTHORITY
WORKPLAN AND BUDGET
FISCAL YEAR ENDING AUGUST 31,2013

054 - COMAL TRACE WDS

	FY 2012 BUDGET	FY 2013 BUDGET	FY 2012-2013 DIFFERENCE
SALARIES & WAGES DETAIL			
STAFF TECHNICAL ASSISTANCE:			
STA- SUPERVISION	2,290	1,936	(354)
STA- CLERICAL	6,111	4,604	(1,507)
Total STAFF TECHNICAL ASSISTANCE	**8,401**	**6,540**	**(1,862)**
SUPERVISION:			
SUPERVISION	4,852	4,881	28
Total SUPERVISION	**4,852**	**4,881**	**28**
OPERATING LABOR:			
CLERICAL	277	262	(15)
REG- OPERATING LABOR	11,397	11,296	(101)
OVT- OPERATING LABOR	2,775	2,730	(45)
Total OPERATING LABOR	**14,449**	**14,288**	**(161)**
MAINTENANCE & REPAIR			
M&R-LABOR:			
REG/LBR- OTHER	3,410	3,011	(399)
Total M&R-LABOR	**3,410**	**3,011**	**(399)**
M&R-OVERTIME:			
OVT/LBR- OTHER	213	188	(25)
Total M&R-OVERTIME	**213**	**188**	**(25)**
Total MAINTENANCE & REPAIR	**3,624**	**3,199**	**(424)**
WORK IN PROGRESS			
PROJECT DEVELOPMENT			
TOTAL SALARIES & WAGES	**31,326**	**28,907**	**(2,419)**

GUADALUPE-BLANCO RIVER AUTHORITY
WORKPLAN AND BUDGET
FISCAL YEAR ENDING AUGUST 31,2013

054 - COMAL TRACE WDS

	FY 2012 BUDGET	FY 2013 BUDGET	FY 2012-2013 DIFFERENCE
MAINTENANCE & REPAIR DETAIL			
LABOR:			
REG/LBR- OTHER	3,410	3,011	(399)
OVT/LBR- OTHER	213	188	(25)
Total LABOR	**3,624**	**3,199**	**(424)**
MATERIAL:			
M&R/MAT- PUMPS	3,000	3,000	
M&R/MAT- EQUIPMENT	1,400	1,400	
M&R/MAT- METERS	9,000	9,000	
M&R/MAT- WELLS	3,000	3,000	
M&R/MAT- DISTRIBUTION SYSTEM	9,000	9,000	
M&R/MAT- OTHER	1,000	1,000	
Total MATERIAL	**26,400**	**26,400**	
SERVICES:			
M&R/SER- PUMPS	1,000	1,000	
M&R/SER- EQUIPMENT	750	750	
M&R/SER- METERS	500	500	
M&R/SER- WELLS	10,000	10,000	
M&R/SER- DISTRIBUTION SYSTEM	4,000	4,000	
M&R/SER- OTHER	2,500	2,500	
Total SERVICES	**18,750**	**18,750**	
TOTAL MAINTENANCE & REPAIR	**48,774**	**48,349**	**(424)**

Western Canyon Division
Johnson Ranch Water Distribution System
Operating Plan for Fiscal Year Ending 8/31/13

BACKGROUND

GBRA initiated treated surface water deliveries from the Western Canyon Water Treatment Plant to the Johnson Ranch development in June 2009. At the present time, the only customer of the Johnson Ranch Water Distribution System is a new Comal I.S.D. school.

REVENUE SOURCES AND TRENDS

Revenues are obtained through connection fees for water service, tap fees and monthly water service fees. Customer revenues are projected to be $29,000 during FY 2013 with an additional $12,136 of funds received from the Johnson Ranch Developer.

CAPITAL ADDITIONS AND OPERATING EXPENSES

Operating expenses include $9,000 for interdivisional water transfer costs from the Western Canyon Regional Water Supply Project, $6,200 for material and services related to maintaining and repairing the system, $5,000 for a possible power source from PEC, and $2,500 for a rechlorination system. This capital addition is contingent on the action GBRA takes in further reducing the TTHM concern from the wholesale customers.

FUND BALANCE

Funds for the above listed maintenance projects as well as all of the other operating expenditures that are summarized in the following pages will be provided using revenues from customer billings supplemented by charges to the developer. Since water rates, the resulting revenues and the supplemental charges to the developer are based upon the operating costs of the System, the resultant change in fund balance amounts to $0.

GUADALUPE-BLANCO RIVER AUTHORITY
WORKPLAN AND BUDGET
FISCAL YEAR ENDING AUGUST 31, 2013

055 - JOHNSON RANCH WDS

	FY 2012 BUDGET	FY 2013 BUDGET	FY 2012-2013 DIFFERENCE
OPERATING REVENUES			
WATER SALES & LAKE OPERATIONS:			
WATER SALES	29,000	29,000	
Total WATER SALES & LAKE OPERATIONS	**29,000**	**29,000**	
MISCELLANEOUS INCOME:			
CHARGES TO DEVELOPERS	6,055	12,136	6,081
Total MISCELLANEOUS INCOME	**6,055**	**12,136**	**6,081**
TOTAL OPERATING REVENUES	**35,055**	**41,136**	**6,081**
OPERATING EXPENSES			
STAFF TECHNICAL ASSISTANCE	3,582	3,507	(75)
SUPERVISION	2,161	1,982	(178)
LABOR	1,882	2,253	371
Total OPERATING SALARIES & WAGES	**7,625**	**7,743**	**117**
EMPLOYEE EXPENSES & BENEFITS:			
EMPLOYEES' TRAVEL	250	250	
EMPLOYEE BENEFITS	3,088	3,136	47
Total EMPLOYEE EXPENSES & BENEFITS	**3,338**	**3,386**	**47**
OPERATING SUPPLIES & SERVICES:			
TRUCK OPERATING EXPENSES	500	500	
DUES AND MEMBERSHIPS	25	25	
PUBLICATIONS AND BOOKS	50	25	(25)
SMALL TOOLS EXPENSE	100	100	
TRAINING EXPENSES	150	150	
SAFETY & EMERG. EXPENSES	150	150	
LAB SUPPLIES & EXPENSES	3,500	1,000	(2,500)
INSPECTION FEES	500	500	
OFFICE SUPPLIES & EXPENSES	100	100	
INSURANCE EXPENSE	1,700	2,003	303
MISCELLANEOUS EXPENSES		100	100

GUADALUPE-BLANCO RIVER AUTHORITY
WORKPLAN AND BUDGET
FISCAL YEAR ENDING AUGUST 31, 2013

055 - JOHNSON RANCH WDS

	FY 2012 BUDGET	FY 2013 BUDGET	FY 2012-2013 DIFFERENCE
Total OPERATING SUPPLIES & SERVICES	**6,775**	**4,653**	**(2,122)**
MAINTENANCE & REPAIR			
MATERIAL	2,450	2,450	
SERVICES	3,750	3,750	
Total MAINTENANCE & REPAIR	**6,200**	**6,200**	
TOTAL OPERATING & MAINTENANCE	**23,939**	**21,981**	**(1,957)**
ADMINISTRATIVE & GENERAL:			
A & G EXPENSES	2,516	2,555	38
Total ADMINISTRATIVE & GENERAL	**2,516**	**2,555**	**38**
WATER PURCHASES/DELIVERY:			
INTERDIVISION WATER PURCH	7,600	8,000	400
INTERDIV WATER PURCH-RAW	1,000	1,100	100
Total WATER PURCHASES/DELIVERY	**8,600**	**9,100**	**500**
TOTAL OPERATING EXPENSES	**35,055**	**33,636**	**(1,419)**
NET OPERATING INCOME	**()**	**7,500**	**7,500**

GUADALUPE-BLANCO RIVER AUTHORITY
WORKPLAN AND BUDGET
FISCAL YEAR ENDING AUGUST 31, 2013

055 - JOHNSON RANCH WDS

	FY 2012 BUDGET	FY 2013 BUDGET	FY 2012-2013 DIFFERENCE
OPERATING REVENUES	35,055	41,136	6,081
OPERATING EXPENSES	(35,055)	(33,636)	1,419
NET OPERATING INCOME	**()**	**7,500**	**7,500**
NON-OPERATING REVENUES (EXPENSES)			
TOTAL NON-OPERATING REVENUES (EXPENSES)			
CHANGE IN NET ASSETS	**()**	**7,500**	**7,500**
INTERFUND LOANS			
DEBT CAPITAL			
TOTAL FUNDS AVAILABLE	**()**	**7,500**	**7,500**
PURCHASES OF FIXED ASSETS			
STRUCTURES & IMPROVEMENTS		7,500	7,500
Total PURCHASES OF FIXED ASSETS		**7,500**	**7,500**
WORK IN PROGRESS			
DEBT SERVICE			
TOTAL FUNDS APPLIED		**7,500**	**7,500**
NET CHANGE IN FUND BALANCE	**()**	**()**	**()**

GUADALUPE-BLANCO RIVER AUTHORITY
WORKPLAN AND BUDGET
FISCAL YEAR ENDING AUGUST 31, 2013

055 - JOHNSON RANCH WDS

	FY 2012 BUDGET	FY 2013 BUDGET	FY 2012-2013 DIFFERENCE
SALARIES & WAGES DETAIL			
STAFF TECHNICAL ASSISTANCE:			
STA- SUPERVISION	1,718	1,453	(265)
STA- CLERICAL	1,864	2,054	190
Total STAFF TECHNICAL ASSISTANCE	**3,582**	**3,507**	**(75)**
SUPERVISION:			
SUPERVISION	2,161	1,982	(178)
Total SUPERVISION	**2,161**	**1,982**	**(178)**
OPERATING LABOR:			
CLERICAL	69	262	193
REG- OPERATING LABOR	1,438	1,604	166
OVT- OPERATING LABOR	375	387	12
Total OPERATING LABOR	**1,882**	**2,253**	**371**
MAINTENANCE & REPAIR			
Total MAINTENANCE & REPAIR			
WORK IN PROGRESS			
PROJECT DEVELOPMENT			
TOTAL SALARIES & WAGES	**7,625**	**7,743**	**117**

GUADALUPE-BLANCO RIVER AUTHORITY
WORKPLAN AND BUDGET
FISCAL YEAR ENDING AUGUST 31, 2013

055 - JOHNSON RANCH WDS

	FY 2012 BUDGET	FY 2013 BUDGET	FY 2012-2013 DIFFERENCE
MAINTENANCE & REPAIR DETAIL			
MATERIAL:			
M&R MAT- METERS	500	500	
M&R/MAT- PUMPS AND MOTORS	250	250	
M&R/MAT- WATER SYSTEM	750	750	
M&R/MAT- DISTRIBUTION SYSTEM	500	500	
M&R/MAT- OTHER	450	450	
Total MATERIAL	**2,450**	**2,450**	
SERVICES:			
M&R/SER- METERS	500	500	
M&R/SER- PUMPS AND MOTORS	250	250	
M&R/SER- WATER SYSTEM	1,500	1,500	
M&R/SER- DISTRIBUTION SYSTEM	1,500	1,500	
Total SERVICES	**3,750**	**3,750**	
TOTAL MAINTENANCE & REPAIR	**6,200**	**6,200**	

GUADALUPE-BLANCO RIVER AUTHORITY
WORKPLAN AND BUDGET
FISCAL YEAR ENDING AUGUST 31, 2012

JOHNSON RANCH WDS

	FY 2013 BUDGET
STRUCTURES & IMPROVEMENTS	
POWER CONNECTION FROM PEC	5,000
RECHLORINATION SYTEM DESIGN & INSTALL	2,500
Total STRUCTURES & IMPROVEMENTS	**7,500**
TOTAL CAPITAL ADDITIONS	**7,500**

(This page was intentionally left blank)

Western Canyon Division
Johnson Ranch Wastewater Treatment Plant System
Operating Plan For Fiscal Year Ending 8/31/13

BACKGROUND

GBRA initiated treated surface water deliveries from the Western Canyon Water Treatment Plant to the Johnson Ranch development in June 2009. At the present time, the only customer of the Johnson Ranch Water Distribution System is a new Comal I.S.D. school. The related Johnson Ranch Wastewater Treatment Plant System is under development. Until the new plant is complete, the only customer in the Johnson Ranch Development will use a septic tank system to properly dispose of wastes.

REVENUE SOURCES AND TRENDS

Revenues will be obtained through connection fees for wastewater service, tap fees, monthly wastewater service fees and charges to developers. Revenues are projected to be $9,632 during FY 2013.

CAPITAL ADDITIONS AND OPERATING EXPENSES

Operating expenses during the early development phase of this new plant are limited to personnel costs of $6,314 and insurance of $3,318.

FUND BALANCE

Funds for the above listed other operating expenditures that are summarized in the following pages will be provided using revenues from customer billings supplemented with charges to the developer. Since water rates and the resulting revenues, including any year-end budget-to-actual make up payments from the developer, are based upon the operating costs of the System, the resultant change in fund balance amounts to $0.

GUADALUPE-BLANCO RIVER AUTHORITY
WORKPLAN AND BUDGET
FISCAL YEAR ENDING AUGUST 31, 2013

056 - JOHNSON RANCH WWTP

	FY 2012 BUDGET	FY 2013 BUDGET	FY 2012-2013 DIFFERENCE
OPERATING REVENUES			
WASTEWATER SERVICES:			
SEWER FEES	7,281	7,281	()
Total WASTEWATER SERVICES	**7,281**	**7,281**	**()**
MISCELLANEOUS INCOME:			
CHARGES TO DEVELOPERS		2,351	2,351
Total MISCELLANEOUS INCOME		**2,351**	**2,351**
TOTAL OPERATING REVENUES	**7,281**	**9,632**	**2,351**
OPERATING EXPENSES			
STAFF TECHNICAL ASSISTANCE	2,420	2,865	444
SUPERVISION	497	512	16
LABOR	69	262	193
Total OPERATING SALARIES & WAGES	**2,986**	**3,639**	**653**
EMPLOYEE EXPENSES & BENEFITS:			
EMPLOYEE BENEFITS	1,209	1,474	265
Total EMPLOYEE EXPENSES & BENEFITS	**1,209**	**1,474**	**265**
OPERATING SUPPLIES & SERVICES:			
INSURANCE EXPENSE	2,100	3,318	1,218
Total OPERATING SUPPLIES & SERVICES	**2,100**	**3,318**	**1,218**
MAINTENANCE & REPAIR			
TOTAL OPERATING & MAINTENANCE	**6,296**	**8,431**	**2,136**
ADMINISTRATIVE & GENERAL:			
A & G EXPENSES	985	1,201	215

GUADALUPE-BLANCO RIVER AUTHORITY
WORKPLAN AND BUDGET
FISCAL YEAR ENDING AUGUST 31, 2013

056 - JOHNSON RANCH WWTP

	FY 2012 BUDGET	FY 2013 BUDGET	FY 2012-2013 DIFFERENCE
Total ADMINISTRATIVE & GENERAL	985	1,201	215
TOTAL OPERATING EXPENSES	7,281	9,632	2,351
NET OPERATING INCOME		()	()

GUADALUPE-BLANCO RIVER AUTHORITY
WORKPLAN AND BUDGET
FISCAL YEAR ENDING AUGUST 31, 2013

056 - JOHNSON RANCH WWTP

	FY 2012 BUDGET	FY 2013 BUDGET	FY 2012-2013 DIFFERENCE
OPERATING REVENUES	7,281	9,632	2,351
OPERATING EXPENSES	(7,281)	(9,632)	(2,351)
NET OPERATING INCOME		()	()
NON-OPERATING REVENUES (EXPENSES)			
TOTAL NON-OPERATING REVENUES (EXPENSES)			
CHANGE IN NET ASSETS		()	()
INTERFUND LOANS			
DEBT CAPITAL			
TOTAL FUNDS AVAILABLE		()	()
PURCHASES OF FIXED ASSETS			
WORK IN PROGRESS			
DEBT SERVICE			
TOTAL FUNDS APPLIED			
NET CHANGE IN FUND BALANCE		()	()

GUADALUPE-BLANCO RIVER AUTHORITY
WORKPLAN AND BUDGET
FISCAL YEAR ENDING AUGUST 31, 2013

056 - JOHNSON RANCH WWTP

	FY 2012 BUDGET	FY 2013 BUDGET	FY 2012-2013 DIFFERENCE
SALARIES & WAGES DETAIL			
STAFF TECHNICAL ASSISTANCE:			
STA- SUPERVISION	774	1,041	267
STA- CLERICAL	1,646	1,824	177
Total STAFF TECHNICAL ASSISTANCE	**2,420**	**2,865**	**444**
SUPERVISION:			
SUPERVISION	497	512	16
Total SUPERVISION	**497**	**512**	**16**
OPERATING LABOR:			
CLERICAL	69	262	193
Total OPERATING LABOR	**69**	**262**	**193**
MAINTENANCE & REPAIR			
Total MAINTENANCE & REPAIR			
WORK IN PROGRESS			
PROJECT DEVELOPMENT			
TOTAL SALARIES & WAGES	**2,986**	**3,639**	**653**

(This page was intentionally left blank)

The systems within this division are independent systems. The inclusion of the following Division level consolidation pages is for information purposes only.

GUADALUPE-BLANCO RIVER AUTHORITY
WESTERN CANYON DIVISION - WORKPLAN AND BUDGET
FISCAL YEAR ENDING AUGUST 31, 2013

	FY 2012 BUDGET	FY 2013 BUDGET	FY 2012-2013 DIFFERENCE
OPERATING REVENUES			
WATER SALES & LAKE OPERATIONS:			
WATER SALES	534,860	568,319	33,459
W.C.-PLANT O&M	3,354,166	3,354,166	0
Total WATER SALES & LAKE OPERATIONS	**3,889,026**	**3,922,485**	**33,459**
WASTEWATER SERVICES:			
SEWER FEES	118,545	128,061	9,516
Total WASTEWATER SERVICES	**118,545**	**128,061**	**9,516**
MISCELLANEOUS INCOME:			
WATER CONNECT/INSPECT FEE	17,985	9,735	(8,250)
SEWER CONNECT/INSPECT FEE-CO	38,500	43,000	4,500
CHARGES TO DEVELOPERS	42,392	14,487	(27,905)
MISCELLANEOUS REVENUES	1,400	800	(600)
Total MISCELLANEOUS INCOME	**100,277**	**68,022**	**(32,255)**
TOTAL OPERATING REVENUES	**4,107,848**	**4,118,568**	**10,720**
OPERATING EXPENSES			
STAFF TECHNICAL ASSISTANCE	49,559	60,931	11,372
SUPERVISION	103,081	106,003	2,922
LABOR	306,683	280,642	(26,040)
Total OPERATING SALARIES & WAGES	**459,323**	**447,576**	**(11,747)**
EMPLOYEE EXPENSES & BENEFITS:			
EMPLOYEES' TRAVEL	7,876	6,990	(886)
EMPLOYEE BENEFITS	225,664	226,215	550
Total EMPLOYEE EXPENSES & BENEFITS	**233,540**	**233,205**	**(336)**
OPERATING SUPPLIES & SERVICES:			
TRUCK OPERATING EXPENSES	20,395	22,207	1,812
EQUIPMENT RENTAL	2,340	2,000	(340)
DUES AND MEMBERSHIPS	825	1,125	300
PUBLICATIONS AND BOOKS	575	475	(100)
SMALL TOOLS EXPENSE	6,460	11,460	5,000
TRACTORS AND EQUIPMENT	2,500	2,500	
WATER METERS	5,000	5,000	
UNIFORMS AND LAUNDRY	4,680	6,100	1,420

GUADALUPE-BLANCO RIVER AUTHORITY
WESTERN CANYON DIVISION - WORKPLAN AND BUDGET
FISCAL YEAR ENDING AUGUST 31, 2013

	FY 2012 BUDGET	FY 2013 BUDGET	FY 2012-2013 DIFFERENCE
PROCESS/SPECIAL OPERATING	500	500	
BIOSOLIDS DISPOSAL COSTS	203,000	205,000	2,000
BAD DEBT EXPENSE	4,600	2,600	(2,000)
TRAINING EXPENSES	7,550	5,050	(2,500)
SAFETY & EMERG. EXPENSES	7,904	8,204	300
SECURITY EXPENSE	850	1,050	200
POWER AND UTILITIES	498,500	498,600	100
PUMP STATION POWER/UTILIT	2,500	2,000	(500)
POWER & UTILITIES-RAW WATER	680,000	700,000	20,000
POWER & UTILITIES-AMMAN RD	100,000	125,000	25,000
POWER & UTILITIES-FM3351	6,000	6,000	
AUXILLARY POWER EXPENSE	7,300	5,800	(1,500)
OPERATING CHEMICALS	1,000	500	(500)
CHLORINE	21,450	21,250	(200)
ALUM/FERRIC/CITRIC ACID	340,000	350,000	10,000
SODIUM BISULFATE	3,500	3,500	
CAUSTIC	20,000	20,000	
SODIUM HYPOCHLORITE	24,000	24,000	
LAB SUPPLIES & EXPENSES	56,450	57,100	650
C.I.P. DISPOSAL EXPENSES	200,000	200,000	
PROFESSIONAL FEES	49,000	41,000	(8,000)
CONTRACT LABOR	15,500	5,000	(10,500)
CORDILLERA PLANT EXPENSES	1,000	1,000	
INSPECTION FEES	8,100	6,150	(1,950)
COMMUNICATIONS	12,450	12,700	250
OFFICE SUPPLIES & EXPENSES	5,650	5,500	(150)
COMPUTER SUPPLIES & SERVICE	7,343	8,943	1,600
BANK SERVICE FEES	5,600	2,000	(3,600)
INSURANCE EXPENSE	57,257	48,844	(8,413)
MISCELLANEOUS EXPENSES	8,800	5,200	(3,600)
Total OPERATING SUPPLIES & SERVICES	**2,398,579**	**2,423,358**	**24,780**
MAINTENANCE & REPAIR			
LABOR	97,873	110,980	13,107
MATERIAL	161,889	170,589	8,700
SERVICES	234,788	242,300	7,512
Total MAINTENANCE & REPAIR	**494,550**	**523,869**	**29,319**
TOTAL OPERATING & MAINTENANCE	**3,585,992**	**3,628,007**	**42,016**
ADMINISTRATIVE & GENERAL:			
A & G EXPENSES	183,875	184,323	448

GUADALUPE-BLANCO RIVER AUTHORITY
WESTERN CANYON DIVISION - WORKPLAN AND BUDGET
FISCAL YEAR ENDING AUGUST 31, 2013

	FY 2012 BUDGET	FY 2013 BUDGET	FY 2012-2013 DIFFERENCE
Total ADMINISTRATIVE & GENERAL	**183,875**	**184,323**	**448**
WATER PURCHASES/DELIVERY:			
INTERDIVISION WATER PURCH	210,879	233,000	22,121
INTERDIV WATER PURCH-RAW	23,000	26,100	3,100
Total WATER PURCHASES/DELIVERY	**233,879**	**259,100**	**25,221**
TOTAL OPERATING EXPENSES	**4,003,746**	**4,071,431**	**67,685**
NET OPERATING INCOME	**104,103**	**47,138**	**(56,965)**

GUADALUPE-BLANCO RIVER AUTHORITY
WESTERN CANYON DIVISION - WORKPLAN AND BUDGET
FISCAL YEAR ENDING AUGUST 31, 2013

	FY 2012 BUDGET	FY 2013 BUDGET	FY 2012-2013 DIFFERENCE
OPERATING REVENUES	4,107,848	4,118,568	10,720
OPERATING EXPENSES	(4,003,746)	(4,071,431)	(67,685)
NET OPERATING INCOME	**104,103**	**47,138**	**(56,965)**
NON-OPERATING REVENUES (EXPENSES)			
INTEREST INCOME:			
INT ON OPERATING FUND	2,100	4,200	2,100
Total INTEREST INCOME	**2,100**	**4,200**	**2,100**
TOTAL NON-OPERATING REVENUES (EXPENSES)	**2,100**	**4,200**	**2,100**
CHANGE IN NET ASSETS	**106,203**	**51,338**	**(54,865)**
CHANGE IN RESTRICTED FUNDS	**30,000**	**75,000**	**45,000**
INTERFUND LOANS			
DEBT CAPITAL			
EQUIPMENT LOANS		30,000	30,000
Total DEBT CAPITAL		**30,000**	**30,000**
TOTAL FUNDS AVAILABLE	**136,203**	**156,338**	**20,135**
PURCHASES OF FIXED ASSETS			
STRUCTURES & IMPROVEMENTS	10,000	17,500	7,500
SPECIALIZED OPER. EQUIPMENT	14,000	32,500	18,500
MISCELLANEOUS EQUIPMENT	100,000	100,000	
Total PURCHASES OF FIXED ASSETS	**124,000**	**150,000**	**26,000**
WORK IN PROGRESS			
DEBT SERVICE			
TOTAL FUNDS APPLIED	**124,000**	**150,000**	**26,000**
NET CHANGE IN FUND BALANCE	**12,203**	**6,338**	**(5,865)**

GUADALUPE-BLANCO RIVER AUTHORITY
WESTERN CANYON DIVISION - WORKPLAN AND BUDGET
FISCAL YEAR ENDING AUGUST 31, 2013

	FY 2012 BUDGET	FY 2013 BUDGET	FY 2012-2013 DIFFERENCE
SALARIES & WAGES DETAIL			
STAFF TECHNICAL ASSISTANCE:			
STA- SUPERVISION	23,045	35,474	12,429
STA- CLERICAL	26,514	25,457	(1,057)
Total STAFF TECHNICAL ASSISTANCE	**49,559**	**60,931**	**11,372**
SUPERVISION:			
SUPERVISION	103,081	106,003	2,922
Total SUPERVISION	**103,081**	**106,003**	**2,922**
OPERATING LABOR:			
CLERICAL	1,616	1,860	244
REG- OPERATING LABOR	254,677	229,789	(24,888)
OVT- OPERATING LABOR	50,389	48,993	(1,396)
Total OPERATING LABOR	**306,683**	**280,642**	**(26,040)**
MAINTENANCE & REPAIR			
M&R-LABOR:			
REG/LBR- OTHER	84,735	99,375	14,640
Total M&R-LABOR	**84,735**	**99,375**	**14,640**
M&R-OVERTIME:			
OVT/LBR- OTHER	13,139	11,605	(1,534)
Total M&R-OVERTIME	**13,139**	**11,605**	**(1,534)**
Total MAINTENANCE & REPAIR	**97,873**	**110,980**	**13,107**
WORK IN PROGRESS			
PROJECT DEVELOPMENT			
TOTAL SALARIES & WAGES	**557,196**	**558,556**	**1,360**

GUADALUPE-BLANCO RIVER AUTHORITY
WESTERN CANYON DIVISION - WORKPLAN AND BUDGET
FISCAL YEAR ENDING AUGUST 31, 2013

	FY 2012 BUDGET	FY 2013 BUDGET	FY 2012-2013 DIFFERENCE
MAINTENANCE & REPAIR DETAIL			
LABOR:			
REG/LBR- OTHER	84,735	99,375	14,640
OVT/LBR- OTHER	13,139	11,605	(1,534)
Total LABOR	**97,873**	**110,980**	**13,107**
MATERIAL:			
M&R/MAT- GROUNDS	1,500	1,000	(500)
M&R/MAT- BUILDING	2,000	1,000	(1,000)
M&R MAT- METERS	10,000	9,700	(300)
M&R/MAT- FILTERS	500	500	
M&R/MAT- PUMPS	5,000	4,500	(500)
M&R/MAT- H.S. PUMPSTATION	1,500	1,500	
M&R/MAT- PONDS & LAGOONS	3,000	3,000	
M&R/MAT- PUMPS AND MOTORS	13,250	9,750	(3,500)
M&R/MAT- COMPRESSED AIR SYSTEM	5,500	4,500	(1,000)
M&R/MAT- TRUCK	1,000	1,000	
M&R/MAT- TOOLS & EQUIPMENT	1,000	2,000	1,000
M&R/MAT- EQUIPMENT	1,400	1,400	
M&R/MAT- ROADS	500	500	
M&R/MAT- METERS	9,500	9,500	
M&R/MAT- WWTP BIOSOLIDS REMOVL	500	500	
M&R/MAT- SCADA	14,739	14,739	
M&R/MAT- WELLS	3,000	3,000	
M&R/MAT- MEMBRANE SYSTEM	17,000	35,000	18,000
M&R/MAT- FLOC	2,000	1,000	(1,000)
M&R/MAT- R.W. PUMP STATION	10,000	12,000	2,000
M&R/MAT- WATER SYSTEM	11,750	15,250	3,500
M&R/MAT- WATER WELL	800	800	
M&R/MAT- T.W. PUMP STATION	4,000	4,000	
M&R/MAT- R.W. TRANS. LINE	3,000	2,000	(1,000)
M&R/MAT- T.W. TRANS. LINE	11,000	6,000	(5,000)
M&R/MAT- SEWER PUMP	8,000	8,000	
M&R/MAT- SEWER LINE	4,000	3,000	(1,000)
M&R/MAT- DISTRIBUTION SYSTEM	9,500	9,500	
M&R/MAT- WWTP MAINT EXPENSES	3,000	3,000	
M&R/MAT- OTHER	3,950	2,950	(1,000)
Total MATERIAL	**161,889**	**170,589**	**8,700**
SERVICES:			
M&R/SER- GROUNDS	15,000	10,000	(5,000)
M&R/SER- BUILDING	6,500	6,500	
M&R/SER- METERS	7,450	4,850	(2,600)
M&R/SER- PUMPS	6,000	3,500	(2,500)
M&R/SER- H.S. PUMPSTATION	5,000	2,500	(2,500)

GUADALUPE-BLANCO RIVER AUTHORITY
WESTERN CANYON DIVISION - WORKPLAN AND BUDGET
FISCAL YEAR ENDING AUGUST 31, 2013

	FY 2012 BUDGET	FY 2013 BUDGET	FY 2012-2013 DIFFERENCE
M&R/SER- PONDS & LAGOONS	2,500	1,500	(1,000)
M&R/SER- PUMPS AND MOTORS	33,250	41,250	8,000
M&R/SER- COMPRESSED AIR SYSTEM	3,000	25,000	22,000
M&R/SER- TRUCK	2,600	1,000	(1,600)
M&R/SER- TOOLS & EQUIPMENT	1,584	500	(1,084)
M&R/SER- EQUIPMENT	750	750	
M&R/SER- ROADS	1,500	1,500	
M&R/SER- METERS	1,000	1,000	
M&R/SER- WWTP BIOSOLIDS REMOVL		2,000	2,000
M&R/SER- SCADA	11,000	10,500	(500)
M&R/SER- WELLS	10,000	10,000	
M&R/SER- MEMBRANE SYSTEM	7,204	10,000	2,796
M&R/SER- FLOC	1,000	500	(500)
M&R/SER- R.W. PUMP STATION	75,000	75,000	
M&R/SER- WATER SYSTEM	4,000	3,000	(1,000)
M&R/SER- WATER WELL	2,500	2,500	
M&R/SER- T.W. PUMP STATION	5,000	5,000	
M&R/SER- R.W. TRANS LINE	7,500	5,500	(2,000)
M&R/SER- T.W. TRANS LINE	5,000	4,000	(1,000)
M&R/SER- SEWER TANK PUMPING	1,000		(1,000)
M&R/SER- SEWER PUMP	1,500		(1,500)
M&R/SER- SEWER LINE	4,000	1,500	(2,500)
M&R/SER- DISTRIBUTION SYSTEM	5,500	5,500	
M&R/SER- WWTP MAINT EXPENSES	3,000	2,000	(1,000)
M&R/SER- OTHER	5,450	5,450	
Total SERVICES	**234,788**	**242,300**	**7,512**
TOTAL MAINTENANCE & REPAIR	**494,550**	**523,869**	**29,319**

GUADALUPE-BLANCO RIVER AUTHORITY
WESTERN CANYON CONSOLIDATED - WORKPLAN AND BUDGET
FISCAL YEAR ENDING AUGUST 31, 2013

	FY 2013 BUDGET
MISCELLANEOUS EQUIPMENT	
SCADA UPGRADE	100,000
Total MISCELLANEOUS EQUIPMENT	**100,000**
STRUCTURES & IMPROVEMENTS	
12 INCH VALVE ON RIO CORDILLERA	10,000
Total STRUCTURES & IMPROVEMENTS	**10,000**
WATER METERS & EQUIPMENT	
METERS	2,500
Total WATER METERS & EQUIPMENT	**2,500**
SPECIALIZED OPER EQUIP	
GRINDER UNTIS-10	30,000
Total SPECIALIZED OPER EQUIP	**30,000**
STRUCTURES & IMPROVEMENTS	
POWER CONNECTION FROM PEC	5,000
RECHLORINATION SYTEM DESIGN & INSTALL	2,500
Total STRUCTURES & IMPROVEMENTS	**7,500**
TOTAL CAPITAL ADDITIONS	**150,000**

PORT LAVACA WATER TREATMENT PLANT DIVISION
WORK PLAN AND BUDGET

Fiscal Year Ending August 31, 2013

Port Lavaca WTP

This division supplies the residents in Calhoun County with surface water from the Guadalupe River, treated to meet state and federal drinking water standards.

Raw water is diverted from the Guadalupe River near Tivoli by GBRA's Calhoun Canal System, using water rights permits issued to GBRA by the State of Texas. This provides a reliable source of municipal drinking water treatment and delivery to the City of Port Lavaca, the Calhoun County Rural Water Supply System (CCRWSS), and the Port O'Connor M.U.D. (POC)

On-site water quality monitoring and testing is done to ensure that treated water meets all required standards for public water facilities. With a peak rate treatment capacity of 6 million gallons per day, the plant provides treated water for the domestic and business needs of approximately 24,000 people.

The division also provides the security of supplemental water supplies in times of low rainfall or drought. The City of Port Lavaca, as a Division customer, can access 4,480 acre-feet of water per year from "run of the river rights" and Canyon Reservoir conservation storage. The CCRWSS and POC also purchases water annually from Canyon Reservoir conservation storage to supplement their needs.

Investments in technology and equipment, including remote monitoring of the water delivery and storage system, ensure that plant operations are as efficient and cost-effective as possible.

In addition, division staff works with customers and the public to promote water resource education and sound conservation practices.

- Service Provided: Water treatment
- Location: Port Lavaca, TX
- Startup Operation Date: 1970
- Principal Customer: City of Port Lavaca
- Capacity: 6 mgd
- # of Current Employees: 7
- Budgeted Revenue: $1,631,518
- Expanded: 1993

Port Lavaca WTP Division Organizational Chart

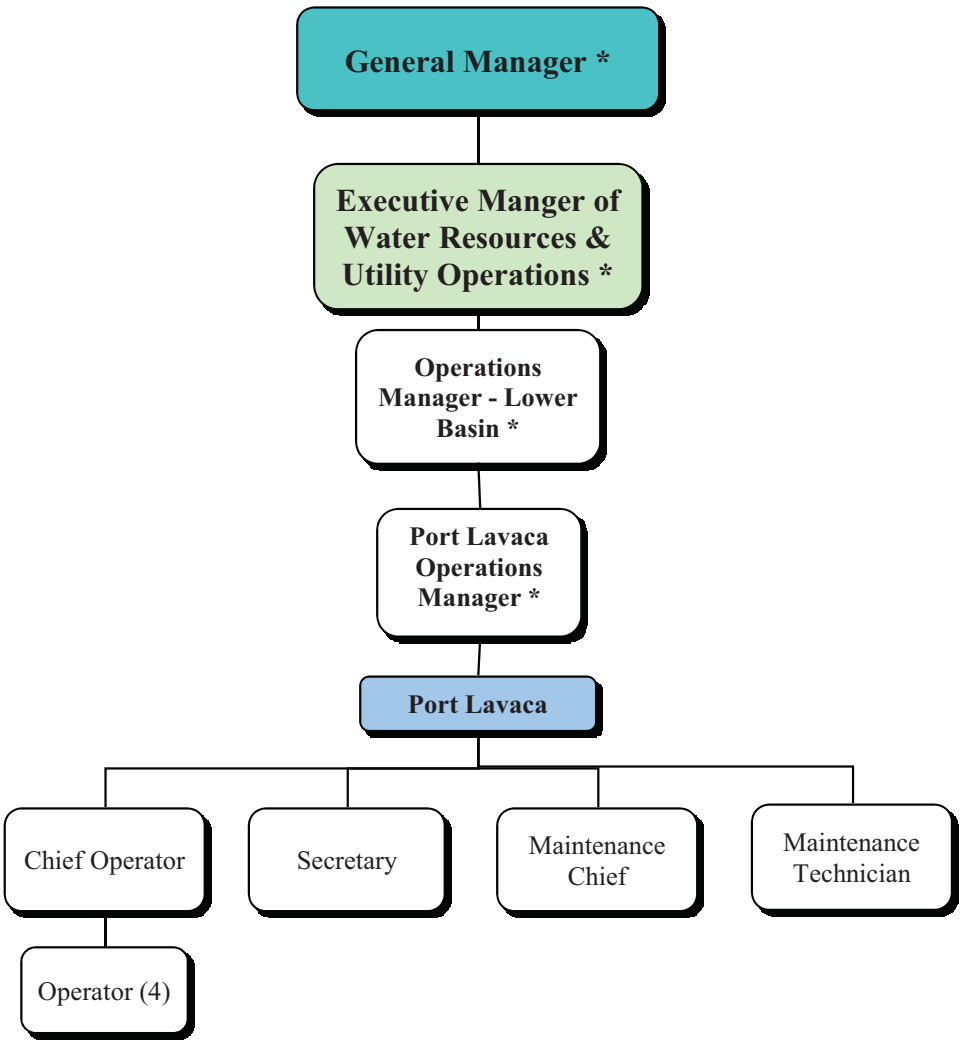

* GBRA employee from another Division

Staffing Summary

Port Lavaca	# of Authorized Positions (FTE)		
	2011	2012	2013
Chief Operator	1	1	1
Maintenance Technician	1	1	1
Secretary	1	1	1
Maintenance Chief	1	1	1
Operator	4	4	4
Total	**8**	**8**	**8**

Changes from FY 2011 to FY 2012
No staffing changes for this division.

Changes from FY 2012 to FY 2013
No staffing changes for this division.

Budget Summary

Division: **Port Lavaca Water Treatment Plant**

Description

The GBRA Port Lavaca Water Treatment Plant Division supplies the City of Port Lavaca, the Calhoun County Rural Water Supply Division and the Port O'Connor Municipal Utility District (POC MUD) with treated drinking water. The division receives raw (source) water from the Guadalupe River that is delivered through approximately 18 miles of canals. The plant has a peak rate (nameplate) treatment capacity of 6.08 million gallons per day, enough to meet the domestic and business needs of approximately 25,000 people.

Objectives

In order to fulfill the requirements of the mission statement, the Division's operating plan contains the following goals and objectives.

WATER RESOURCE MANAGEMENT GOAL

To … market the GBRA Port Lavaca Water Treatment Plant (PLWTP) as a regional potable water supply facility, through the media utilizing news releases, and to be receptive to all community and outside inquires about the potable water supply.

WATER QUALITY GOAL

To … work with wholesale customers and GBRA water quality staff to approach near-optimum treatment standards, beyond the basic requirements of the Safe Drinking Water Act.

PUBLIC SERVICES GOAL

To … continue to meet at least annually with contract customers, including the City of Port Lavaca, the Rural Water Corporation's Board of Directors, and the Port O'Connor Municipal Utility District, to discuss operations, goals, budgeting, and water quality.

ECONOMIC DEVELOPMENT GOAL

To … continue to discuss with wholesale customers the advantages of increased storage at the Plant site beyond the basic requirement, for improved drinking water reserves for businesses and domestic use.

TECHNICAL ASSISTANCE AND SUPPORT GOAL

To … publicize the benefits of the use of "free" chlorine in the water mains for a short period of time, as a means of stabilizing the disinfectant residual for enhanced quality of the drinking water supply.

COMMUNICATION AND EDUCATION

To … provide assistance to wholesale treated water customers in their development of the annual Consumer Confidence Report by providing "detects" data and / or joint preparation of the report.

Budget Summary

REVENUES - Port Lavaca

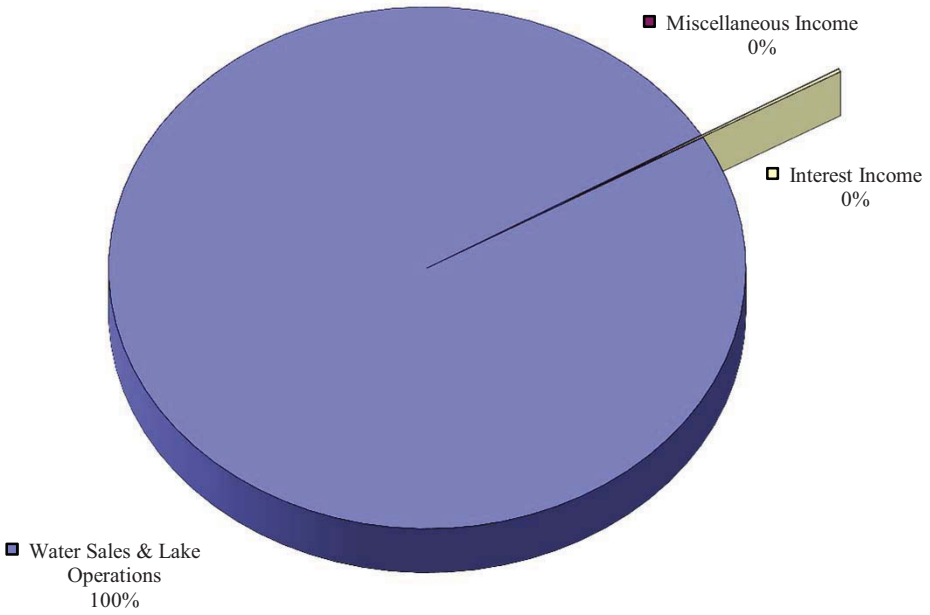

Revenues	FY 2011 Actual	FY 2012 Budget	FY 2013 Budget
Pollution & Industrial Financing			
Power Sales			
Water Sales & Lake Operations	1,568,055	1,620,779	1,631,518
Recreation & Land Use			
Wastewater Services			
Laboratory Services			
Rentals			
Administrative & General			
Miscellaneous Income	5		
Total Operating Revenue	**1,568,060**	**1,620,779**	**1,631,518**
Interest Income	2,743	2,940	2,940
Grand Total Revenues	**1,570,803**	**1,623,719**	**1,634,458**

Budget Summary

EXPENSES - Port Lavaca

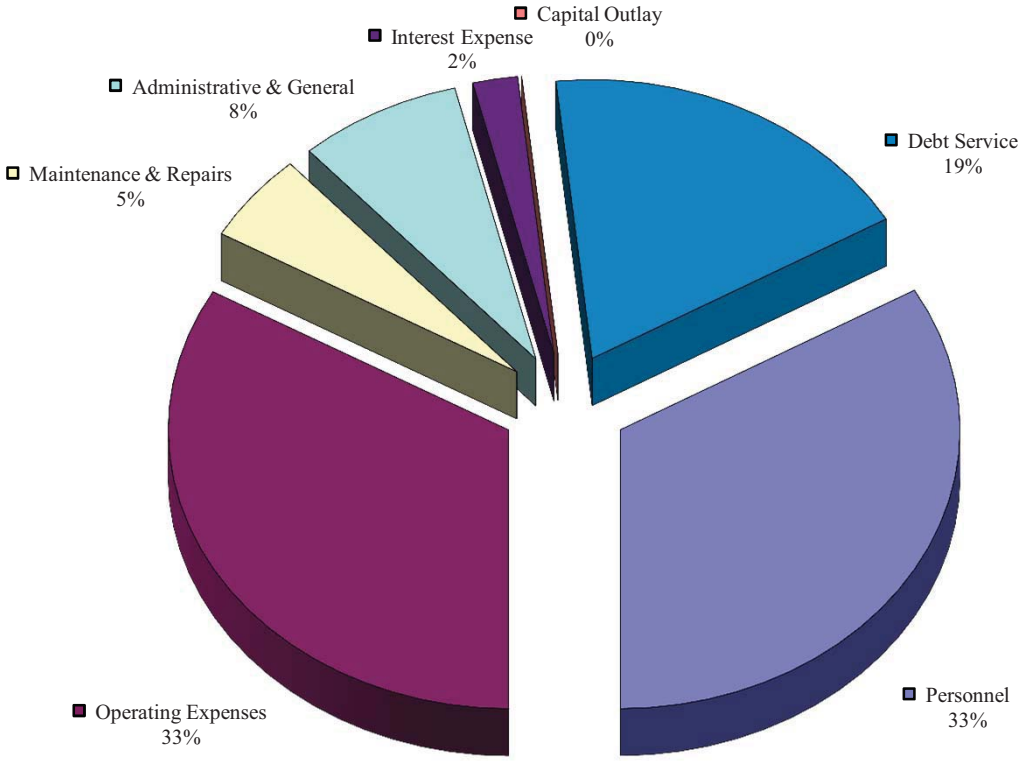

Expenses	FY 2011 Actual	FY 2012 Budget	FY 2013 Budget
Personnel	468,566	535,825	539,781
Operating Expenses	586,862	496,813	538,736
Maintenance & Repairs	64,231	90,526	83,346
Administrative & General	108,765	125,006	125,936
Total Operating Expenses	**1,228,424**	**1,248,170**	**1,287,798**
Interest Expense	87,993	40,268	34,552
Capital Outlay		18,000	
Debt Service	188,795	296,761	297,588
Grand Total Expenses	**1,505,212**	**1,603,199**	**1,619,938**

(This page was intentionally left blank)

Port Lavaca Water Treatment Plant Division
Operating Plan for Fiscal Year Ending 8/31/13

BACKGROUND

The GBRA Port Lavaca Water Treatment Plant is a surface water treatment plant that supplies the City of Port Lavaca, the Calhoun County Rural Water Supply Division, and the Port O'Connor Municipal Utility District (POC MUD) with treated drinking water for residential and commercial use. The City of Port Lavaca contracted with GBRA in 1968 for the delivery of treated drinking water, and the Plant was constructed and became operational in 1970. Shortly thereafter, the Calhoun County Rural Water System began receiving water. In October 2000, the Port O'Connor Municipal Utility District completed construction of a new water main to the Plant and became a 3rd contract customer. Many of the residential and commercial customers in Port O'Connor were former customers of the Rural Water System and had received treated water from the Plant. The source raw water for the Plant is delivered from the Guadalupe River through GBRA's Water Supply Division and the Calhoun Canal System. The City of Port Lavaca, the Rural Water System, and the POC MUD also contract with the Water Supply Division of GBRA for stored water from Canyon Reservoir to supplement supplies during times of drought.

This Work Plan and Budget describes the operations, maintenance and capital additions to be performed during the FY 2013. The objective is to provide a safe and dependable supply of treated water at a reasonable cost and in compliance with all state and federal water quality standards. The Plant's capacity was expanded in 1993 to produce a "nameplate" peak capacity of six million gallons per day (6 MGD), to meet the structural requirements of the State of Texas and the increasingly strict requirements of the federal Safe Drinking Water Act. The clarity and pathogen reduction risk "log" measurement of the treated water produced by the Plant significantly exceed (are better than) current federal standards and closely approach the ultimate objective of optimized treatment considered desirable by industry experts. Testing of the raw water source for the "crypto" spore pathogen was concluded in 2008 (the EPA's LT2 Surface Water Monitoring Program) and allowed GBRA to assume a "Bin 1" (low risk) position. Required monthly sampling and testing continues to show that the plant process is providing the required reduction of total organic carbon (TOC) in the source water. The challenge for all drinking water treatment plants continues to lie in the prevention of waterborne diseases through optimum settling, filtration, and disinfection of the source water, while simultaneously minimizing disinfection byproducts. These goals are not always mutually supportive. Even so, the high quality of the drinking water produced by the GBRA Port Lavaca Water Treatment Plant and the capabilities of its staff provide confidence that applicable drinking water regulations will continue to be met.

Chloramines, a compound of chlorine and ammonia, is used as the primary disinfecting agent in the plant's treatment process. In recent years, "free" chlorine has been substituted for chloramines as a system disinfectant for a brief period of time during the summer months, as recommended by TCEQ (Texas Commission on Environmental Quality) to reduce ammonia levels in the distribution systems. Required documentation for the federal government's risk management program for hazardous substances such as chlorine gas was comprehensively updated in fiscal year 2010 by the GBRA supervisory staff, upon the advice and guidance of Municipal H2O Inc., a consulting firm specializing in the requirements for this EPA program. This effort was rewarded when the Environmental Protection Agency conducted a detailed inspection of the RMP records and chlorine feed facilities in July 2010, subsequently issuing a very positive report with no included fines for any deficiencies.

In fiscal year 2008, a comprehensive study reviewed the potential for increased growth in the southern areas of Calhoun County. The total number of retail connections served by the Plant was nearing

the theoretical limit imposed by the federal standard, with new or planned residential developments expected to continue a pattern of incremental growth in the number of customers served. Because the Plant continued to handle all demand very efficiently, an expansion of the plant would have yielded little in terms of benefits for the substantial funding required. Therefore GBRA, in consultation with the City of Port Lavaca and the Calhoun County Rural Water Corporation's Board of Directors, contracted with Malcolm Pirnie Engineering for a study of actual distribution system demand as compared to the standard requirement of 0.6 gallons per minute per connection. This effort proved quite successful, with the reduced demand factors being officially approved by the TCEQ. Re-rating of the Treatment Plant itself in terms of total demand placed upon the facility was also completed in June 2010 with TCEQ approving a lower demand formula for total connections served. An established "equivalency ratio" allows a continuing analysis of plant demand as compared to wholesale customers' contractual entitlement. In 2011, the city of Port Lavaca increased its daily contractual commitment in order to fully comply with the TCEQ requirement for coverage of consumer demand.

The Plant will be managed by the Operations Manager - Lower Basin and supervised by the Manager of Port Lavaca Operations. Employees of the Division are responsible for daily operating and maintenance activities. The Plant is operated and maintained by a Chief Operator, four shift Operators, and a Maintenance Crew Chief. A Maintenance Technician will provide instrumentation and electrical expertise. A Secretary will assist in the performance of administrative tasks. Several of these employees also work in the two other divisions or businesses of GBRA that are headquartered at GBRA's Port Lavaca office.

REVENUE SOURCES AND TRENDS

Each wholesale customer receiving a drinking water supply from the GBRA Port Lavaca Water Treatment Plant pays a pro-rata share of the total operating expenses of the plant. This arrangement provides that GBRA does not over-recover nor under-recover the costs of operating the plant. Revenue from the pro-rata shares reflect plant operating costs that may in turn be impacted by outside variables including stricter regulatory requirements. Even so, budgeted revenues from year to year have been reasonably stable. The FY 2013 revenue is budgeted at $1,631,518 which compares to the FY 2012 revenue budget of $1,620,779.

A severe drought struck this area (and most of Texas) in 2011 with rainfall totals for the year approximately 25% of normal, leading to record drinking water consumption by the three wholesale customers. In addition, there was a resale of water by the City of Port Lavaca to an industrial business for a short period of time. While more normal weather has returned, the plant remains vigilant and somewhat expectant that drier weather will be more the norm than the exception. On a brighter note, each entity increased its retail sales to consumers for a better bottom line with regard to utility revenues. The budget, for the first time in several years, recognizes a modest increase in annual demand. Total treated water purchases by the City of Port Lavaca is forecast at 510.00 million gallons compared to the previous year of 500.00 million gallons. The Port O'Connor Municipal Utility District will purchase an estimated 120.00 million gallons of treated water compared to the previous forecast of 107.10 million gallons. The Calhoun County Rural Water Supply System will purchase an estimated 89.53 million gallons of treated water, based on that Division's forecast of customer connections in the new fiscal year, and as compared to the prior forecast of 87.37 million gallons. The total treated water forecast by the Plant for all three wholesale customers sums to 719.53 million gallons or an average of 1.97 million gallons per day, compared to 1.90 MGD in the fiscal year 2012 forecast. The raw source or feed water delivered to the Plant by the Calhoun Canal Division for all three customers for treatment to potable drinking quality will cost 15¢ per 1000 gallons, an increase from the previous year's raw water rate of 14¢. Raw water delivered from the GBRA Canal Division for the three wholesale customers as metered at the Plant's intake will total an estimated 755.40 million gallons (was 731.02 million gallons).

CAPITAL ADDITIONS AND OPERATING EXPENDITURES

Significant operating expenses for the upcoming Fiscal Year include $105,012 for power and utilities (was $96,852). The increase in power forecasting is due to increased pumping for the greater forecast volume and a slight contingency for the need to negotiate a new power contract for the 4th quarter. Fluoride is added at the rate recommended by the dentistry profession for this geographical area. Aluminum sulfate is another significant expense. "Alum" is the primary coagulant for settling out raw water turbidity, and experience continues to teach that clarity and palatability of the water depend greatly on excellent settling– best achieved in a conventional treatment plant by providing optimum feed and proper mixing of the coagulants. Alum is budgeted at $132,000, significantly increased from $100,008 for the previous year, based on the previous year's cost overrun that occurred from greater demand and increased dosage during the very dry conditions. Powdered activated carbon is also used from time to time to control taste and odor and to further enhance palatability of the finished water. The use of copper sulfate for this purpose has been reduced, due to regulatory constraints. The GBRA Regional Laboratory in Seguin performs bacteriological testing of the finished water. The completion of all testing performed at this lab or the Treatment Plant's on-site lab or by certified labs will cost an estimated $14,712, unchanged from the current year. This includes ongoing quarterly testing for disinfection byproducts (trihalomethanes and halo-acetic acids).

Employee training will continue in order to maintain technical competence and to enhance knowledge of pending rules and regulations pertaining to drinking water production and quality. Training will include courses to upgrade or maintain the required surface water treatment licenses issued by the State of Texas.

A new 1.0 million gallon clearwell, a pre-stressed concrete unit, was constructed in 2008 and has performed well to date. A new cathodic protection system was installed on the old steel clearwell to prevent further corrosion. A comprehensive study for repair or replacement or razing (demolishing) of the old clearwell, a welded steel unit, has been completed. Action for final disposition has been deferred, pending further discussion with wholesale customers. A new roof will be authorized for the high-service pump building.

FUND BALANCE

Funds for the above listed capital addition and maintenance projects, as well as all of the other operating expenditures that are summarized in the following pages, will be provided by revenues from the City of Port Lavaca, the Calhoun County Rural Water Supply Division, and the Port O'Connor MUD. Because the GBRA Port Lavaca Water Treatment Plant utilizes cost-of-service contract operations in which GBRA does not over-recover nor under-recover its costs, the net increase in the fund balance shown in the budget amounts to only $120.

GUADALUPE-BLANCO RIVER AUTHORITY
WORKPLAN AND BUDGET
FISCAL YEAR ENDING AUGUST 31, 2013

060 - PORT LAVACA WTP

	FY 2012 BUDGET	FY 2013 BUDGET	FY 2012-2013 DIFFERENCE
OPERATING REVENUES			
WATER SALES & LAKE OPERATIONS:			
PL-RAW WATER PURCHASES	73,682	78,948	5,266
PL-PLANT O & M INCOME	672,933	721,764	48,831
PL-PLANT A & G INCOME	82,404	86,582	4,178
R/W-RAW WATER PURCHASE	12,876	14,136	1,260
PL-CREDIT INTEREST EARN.	(1,800)	(1,800)	
R/W-PLANT O&M INCOME	128,265	141,486	13,221
R/W-PLANT A&G INCOME	15,707	16,972	1,265
R/W-ADDS. TO PLANT & EQUIP	5,346	2,165	(3,181)
PL-DEBT SERVICE	183,535	204,953	21,418
R/W-DEBT SERVICE	53,839	56,600	2,761
PL-CREDIT-INT EARN.I&S FD	(1,020)	(1,020)	
PL-ADDS. TO PLANT & EQUIP	22,515	9,578	(12,937)
POC-RAW WATER PURCHASES	15,778	18,948	3,170
POC-PLANT O&M INCOME	219,630	186,580	(33,050)
POC-PLANT A&G INCOME	26,895	22,382	(4,513)
POC-DEBT SERVICE	99,655	70,587	(29,068)
POC-ADDS. TO PLANT & EQUIP	10,539	2,657	(7,882)
Total WATER SALES & LAKE OPERATIONS	**1,620,779**	**1,631,518**	**10,739**
TOTAL OPERATING REVENUES	**1,620,779**	**1,631,518**	**10,739**
OPERATING EXPENSES			
STAFF TECHNICAL ASSISTANCE	24,176	21,574	(2,602)
SUPERVISION	37,489	38,370	881
LABOR	242,456	244,864	2,408
Total OPERATING SALARIES & WAGES	**304,121**	**304,808**	**687**
EMPLOYEE EXPENSES & BENEFITS:			
EMPLOYEES' TRAVEL	3,600	3,600	
EMPLOYEE BENEFITS	153,417	154,557	1,140
Total EMPLOYEE EXPENSES & BENEFITS	**157,017**	**158,157**	**1,140**
OPERATING SUPPLIES & SERVICES:			
TRUCK OPERATING EXPENSES	3,900	3,900	
BUILDING RENTAL	2,112	2,112	
PUBLIC INFORMATION	1,080	1,080	
DUES AND MEMBERSHIPS	864	864	

GUADALUPE-BLANCO RIVER AUTHORITY
WORKPLAN AND BUDGET
FISCAL YEAR ENDING AUGUST 31, 2013

060 - PORT LAVACA WTP

	FY 2012 BUDGET	FY 2013 BUDGET	FY 2012-2013 DIFFERENCE
PUBLICATIONS AND BOOKS	720	720	
SMALL TOOLS EXPENSE	960	960	
TRACTORS AND EQUIPMENT	1,260	1,260	
UNIFORMS AND LAUNDRY	3,600	3,600	
PROCESS/SPECIAL OPERATING	1,440	1,440	
TRAINING EXPENSES	3,996	3,996	
SAFETY & EMERG. EXPENSES	3,600	3,600	
SECURITY EXPENSE		240	240
POWER AND UTILITIES	96,852	105,012	8,160
OPERATING CHEMICALS	10,000	10,000	
CHLORINE	16,824	16,824	
ACTIVATED CARBON	2,400	2,400	
FLOURIDE	14,000	14,000	
POTASSIUM PERMANGANATE		1,200	1,200
AMMONIA	18,600	18,600	
ALUM/FERRIC	100,008	132,000	31,992
LAB SUPPLIES & EXPENSES	14,712	14,712	
PROFESSIONAL FEES	6,000	3,600	(2,400)
CONTRACT LABOR	15,000	12,000	(3,000)
INSPECTION FEES	360	360	
COMMUNICATIONS	4,212	4,212	
OFFICE SUPPLIES & EXPENSES	5,376	3,360	(2,016)
COMPUTER SUPPLIES & SERVICE	5,676	5,676	
BANK SERVICE FEES	1,200	1,200	
INSURANCE EXPENSE	56,125	55,376	(749)
MISCELLANEOUS EXPENSES	3,600	2,400	(1,200)
Total OPERATING SUPPLIES & SERVICES	**394,477**	**426,704**	**32,227**
MAINTENANCE & REPAIR			
LABOR	74,687	76,815	2,128
MATERIAL	28,434	27,546	(888)
SERVICES	62,092	55,800	(6,292)
Total MAINTENANCE & REPAIR	**165,213**	**160,161**	**(5,052)**
TOTAL OPERATING & MAINTENANCE	**1,020,828**	**1,049,831**	**29,003**
ADMINISTRATIVE & GENERAL:			
A & G EXPENSES	125,006	125,936	929

GUADALUPE-BLANCO RIVER AUTHORITY
WORKPLAN AND BUDGET
FISCAL YEAR ENDING AUGUST 31, 2013

060 - PORT LAVACA WTP

	FY 2012 BUDGET	FY 2013 BUDGET	FY 2012-2013 DIFFERENCE
Total ADMINISTRATIVE & GENERAL	**125,006**	**125,936**	**929**
WATER PURCHASES/DELIVERY:			
INTERDIVISION WATER PURCH	102,336	112,032	9,696
Total WATER PURCHASES/DELIVERY	**102,336**	**112,032**	**9,696**
TOTAL OPERATING EXPENSES	**1,248,170**	**1,287,798**	**39,628**
NET OPERATING INCOME	**372,609**	**343,720**	**(28,889)**

GUADALUPE-BLANCO RIVER AUTHORITY
WORKPLAN AND BUDGET
FISCAL YEAR ENDING AUGUST 31, 2013

060 - PORT LAVACA WTP

	FY 2012 BUDGET	FY 2013 BUDGET	FY 2012-2013 DIFFERENCE
OPERATING REVENUES	1,620,779	1,631,518	10,739
OPERATING EXPENSES	(1,248,170)	(1,287,798)	(39,628)
NET OPERATING INCOME	**372,609**	**343,720**	**(28,889)**
NON-OPERATING REVENUES (EXPENSES)			
INTEREST INCOME:			
INT ON OPERATING FUNDS	120	120	
INT ON FULLY FUNDED ACCTS	1,800	1,800	
INT ON I & S FUND	1,020	1,020	
Total INTEREST INCOME	**2,940**	**2,940**	
INTEREST & BANK FEES:			
INT ON REVENUE BONDS	(25,376)	(19,804)	5,572
INT ON CLEARWELL LOAN	(14,892)	(14,748)	144
Total INTEREST & BANK FEES	**(40,268)**	**(34,552)**	**5,716**
TOTAL NON-OPERATING REVENUES (EXPENSES)	**(37,328)**	**(31,612)**	**5,716**
CHANGE IN NET ASSETS	**335,281**	**312,108**	**(23,173)**
INTERFUND LOANS			
DEBT CAPITAL			
TOTAL FUNDS AVAILABLE	**335,281**	**312,108**	**(23,173)**
PURCHASES OF FIXED ASSETS			
AUTO & HEAVY EQUIPMENT	18,000		(18,000)
Total PURCHASES OF FIXED ASSETS	**18,000**		**(18,000)**
WORK IN PROGRESS			
WIP-OPERATING	20,400	14,400	(6,000)
Total WORK IN PROGRESS	**20,400**	**14,400**	**(6,000)**

GUADALUPE-BLANCO RIVER AUTHORITY
WORKPLAN AND BUDGET
FISCAL YEAR ENDING AUGUST 31, 2013

060 - PORT LAVACA WTP

	FY 2012 BUDGET	FY 2013 BUDGET	FY 2012-2013 DIFFERENCE
DEBT SERVICE			
BONDS PAID	287,653	288,336	683
LOANS PAID	9,108	9,252	144
Total DEBT SERVICE	**296,761**	**297,588**	**827**
TOTAL FUNDS APPLIED	**335,161**	**311,988**	**(23,173)**
NET CHANGE IN FUND BALANCE	**120**	**120**	**0**

GUADALUPE-BLANCO RIVER AUTHORITY
WORKPLAN AND BUDGET
FISCAL YEAR ENDING AUGUST 31, 2013

060 - PORT LAVACA WTP

	FY 2012 BUDGET	FY 2013 BUDGET	FY 2012-2013 DIFFERENCE
SALARIES & WAGES DETAIL			
STAFF TECHNICAL ASSISTANCE:			
STA- SUPERVISION	15,731	12,608	(3,122)
STA- CLERICAL	8,446	8,966	520
Total STAFF TECHNICAL ASSISTANCE	**24,176**	**21,574**	**(2,602)**
SUPERVISION:			
SUPERVISION	37,489	38,370	881
Total SUPERVISION	**37,489**	**38,370**	**881**
OPERATING LABOR:			
CLERICAL	471	530	58
REG- OPERATING LABOR	207,669	209,884	2,215
CLR- OPERATING LABOR	11,356	11,571	216
OVT- OPERATING LABOR	22,960	22,879	(81)
Total OPERATING LABOR	**242,456**	**244,864**	**2,408**
MAINTENANCE & REPAIR			
M&R-LABOR:			
REG/LBR- OTHER	69,642	71,332	1,690
Total M&R-LABOR	**69,642**	**71,332**	**1,690**
M&R-OVERTIME:			
OVT/LBR- OTHER	5,044	5,483	439
Total M&R-OVERTIME	**5,044**	**5,483**	**439**
Total MAINTENANCE & REPAIR	**74,687**	**76,815**	**2,128**
WORK IN PROGRESS			
PROJECT DEVELOPMENT			
TOTAL SALARIES & WAGES	**378,808**	**381,623**	**2,815**

GUADALUPE-BLANCO RIVER AUTHORITY
WORKPLAN AND BUDGET
FISCAL YEAR ENDING AUGUST 31, 2013

060 - PORT LAVACA WTP

	FY 2012 BUDGET	FY 2013 BUDGET	FY 2012-2013 DIFFERENCE
MAINTENANCE & REPAIR DETAIL			
LABOR:			
REG/LBR- OTHER	69,642	71,332	1,690
OVT/LBR- OTHER	5,044	5,483	439
Total LABOR	**74,687**	**76,815**	**2,128**
MATERIAL:			
M&R/MAT- YARD & GROUNDS	240	240	
M&R/MAT- BUILDING	1,620	1,620	
M&R/MAT- STRUCT MAINTENAN	600	600	
M&R/MAT- PUMPS	600	600	
M&R/MAT- CHEM FEED EQUIP	3,240	3,240	
M&R/MAT- PROCESS CONTROL	840	840	
M&R/MAT- TRF PUMP CONTROL	1,020	1,020	
M&R/MAT- VALVES	780	780	
M&R/MAT- BIOSOLIDS LINE/DITC	600	600	
M&R/MAT- METERS (REMOTE EQP)	960	960	
M&R/MAT- PONDS/RESERVOIR	1,002	1,002	
M&R/MAT- FILTERS & SURFACE WSH	2,484	2,484	
M&R/MAT- MOTORS	2,400	2,400	
M&R/MAT- SETT.BASIN EQUIP	3,408	2,400	(1,008)
M&R/MAT- TRUCKS	240	120	(120)
M&R/MAT- CHLORAMINES	2,400	2,400	
M&R/MAT- TOOLS & EQUIP	600	600	
M&R/MAT- ELECTRICAL	1,200	1,200	
M&R/MAT- PLANT ROAD	120	120	
M&R/MAT- TECHNICIAN'S TRK		240	240
M&R/MAT- 4 INCH PUMP	360	360	
M&R/MAT- FLOURIDE EQUIP	480	480	
M&R/MAT- SCADA PL	1,800	1,800	
M&R/MAT- SCADA POC	1,440	1,440	
Total MATERIAL	**28,434**	**27,546**	**(888)**
SERVICES:			
M&R/SER- YARD & GROUNDS	960	960	
M&R/SER- BUILDING	6,600	6,600	
M&R/SER- STRUCT MAINTENAN	1,800	1,800	
M&R/SER- PUMPS	7,200	7,200	
M&R/SER- CHEM FEED EQUIP	660	660	
M&R/SER- PROCESS CONTROL	240	240	
M&R/SER- TRF PUMP CONTROL	600	600	
M&R/SER- VALVES	2,040	2,040	
M&R/SER- BIOSOLIDS LINE/DITC	1,008	1,008	

GUADALUPE-BLANCO RIVER AUTHORITY
WORKPLAN AND BUDGET
FISCAL YEAR ENDING AUGUST 31, 2013

060 - PORT LAVACA WTP

	FY 2012 BUDGET	FY 2013 BUDGET	FY 2012-2013 DIFFERENCE
M&R/SER- METERS(REMOTE EQP	1,200	1,200	
M&R/SER- HAUL TRASH	792	792	
M&R/SER- PONDS/RESERVOIR	2,400	2,400	
M&R/SER- FILTERS & SURFACE WSH	480	480	
M&R/SER- MOTORS	2,400	2,400	
M&R/SER- SETT.BASIN EQUIP	10,992	6,600	(4,392)
M&R/SER- TRUCKS	600	480	(120)
M&R/SER- CHLORAMINES	2,400	2,400	
M&R/SER- TOOLS & EQUIP	480	480	
M&R/SER- CLEARWELL	1,800	2,400	600
M&R/SER- RADIO EQUIPMENT	240	240	
M&R/SER- ELECTRICAL	1,200	1,200	
M&R/SER- PLANT ROAD	4,600	2,400	(2,200)
M&R/SER- TECHNICIAN'S TRK	600	1,440	840
M&R/SER- 4 INCH PUMP	720	720	
M&R/SER- FLOURIDE EQUIP	1,080	1,080	
M&R/SER- EMERG.GENERATOR	4,800	3,780	(1,020)
M&R/SER- SCADA PL	1,800	1,800	
M&R/SER- SCADA POC	1,440	1,440	
M&R/SER- OTHER	960	960	
Total SERVICES	**62,092**	**55,800**	**(6,292)**
TOTAL MAINTENANCE & REPAIR	**165,213**	**160,161**	**(5,052)**

GUADALUPE-BLANCO RIVER AUTHORITY
WORKPLAN AND BUDGET
FISCAL YEAR ENDING AUGUST 31, 2013

060 - PORT LAVACA WTP

	FY 2012 BUDGET	FY 2013 BUDGET	FY 2012-2013 DIFFERENCE
WIP - OPERATING			
CLEARWELL #1 REHAB-SERVICE	2,400	2,400	
Total	**2,400**	**2,400**	
NEW ALUM TANK-SERVICE	18,000		(18,000)
Total	**18,000**		**(18,000)**
PUMP ROOF REHAB-SERVICE		12,000	12,000
Total		**12,000**	**12,000**
TOTAL WIP - OPERATING	**20,400**	**14,400**	**(6,000)**

CALHOUN COUNTY RURAL WATER SUPPLY DIVISION
WORK PLAN AND BUDGET

Fiscal Year Ending August 31, 2013

Sewer tap installation at Crestview

Rural Water

The system purchases treated water from the GBRA Port Lavaca Water Treatment Plant and provides retail water service to residents of rural areas in Calhoun County. This division operates approximately 75 miles of pipeline for the delivery and distribution of potable drinking water, plus storage and pumping facilities. The primary areas of operation are the communities of Alamo Beach, Indianola, and Magnolia Beach in the south-central area of the county, and the Six Mile community in the county's northwestern area. Limited fire protection is provided by the presence of fire-water hydrants in select areas that are available for the use by area fire departments. All treated water meets federal and state water quality standards. In February 1999, GBRA Rural Water System began operating the Crestview wastewater plant and collection system. This collection system services a small rural subdivision.

Established in 1970 by a rural citizens group working in conjunction with GBRA, the Calhoun County Rural Water Supply Corporation evolved to meet the needs of rural residents for an adequate supply of high quality drinking water. Its development followed closely on the heels of the initial drinking water contract that GBRA wrote with the City of Port Lavaca, which allowed the construction of the GBRA Port Lavaca Water Treatment Plant in 1968-1970. A charter membership was established, and the Corporation contracted with the Calhoun County Rural Water Supply System, an operating division of GBRA, for construction and operation of the necessary facilities. The initial construction was financed by the Farmers Home Administration. All of the rural water infrastructure and related assets are the property of GBRA. The Corporation's Board of Directors works closely with the GBRA's staff and the GBRA Board of Directors to execute the ongoing mission of service to rural residents.

In July 2000, the Municipal Utility District of Port O'Connor purchased the GBRA portion of the Rural Water System in the town of Port O'Connor and began to operate independently. However, the District remains a wholesale customer of the GBRA treatment plant. The sale allowed GBRA to retire the original Farmers Home debt.

Customer services include water loss monitoring, leak detection and repair, water conservation education, and water quality information and testing. It also assists local governments with planning, design, acquisitions, and grant applications to help expand the system and customer base.

- Service Provided: Water distribution
- Location: Port Lavaca, TX
- Startup Operation Date: April 2, 1973
- Service Area: Calhoun County, TX
- Budgeted Water Distributed: 85,948,000 gal
- # of Current Employees: 4
- Budgeted Revenue: $1,013,692

Calhoun County RWS Division Organizational Chart

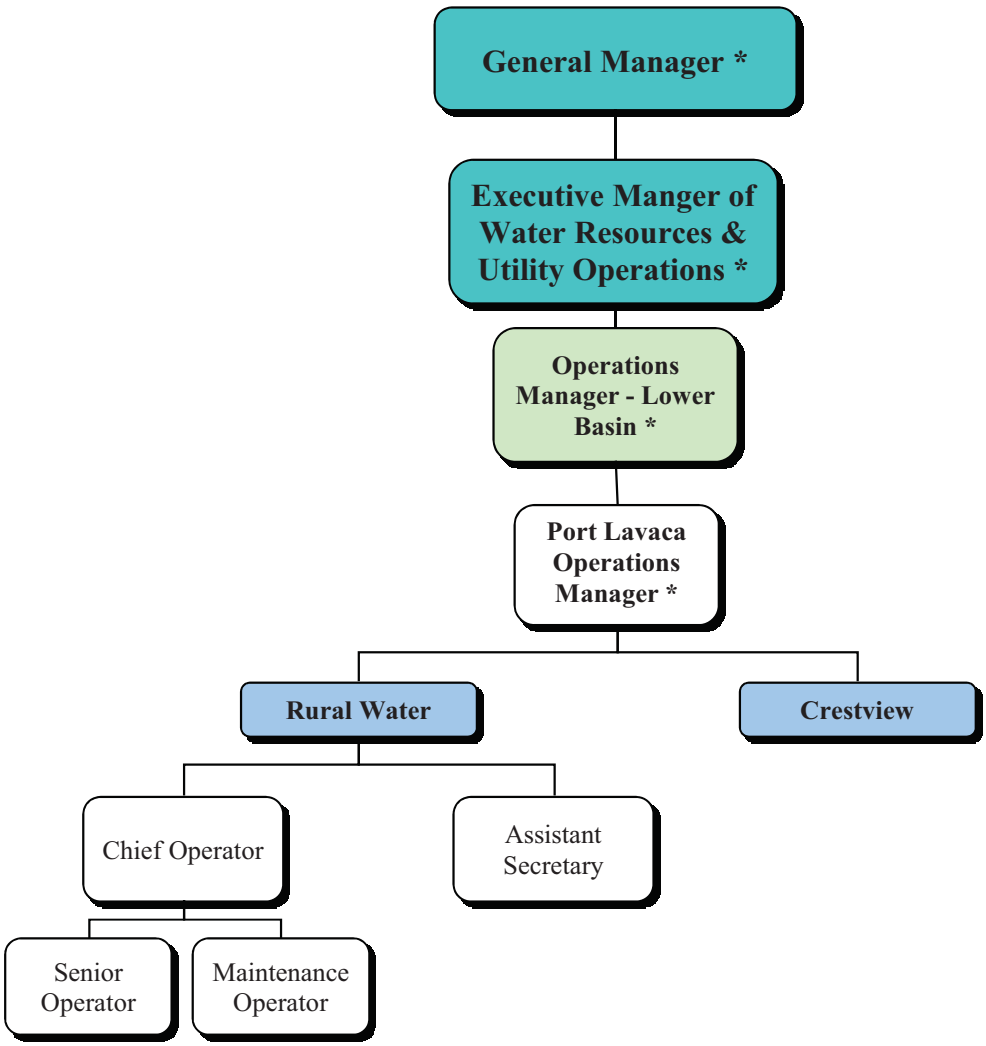

* GBRA employee from another Division

Staffing Summary

Rural Water	# of Authorized Positions (FTE)		
	2011	2012	2013
Chief Operator	1	1	1
Senior Operator	1	1	1
Maintenance Operator	1	1	1
Assistant Secretary	1	1	1
Total	**4**	**4**	**4**

Changes from FY 2011 to FY 2012
No staffing changes for this division.

Changes from FY 2012 to FY 2013
No staffing changes for this division.

Budget Summary

Division: **Rural Water**

Description

The Calhoun County Rural Water Supply Division operates and maintains a treated water distribution system to supply unincorporated areas of Calhoun County.

Objectives

In order to fulfill the requirements of the mission statement, the Division's operating plan contains the following goals and objectives.

WATER RESOURCE MANAGEMENT GOAL

To … maintain the excellent water loss statistics for the Rural System, while continuing to probe for minor losses south of the Plant.

WATER QUALITY GOAL

To … participate with the GBRA Water Treatment Plant in the summer disinfectant transition to free chlorine, while continuing to meet byproduct contaminant standards.

PUBLIC SERVICES GOAL

To … provide limited and closely monitored payment plans for new members that will allow them to establish GBRA rural water service on their properties.

ECONOMIC DEVELOPMENT GOAL

To … explore the implementation of an modified rate structure that assigns more of the water delivered to customers to a block rate, rather than the minimum base.

TECHNICAL ASSISTANCE AND SUPPORT GOAL

To … continue to provide courteous and excellent customer service in the field while responding to questions or concerns by customers about their private water systems, or guiding them to appropriate avenues of assistance.

COMMUNICATION AND EDUCATION

To … provide more awareness of hurricane preparedness and the hazards of cross-connections, through use of the monthly bill's "bulletin board".

Budget Summary

REVENUES - Rural Water

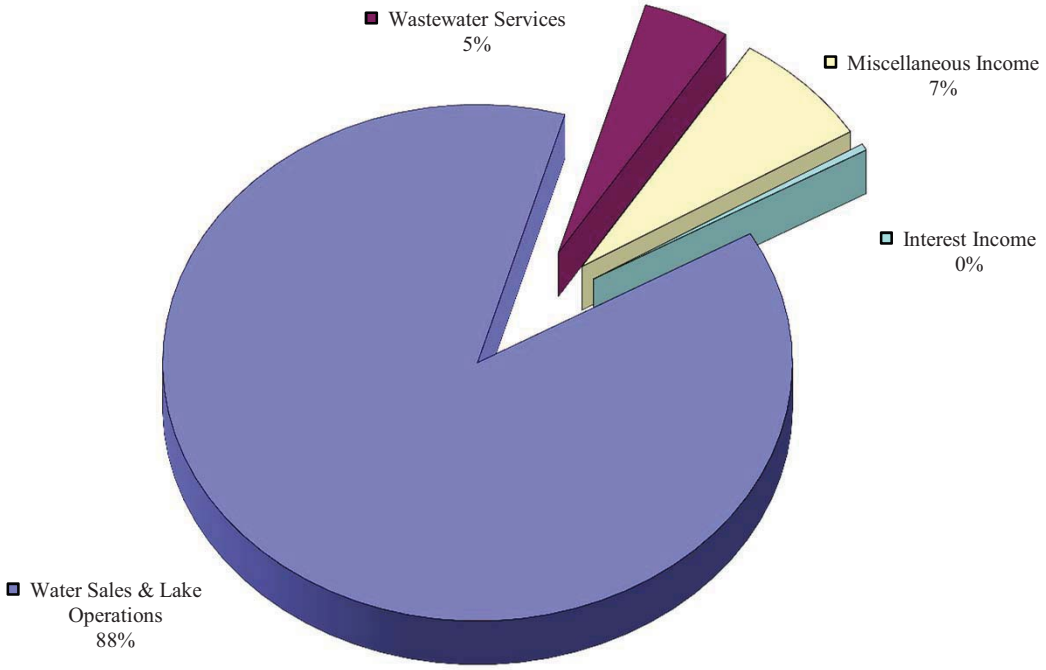

Revenues	FY 2011 Actual	FY 2012 Budget	FY 2013 Budget
Pollution & Industrial Financing			
Power Sales			
Water Sales & Lake Operations	832,183	828,108	893,900
Recreation & Land Use			
Wastewater Services	38,626	41,184	45,360
Laboratory Services			
Rentals			
Administrative & General			
Miscellaneous Income	80,415	83,016	74,432
Total Operating Revenue	**951,224**	**952,308**	**1,013,692**
Interest Income	3,829	4,272	4,272
Grand Total Revenues	**955,053**	**956,580**	**1,017,964**

Budget Summary

EXPENSES - Rural Water

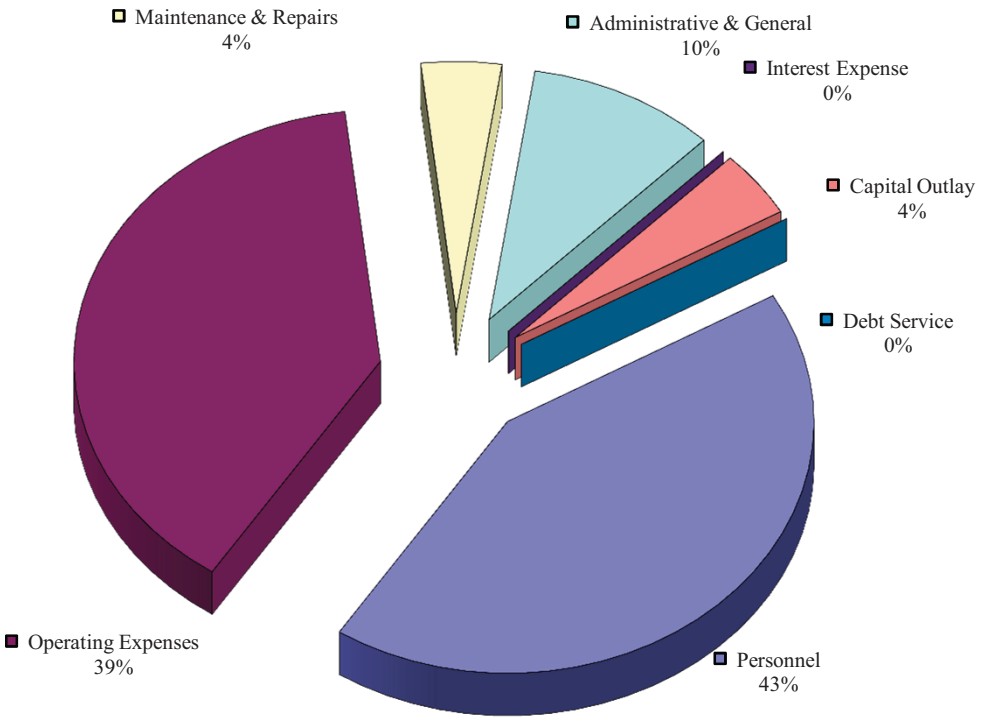

Expenses	FY 2011 Actual	FY 2012 Budget	FY 2013 Budget
Personnel	387,916	419,257	435,029
Operating Expenses	351,975	368,357	397,513
Maintenance & Repairs	61,338	53,440	43,420
Administrative & General	90,893	98,121	101,825
Total Operating Expenses	**892,121**	**939,174**	**977,788**
Interest Expense			
Capital Outlay	43,964		44,000
Debt Service			
Grand Total Expenses	**936,085**	**939,174**	**1,021,788**

(This page was intentionally left blank)

Calhoun County Rural Water Supply Division
Operating Plan for Fiscal Year Ending 8/31/13

BACKGROUND

The Calhoun County Rural Water Supply Division of GBRA purchases treated water from GBRA's Port Lavaca Water Treatment Plant (PLWTP) and provides retail water service to customers in rural areas of Calhoun County. These customers also form the membership of the Calhoun County Rural Water Supply Corporation, which is composed of the membership and an elected Board of Directors. The Corporation was formed as a grass roots effort in 1970 to avail rural residents of the new treated water supplied by the PLWTP, by entering into a 40-year contract with GBRA, which contract expired in January 2011. To continue the representation of customers provided by the Corporation, a new "Agreement of Cooperation" was subsequently endorsed by GBRA and the Corporation.

In July 2000, all Rural Water customers in the town of Port O'Connor were transferred to the Port O'Connor Municipal Utility District (POC MUD) as part of the sale by GBRA of all distribution, pumping, and storage equipment in the town. Those rural water customers remaining following the POC MUD sale, as well as new customers since that time, are projected to total approximately 1340 customers in the new fiscal year and will receive potable water service from GBRA's Rural Water Division.

This Work Plan and Budget describes the operations, maintenance and capital additions to be accomplished by the GBRA Calhoun County Rural Water Supply Division during FY 2013. The objectives are to operate and maintain the Rural Water Division to meet the demand of customers with minimal service interruptions and to provide a safe supply of drinking water that meets or exceeds (is better than) all state and federal water quality standards. Reasonable progress has been achieved in the gradual rebuilding of the customer revenue base in rural Calhoun County, which had decreased due to the sale of the Port O'Connor portion of the system. Continued emphasis has been placed over the years on efficient water delivery to include water loss monitoring, early detection and repair of water line leaks, and water conservation efforts during the summer months when demand is greatest. Notwithstanding the goal of minimal percent of loss, the Division maintains a routine flushing program to insure that the water supply present in the mains is always fresh with minimum water main residence time. Even so, the percent of water lost is typically less than 5%, which is a particularly strong indicator of superior performance and economy. The Rural Water Division operates and maintains approximately 80 miles of delivery pipeline (water mains), two ground storage tanks, and two booster pump stations located at or near the Six-Mile and Indianola communities. A supervisory control and data acquisition (SCADA) system allow operators to closely monitor water flows and pressures throughout the distribution grid from Division headquarters at the GBRA Port Lavaca Water Treatment Plant.

The Division is managed by the Operations Manager - Lower Basin and supervised by the Manager of Port Lavaca Operations. The Division is operated and maintained by a Chief Operator, an Operator, and a Maintenance Crewman. A Maintenance Technician for the Port Lavaca Water Treatment Plant Division maintains the telemetry and electrical components of the system. An Assistant Secretary provides administrative and clerical assistance. The PLWTP Secretary supervises her work and provides expertise in the area of customer accounts. Management and staff meet quarterly with the Rural Water Corporation's Board of Directors to discuss operations and projects, and to review and endorse the work plan, budget, and rates. As previously noted, these Directors are elected by the membership (customers) to represent the various service areas of the Division.

REVENUE SOURCES AND TRENDS

The Rural Water Division receives revenue from three principal sources. The largest of the three sources represents retail sales for water provided to the Division's customers. Although this revenue source declined appreciably following the sale of the Port O'Connor portion of the system, revenues have gradually recovered as modest system expansions were completed. The FY 2013 water sales revenue budget is estimated at $893,900 based on the 1,340 customers receiving a total retail volume of treated water at their meters of 85.948 MG (million gallons). The monthly water rates that the Division charges will be, $36.00 for all water meter sizes as shown in the introductory section of the Work Plan & Budget. For the most common residential meter, the 5/8-inch meter, the rates for FY 2013 are as follows:

Monthly Minimum	$36.00	for 2,000 gallons	(was $35.00)
Over 2,000 gallons	$ 4.80	per 1,000 gallons	(was $4.30)

A second significant source of revenue is the combined membership and tap fees paid by new customers. The standard tap fee for a residential meter is based on estimated meter installation costs, including a maximum of 200 feet of additional distribution pipeline. The standard tap fee will remain at $1,000 and the membership fee will remain at $1,200 for FY 2012. These fees assist in the payment of costs related to expansions of the system for new customers, thereby furthering the system's mission of public service. The addition of 24 new connections is forecast for the system during FY 2013 to provide fee revenue of $52,800.

In April 2012, the City of Port Lavaca increased their unit rate for transmission of water to rural customers from 75¢ per 1,000 gallons to 100¢ (that is, $1.00). This pass-through or "wheeling" charge has increased steadily in recent years, and it has been deemed prudent and equitable to require that rural customers who are serviced with this wheeled water should directly cover at least a portion of this cost. About 50% of the customer base therefore, will experience this wheeling surcharge of 25¢ per 1000 gallons used, with the balance of wheeling costs supported by all customers, due to the economy of scale obtained from the larger base.

GBRA's Rural Water System began operating the Crestview wastewater plant and collection system in February 1999. This small plant provides a third source of revenue for the Division. The Crestview System will provide wastewater collection and treatment service for an estimated 54 customers at a rural subdivision in Calhoun County. This wastewater system is included with the Rural Water Division due to overlapping customer bases and the relatively small budget of the Crestview System. The revenue from the Crestview System is projected at $45,360 for FY 2013 based on a rate of $70 per unit per month, an increase in the monthly rate of $4 per month, considered necessary for cost recovery and efficient operation. See the remarks regarding wastewater system maintenance below.

CAPITAL ADDITIONS AND OPERATING EXPEDITURES

Significant operating expenses for the upcoming Fiscal Year include $4,272 in building rental charges paid to the Calhoun Canal System for use of office space, $4,500 for lab work, and $56,000 in transmission charges paid to the City of Port Lavaca for the use of its water mains at $1.00 per thousand gallons (was $36,000). This wheeling cost is significant but unavoidable and requires those customers receiving the "wheeled" water from the city mains, carry a portion of that expense, as discussed above. $13,500 is budgeted for office expenses including billing postage, phone use, and computer operations. $18,000 (was $24,000) is budgeted for operation of the Crestview wastewater system, based on total expenses incurred the prior fiscal year which includes hauling of spent sludge and e-coli testing. Beginning in 2012, the Rural Water staff purchased test equipment and began the sampling and reporting of e-coli testing on a weekly basis, to comply with new regulatory requirements issued by the TCEQ for systems utilizing coastal receiving waters.

The increase in the Crestview customer service rate mentioned previously is based on the necessity of heavy maintenance for the Crestview activated sludge process facility. Because this plant is constructed of steel plate and structural members, the protective coating (paint) was in need of refurbishing after 14 years of continuous service, and this required dewatering of a portion of the unit and hauling of the sludge to a regional plant during that time. Although the project was expensive, the rural water staff managed to do almost all of the work in-house, significantly easing the burden of cost for such a project. Subsequent repairs will include refurbishing of the walls of the chlorine contact chamber.

$238,424 is budgeted for water purchases. The cost of this water is a sum of the charges for raw water and stored water paid to the Water Resources Division and Rural Water's share of the Port Lavaca Water Treatment Plant's total cost of operation.

Employees of the Rural Water Division will participate in training to maintain technical competence and to insure compliance with pending rules of the federal Safe Drinking Water Act. Training will include courses to upgrade or maintain operating licenses issued by the State of Texas. Wastewater training is also included in order to properly operate and maintain the Crestview subdivision wastewater system.

Retail distribution systems must mail to individual consumers on an annual basis a Consumer Confidence Report (CCR) that provides water quality information to each household or business. This report is prepared jointly by personnel in GBRA's Port Lavaca and Seguin offices, and is mailed to all customers on or before July 1 of each year.

GBRA, in consultation with the City of Port Lavaca and the Calhoun County Rural Water Corporation's Board of Directors, contracted with Malcolm Pirnie Engineering in FY 2009 for a study of actual distribution system demand as compared to the standard requirement of 0.6 gallons per minute per connection. This effort proved quite successful, with the reduced demand factors now officially approved by the TCEQ.

In-house "mini-expansions" continue to prove their cost effectiveness by allowing incremental customer growth without the punishing expenditures associated with larger commercial contracting projects. For example, a firewater project for a large training complex under construction on state highway 35 was installed. In 2012, a decision was made to require developers to begin paying 1 or more monthly minimums in order to reserve meters for future customers. The most significant maintenance items are water lines, meters, and meter boxes at an estimated cost of $20,960 for materials and services. These items are now charged directly to the job event and no longer maintained in inventory, to reduce administrative costs.

FUND BALANCE

The fund balance was significantly impacted when GBRA and the POC MUD consummated the sale and purchase of that portion of the Rural Water Division. Over time, customer growth in other areas of the system has offset the loss of the Port O'Connor customer base. Funding of capital additions and operating expenditures as summarized in the following pages is normally provided by revenues from retail customer billings, as well as tap and membership fees. The fund balance after accounting for all budgeted sources and uses of funds for FY 2013 will be $676.

GUADALUPE-BLANCO RIVER AUTHORITY
WORKPLAN AND BUDGET
FISCAL YEAR ENDING AUGUST 31, 2013

070 - RURAL WATER

	FY 2012 BUDGET	FY 2013 BUDGET	FY 2012-2013 DIFFERENCE
OPERATING REVENUES			
WATER SALES & LAKE OPERATIONS:			
WATER SALES	828,108	893,900	65,792
Total WATER SALES & LAKE OPERATIONS	**828,108**	**893,900**	**65,792**
WASTEWATER SERVICES:			
SERVICE FEES-CRESTVIEW	41,184	45,360	4,176
Total WASTEWATER SERVICES	**41,184**	**45,360**	**4,176**
MISCELLANEOUS INCOME:			
MISCELLANEOUS REVENUES	9,600	20,000	10,400
CRESTVIEW TAP FEES	816	1,632	816
TAP FEES	33,000	24,000	(9,000)
MEMBERSHIP FEES	39,600	28,800	(10,800)
Total MISCELLANEOUS INCOME	**83,016**	**74,432**	**(8,584)**
TOTAL OPERATING REVENUES	**952,308**	**1,013,692**	**61,384**
OPERATING EXPENSES			
STAFF TECHNICAL ASSISTANCE	22,208	24,717	2,509
SUPERVISION	35,465	36,327	862
LABOR	178,127	183,971	5,844
Total OPERATING SALARIES & WAGES	**235,800**	**245,015**	**9,214**
EMPLOYEE EXPENSES & BENEFITS:			
EMPLOYEES' TRAVEL	1,500	1,500	
EMPLOYEE BENEFITS	120,421	124,968	4,547
Total EMPLOYEE EXPENSES & BENEFITS	**121,921**	**126,468**	**4,547**
OPERATING SUPPLIES & SERVICES:			
TRUCK OPERATING EXPENSES	5,520	5,520	
BUILDING RENTAL	4,272	4,272	
RIGHT-OF-WAY RENTALS	7,493	7,715	222
PUBLIC INFORMATION	900	900	
DUES AND MEMBERSHIPS	600	660	60
PUBLICATIONS AND BOOKS	240	240	
SMALL TOOLS EXPENSE	2,500	2,500	

GUADALUPE-BLANCO RIVER AUTHORITY
WORKPLAN AND BUDGET
FISCAL YEAR ENDING AUGUST 31, 2013

070 - RURAL WATER

	FY 2012 BUDGET	FY 2013 BUDGET	FY 2012-2013 DIFFERENCE
TRACTORS AND EQUIPMENT	1,800	1,500	(300)
UNIFORMS AND LAUNDRY	1,800	2,400	600
PROCESS/SPECIAL OPERATING	120	120	
TRANSMISSION CHARGES	36,000	56,000	20,000
BAD DEBT EXPENSE	600		(600)
TRAINING EXPENSES	1,200	1,800	600
SAFETY & EMERG. EXPENSES	2,100	2,100	
SECURITY EXPENSE	480	480	
POWER AND UTILITIES	6,600	7,020	420
LAB SUPPLIES & EXPENSES	4,500	4,500	
PROFESSIONAL FEES	600	600	
CONTRACT LABOR	360	360	
CRESTVIEW EXPENSES	24,000	18,000	(6,000)
INSPECTION FEES	2,800	2,800	
COMMUNICATIONS	3,600	3,600	
OFFICE SUPPLIES & EXPENSES	10,500	13,000	2,500
COMPUTER SUPPLIES & SERVICE	5,400	5,520	120
BANK SERVICE FEES	3,100	600	(2,500)
INSURANCE EXPENSE	14,541	14,508	(33)
MISCELLANEOUS EXPENSES	2,400	2,400	
Total OPERATING SUPPLIES & SERVICES	**144,026**	**159,115**	**15,089**
MAINTENANCE & REPAIR			
LABOR	61,536	63,547	2,012
MATERIAL	24,860	29,720	4,860
SERVICES	28,580	13,700	(14,880)
Total MAINTENANCE & REPAIR	**114,976**	**106,967**	**(8,008)**
TOTAL OPERATING & MAINTENANCE	**616,723**	**637,564**	**20,842**
ADMINISTRATIVE & GENERAL:			
A & G EXPENSES	98,121	101,825	3,704
Total ADMINISTRATIVE & GENERAL	**98,121**	**101,825**	**3,704**
WATER PURCHASES/DELIVERY:			
INTERDIVISION WATER PURCH	224,331	238,398	14,067

GUADALUPE-BLANCO RIVER AUTHORITY
WORKPLAN AND BUDGET
FISCAL YEAR ENDING AUGUST 31, 2013

070 - RURAL WATER

	FY 2012 BUDGET	FY 2013 BUDGET	FY 2012-2013 DIFFERENCE
Total WATER PURCHASES/DELIVERY	224,331	238,398	14,067
TOTAL OPERATING EXPENSES	939,174	977,788	38,613
NET OPERATING INCOME	13,134	35,904	22,771

GUADALUPE-BLANCO RIVER AUTHORITY
WORKPLAN AND BUDGET
FISCAL YEAR ENDING AUGUST 31, 2013

070 - RURAL WATER

	FY 2012 BUDGET	FY 2013 BUDGET	FY 2012-2013 DIFFERENCE
OPERATING REVENUES	952,308	1,013,692	61,384
OPERATING EXPENSES	(939,174)	(977,788)	(38,613)
NET OPERATING INCOME	**13,134**	**35,904**	**22,771**
NON-OPERATING REVENUES (EXPENSES)			
INTEREST INCOME:			
INT ON OPERATING FUNDS	4,200	4,200	
INT ON NOW ACCTS	72	72	
Total INTEREST INCOME	**4,272**	**4,272**	
TOTAL NON-OPERATING REVENUES (EXPENSES)	**4,272**	**4,272**	
CHANGE IN NET ASSETS	**17,406**	**40,176**	**22,771**
CHANGE IN RESTRICTED FUNDS		**22,000**	**22,000**
INTERFUND LOANS			
DEBT CAPITAL			
TOTAL FUNDS AVAILABLE	**17,406**	**62,176**	**44,771**
PURCHASES OF FIXED ASSETS			
AUTO & HEAVY EQUIPMENT		44,000	44,000
Total PURCHASES OF FIXED ASSETS		**44,000**	**44,000**
WORK IN PROGRESS			
WIP-OPERATING		17,500	17,500
Total WORK IN PROGRESS		**17,500**	**17,500**
DEBT SERVICE			
TOTAL FUNDS APPLIED		**61,500**	**61,500**
NET CHANGE IN FUND BALANCE	**17,406**	**676**	**(16,729)**

GUADALUPE-BLANCO RIVER AUTHORITY
WORKPLAN AND BUDGET
FISCAL YEAR ENDING AUGUST 31, 2013

070 - RURAL WATER

	FY 2012 BUDGET	FY 2013 BUDGET	FY 2012-2013 DIFFERENCE
SALARIES & WAGES DETAIL			
STAFF TECHNICAL ASSISTANCE:			
STA- SUPERVISION	10,975	13,082	2,108
STA- CLERICAL	11,233	11,634	401
Total STAFF TECHNICAL ASSISTANCE	**22,208**	**24,717**	**2,509**
SUPERVISION:			
SUPERVISION	33,536	34,345	809
SUP- CRESTVIEW	1,929	1,983	53
Total SUPERVISION	**35,465**	**36,327**	**862**
OPERATING LABOR:			
CLERICAL	254	310	56
REG- OPERATING LABOR	104,060	106,788	2,727
CLR- OPERATING LABOR	56,163	58,647	2,485
REG- CRESTVIEW LABOR	8,395	8,670	275
OVT- OPERATING LABOR	6,536	6,748	212
OVT- CRESTVIEW	2,719	2,807	88
Total OPERATING LABOR	**178,127**	**183,971**	**5,844**
MAINTENANCE & REPAIR			
M&R-LABOR:			
REG/LBR- CRESTVIEW	6,564	6,780	215
REG/LBR- OTHER	48,562	50,151	1,588
Total M&R-LABOR	**55,127**	**56,930**	**1,804**
M&R-OVERTIME:			
OVT/LBR- CRESTVIEW	272	281	9
OVT/LBR- OTHER	6,136	6,336	199
Total M&R-OVERTIME	**6,409**	**6,617**	**208**
Total MAINTENANCE & REPAIR	**61,536**	**63,547**	**2,012**
WORK IN PROGRESS			
PROJECT DEVELOPMENT			
TOTAL SALARIES & WAGES	**297,336**	**308,562**	**11,226**

GUADALUPE-BLANCO RIVER AUTHORITY
WORKPLAN AND BUDGET
FISCAL YEAR ENDING AUGUST 31, 2013

070 - RURAL WATER

	FY 2012 BUDGET	FY 2013 BUDGET	FY 2012-2013 DIFFERENCE
MAINTENANCE & REPAIR DETAIL			
LABOR:			
REG/LBR- CRESTVIEW	6,564	6,780	215
REG/LBR- OTHER	48,562	50,151	1,588
OVT/LBR- CRESTVIEW	272	281	9
OVT/LBR- OTHER	6,136	6,336	199
Total LABOR	**61,536**	**63,547**	**2,012**
MATERIAL:			
M&R/MAT- WATER LINES	5,640	5,640	
M&R/MAT- TOOLS &EQUIPMENT	900	900	
M&R/MAT- METERS	4,800	7,500	2,700
M&R/MAT- BACKFLOW PREVENT	120		(120)
M&R/MAT- TRUCKS	240	240	
M&R/MAT- TELEMETRY EQUIP	120	120	
M&R/MAT- RADIO EQUIPMENT	120	120	
M&R/MAT- STOCK BUILDING	600	600	
M&R/MAT- METER BOXES	5,000	6,500	1,500
M&R/MAT- PRSR TANKS &CONT	120	120	
M&R/MAT- VALVES	1,440	2,040	600
M&R/MAT- IND.BOOSTER STAT	120	120	
M&R/MAT- 6 MILE STATION	480	660	180
M&R/MAT- TRAILER	1,200	1,200	
M&R/MAT- 3/4 TON PICKUP	180	180	
M&R/MAT- OFFICE BUILDING	900	900	
M&R/MAT- TRACK HOE	240	240	
M&R/MAT- TRUCK	180	180	
M&R/MAT- BORING MACHINE	240	240	
M&R/MAT- TRACTORS	180	180	
M&R/MAT- CRESTVIEW	1,800	1,800	
M&R/MAT- OTHER	240	240	
Total MATERIAL	**24,860**	**29,720**	**4,860**
SERVICES:			
M&R/SER- WATER LINES	120	120	
M&R/SER- TOOLS &EQUIPMENT	440	440	
M&R/SER- METERS	1,200	1,200	
M&R/SER- BACKFLOW PREVENT	360	360	
M&R/SER- TRUCKS	2,400	480	(1,920)
M&R/SER- TELEMETRY EQUIP	120	120	
M&R/SER- RADIO EQUIPMENT	960	960	
M&R/SER- STOCK BUILDING	240	240	
M&R/SER- PUMPS AND MOTORS	180	600	420

GUADALUPE-BLANCO RIVER AUTHORITY
WORKPLAN AND BUDGET
FISCAL YEAR ENDING AUGUST 31, 2013

070 - RURAL WATER

	FY 2012 BUDGET	FY 2013 BUDGET	FY 2012-2013 DIFFERENCE
M&R/SER- IND.BOOSTER STAT	120	120	
M&R/SER- 6 MILE STATION	1,680	240	(1,440)
M&R/SER- TRAILER	720	660	(60)
M&R/SER- 3/4 TON PICKUP	2,100	1,200	(900)
M&R/SER- OFFICE BUILDING	1,320	1,320	
M&R/SER- TRACK HOE	180	660	480
M&R/SER- TRUCK	660	1,320	660
M&R/SER- BORING MACHINE	120	120	
M&R/SER- TRACTORS	300	300	
M&R/SER- DISINFECT EQUIP.	120		(120)
M&R/SER- CRESTVIEW	15,000	3,000	(12,000)
M&R/SER- OTHER	240	240	
Total SERVICES	**28,580**	**13,700**	**(14,880)**
TOTAL MAINTENANCE & REPAIR	**114,976**	**106,967**	**(8,008)**

GUADALUPE-BLANCO RIVER AUTHORITY
WORKPLAN AND BUDGET
FISCAL YEAR ENDING AUGUST 31, 2013

070 - RURAL WATER

	FY 2012 BUDGET	FY 2013 BUDGET	FY 2012-2013 DIFFERENCE
WIP - OPERATING			
OCEAN DRIVE UPGRADE-MATERIALS		17,500	17,500
Total		**17,500**	**17,500**
TOTAL WIP - OPERATING		**17,500**	**17,500**

GUADALUPE-BLANCO RIVER AUTHORITY
WORKPLAN AND BUDGET
FISCAL YEAR ENDING AUGUST 31, 2013

RURAL WATER

	FY 2013 BUDGET
AUTO & HEAVY EQUIPMENT	
KX121-3S TRACKHOE	44,000
Total AUTO & HEAVY EQUIPMENT	**44,000**
TOTAL CAPITAL ADDITIONS	**44,000**

COLETO CREEK DIVISION
WORK PLAN AND BUDGET

Fiscal Year Ending August 31, 2013

Coleto Creek Reservoir

The Coleto Creek Park and Reservoir, located midway between Victoria and Goliad, is a joint project between Coleto Creek Power, LP and the GBRA. At normal pool elevation it covers 3,100 surface acres with 61 miles of shoreline. The main purpose of the reservoir is to serve as a cooling pond for the Coleto Creek Power, LP's adjacent coal fired power plant. The reservoir is fed through four major creeks from a 507 square mile drainage basin. The average depth is eleven feet and the reservoir is maintained at a constant level except during drought conditions.

The reservoir system is monitored for shoreline pollution, and division staff educates the public on prevention techniques. The division also participates in an aquatic plant management program to control noxious aquatic vegetation.

- Service Provided: Cooling reservoir
- Location: Fannin, TX
- Startup Operation Date: 1981
- Customer: Coleto Creek Power, LP
- Capacity: 35,084 acre feet
- # of Current Employees: 6
- Budgeted Revenue: $897.305



Coleto Creek Recreation

Opened to the public in February 1981 for year-round outdoor recreation opportunities and access to the Coleto Creek Reservoir, the park consists of 190 acres, of which approximately 40 acres have been developed.

The Park currently has:

- Fifty-two multi-use campsites (water, 20/30 amp electric hookups, BBQ grill, and picnic table)
- Twenty multi-use campsites (water, 20/30/50 amp electric hookups, BBQ grill and picnic table)
- Six multi-use pull through campsites (20/30/50 amp service, water, BBQ grill, table)
- Four rental travel trailers
- Four camping cabins
- Picnic area with 70 picnic tables with BBQ grills, marked swimming area, playground, and sand volleyball courts.
- Four lane boat ramp, that provides the only public access to the reservoir.
- Two group pavilions for family reunions, company picnics, class reunions, etc. with their own volleyball court, horseshoe pit, marked swimming area, BBQ pit, water, and electricity.
- Two hundred foot lighted fishing pier.
- A 1 1/2 mile long hiking and nature trail.
- Restroom facilities.

- Service Provided: Water Recreation
- Location: Fannin, TX
- Startup Operation Date: 1981
- Customer: Public recreationalist
- # of Current Employees: 8
- Budgeted Revenue: $736,988

Coleto Creek Division Organizational Chart

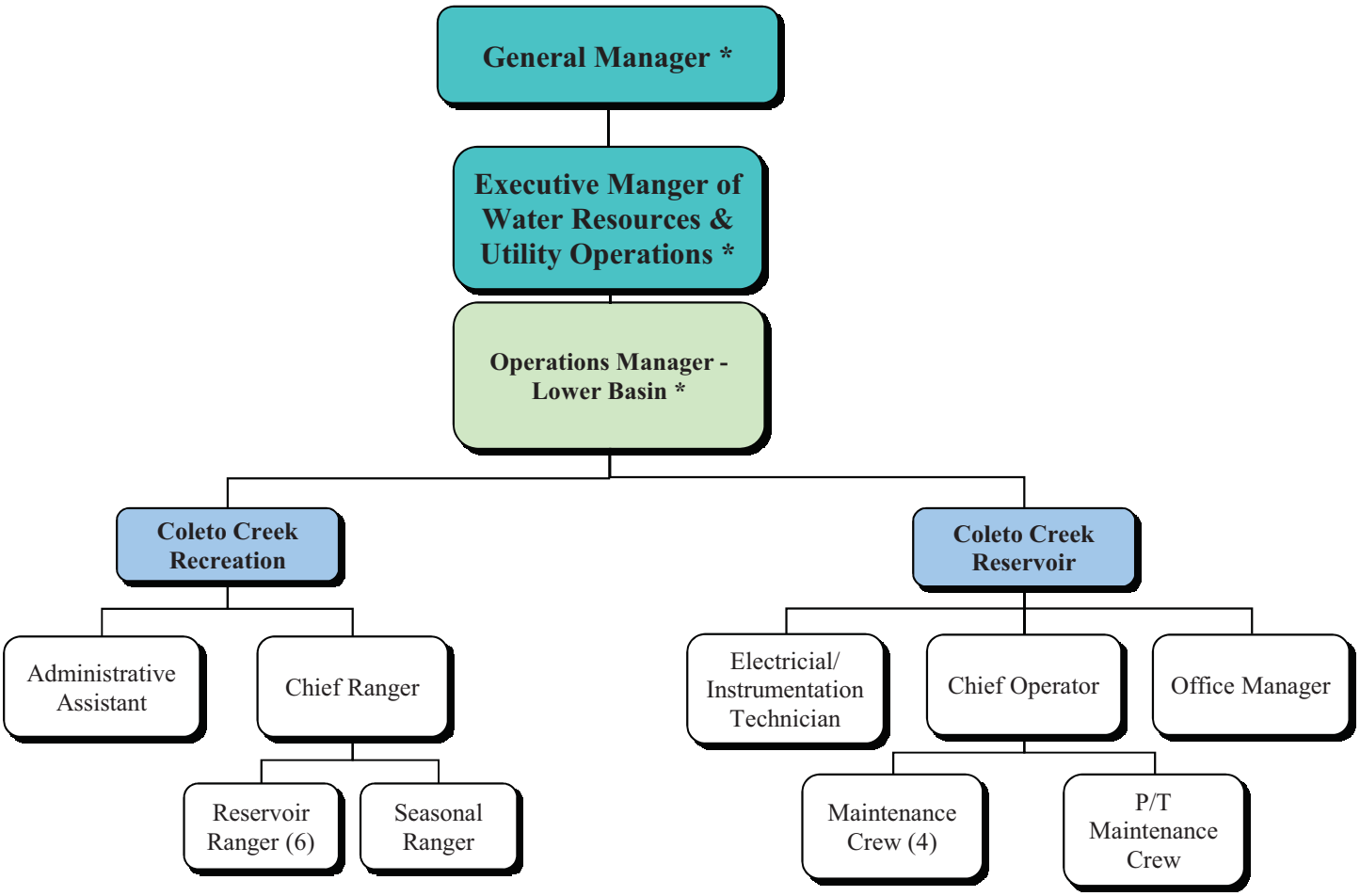

* GBRA employee from another Division

Staffing Summary

Coleto Creek	# of Authorized Positions (FTE)		
	2011	2012	2013
Coleto Creek Reservoir			
Chief Operator	1	1	1
Electrical/Instrumentation Technician	1	1	1
Office Manager	1	1	1
Maintenance Crew	4	4	4
Part-Time Maintenance Crew	0.5	0.5	0.5
Total Reservoir	7.5	7.5	7.5
Coleto Creek Recreation			
Chief Ranger	1	1	1
Reservoir Ranger	6	6	6
Administrative Assistant	1	1	1
Seasonal Ranger	0.5	0.5	0.5
Total Recreation	8.5	8.5	8.5
Total	**16**	**16**	**16**

Changes from FY 2011 to FY 2012
No staffing changes for this division.

Changes from FY 2012 to FY 2013
No staffing changes for this division.

Budget Summary

Division: **Coleto Creek**

Description

Coleto Creek Division management personnel in the Reservoir and Recreation Systems have operated the Coleto Creek Reservoir and Park, located thirteen miles southwest of Victoria, since June 1980. Natural flows from the Guadalupe River are diverted to Coleto Creek Reservoir under a permit issued by the State of Texas. The 3,100 acre Reservoir, which is normally maintained at an elevation of 98.0' mean sea level, provides cooling water to the Coleto Creek Power Station located near Fannin. The Coleto Creek Recreation System manages the park property and facilities adjacent to the reservoir, including a 200-foot lighted pier, multi-use campsites for RV and tent camping, camping cabins, rental travel trailers, a 4-lane boat ramp, picnic and swimming areas, hike/bike/nature trails, children's playgrounds, volleyball courts, and group pavilions.

Objectives

The following objectives are the division's operating plan in working toward the goals and objectives as outlined in the mission statement.

WATER RESOURCE MANAGEMENT GOAL

To … develop a network of rain gauges over the reservoir watershed to assist the National Weather Service River Forecast Center in forecasting flood flows into the reservoir.

WATER QUALITY GOAL

To ... continue to identify and monitor all septic systems adjacent to the Coleto Creek Reservoir as well as existing oil and gas operations, major shoreline disturbances, etc. that may create a potential water quality problem. Program to include:

- Annual water quality sampling in residential areas (Lakewood Subdivision, Twin Lake Oaks, Coleto Farms Estates, Perdido Pointe Subdivision).
- Annual inspection of all Coleto Creek Project property to identify non-permitted property modifications on leaseback property and non-permitted oil and gas activities.

PUBLIC SERVICES GOAL

To … continue evaluation of current services provided by GBRA to customers to determine future recreational needs and facility development. GBRA will pursue outside sources of funding (grants, etc) to assist with facility development.

ECONOMIC DEVELOPMENT GOAL

To … continue participation in the Coastal Bend Regional Tourism Council, Victoria Partnership and the Goliad County Economic Development Coordinator in the support of economic and tourism development in the Coastal Bend area. GBRA's focus will be the promotion of economic and tourism development on a "region-wide" basis instead of individual community programs.

TECHNICAL ASSISTANCE AND SUPPORT GOAL

To … develop and host cooperative training programs to benefit GBRA, our customers, the general public and other entities. Training program will include:

- TAES Cooperative Courses
- TPWD Safe Boating, Hunting, and Fishing Classes
- Aquatic Plant Management and Control Programs
- Texas Master Naturalist Programs

COMMUNICATION AND EDUCATION

To … display exhibits on GBRA operations at regional trade and travel shows, field days, and tours for area schools. To work on partnerships needed to develop a Coleto Creek Outdoor Learning Center to utilize in providing a variety of outdoor and environmental education programs.

To … develop an early warning system and education program for downstream interests, media, general public, etc. on the operation of the Coleto Creek Reservoir during flood events.

Budget Summary

REVENUES - Coleto Creek

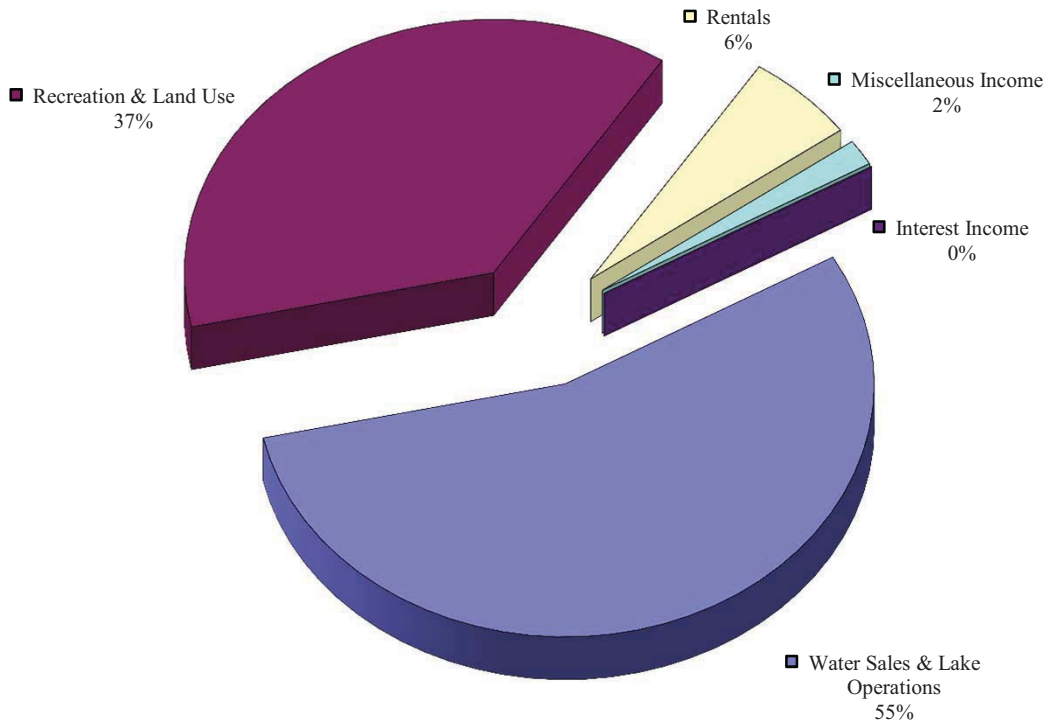

Revenues	FY 2011 Actual	FY 2012 Budget	FY 2013 Budget
Pollution & Industrial Financing			
Power Sales			
Water Sales & Lake Operations	875,370	888,065	897,305
Recreation & Land Use	549,610	573,000	614,960
Wastewater Services			
Laboratory Services			
Rentals	86,985	87,296	95,028
Administrative & General			
Miscellaneous Income	19,002	15,000	27,000
Total Operating Revenues	**1,530,967**	**1,563,362**	**1,634,293**
Interest Income	62	72	72
Grand Total Revenues	**1,531,029**	**1,563,434**	**1,634,365**

Budget Summary

EXPENSES - Coleto Creek

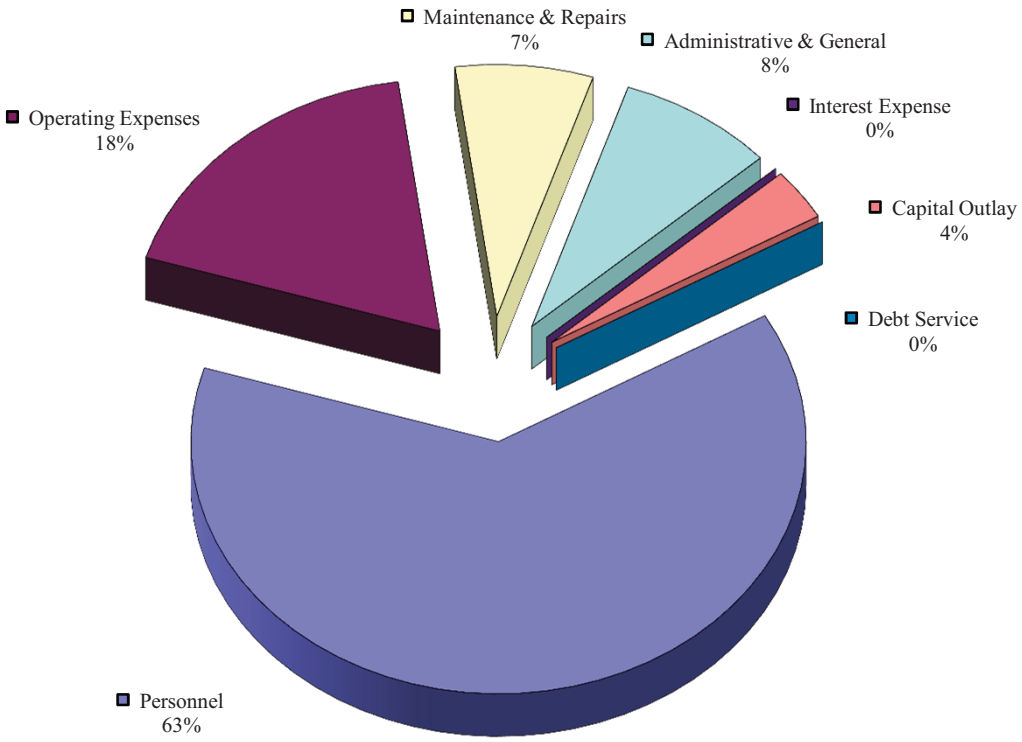

Expenses	FY 2011 Actual	FY 2012 Budget	FY 2013 Budget
Personnel	929,395	993,934	1,024,412
Operating Expenses	327,594	286,735	294,012
Maintenance & Repairs	124,344	156,672	117,748
Administrative & General	122,090	131,504	134,330
Total Operating Expenses	**1,503,424**	**1,568,845**	**1,570,501**
Interest Expense		2,300	
Capital Outlay	21,786	21,000	54,000
Debt Service	22,707	2,100	
Grand Total Expenses	**1,547,916**	**1,594,245**	**1,624,501**

Coleto Creek Division
Coleto Creek Reservoir System
Operating Plan for Fiscal Year Ending 8/31/13

BACKGROUND

The Coleto Creek Division is comprised of two operating systems, the Reservoir System and the Recreation System. The Reservoir System is responsible for the operation and maintenance of the Coleto Creek Reservoir under a previous contractual agreement between the Guadalupe-Blanco River Authority and Central Power & Light Company. The primary purpose of the reservoir is to dissipate waste heat generated during the production of electricity at the Coleto Creek Power Station, a coal-fired steam electric generating plant. The reservoir also provides water for cooling the power station's condensers and supplying other plant needs.

In March of 2004, Sempra Generation, a subsidiary of Sempra Energy and Riverstone Holdings, announced the sale of the Coleto Creek Power Station to American National Power Inc., a wholly owned subsidiary of International Power, a leading independent electric generating company with interests in power stations around the world. The Coleto Creek Power Station will continue to operate under the existing company name of Coleto Creek Power, LP.

The following work plan and budget describes the operations, maintenance, and capital additions to be performed during Fiscal Year 2013, by the Reservoir System. The objectives of the work plan are to operate and maintain all reservoir-related facilities, to maintain an adequate supply of water of sufficient quality to meet power station requirements, insure compliance with all state and federal water quality requirements, and maintain an ongoing flood management and dam safety program to insure the protection of the general public and property owners downstream of the reservoir. Employee training will be conducted to enhance current operations and increase technical competence.

The Reservoir System is responsible for the operation and maintenance of the main dam and spillway, two baffle dikes, discharge flume, pump station and pipeline, and the Reservoir's monitoring system.

No changes are proposed in the staffing and organization of the System. The Reservoir System will be supervised by the Operations Manager – Lower Basin and operated by a Chief Operator, Electrician, and three full-time Maintenance Crewmen. In addition, Rangers assigned to the Recreation System will assist with regular reservoir operations. Clerical duties will be performed by an Office Manager assigned to the Reservoir System and one Administrative Assistant assigned to the Recreation System.

REVENUE SOURCES AND TRENDS

In 1975 Central Power and Light Company (CP&L) contracted with GBRA for the construction and operation of a 3,100 surface-acre cooling reservoir. This contractual arrangement provides that GBRA does not over-recover nor under-recover the costs of operating the reservoir.

The budget is based on the same reservoir-operating regime that has existed in the past. The only differences that exist from year to year are non-recurring maintenance projects and the need to operate river diversion pumps during drought conditions. These differences, when they occur, affect the revenue of the Coleto Creek Reservoir System since the Coleto Creek Power Station agrees to reimburse GBRA for all costs of operation.

The total revenue budgeted to be received next year is $897,305 which compares to budgeted revenue of $888,065 for FY2012. The primary reason for this 1% decrease in budgeted revenue is due to a significant reduction of the roads and bridges maintenance service costs which is partially offset by an $33,000 increase in capital expenditures consisting of a replacement truck and a replacement tractor.

CAPITAL ADDITIONS AND OPERATING EXPENDITURES

Significant operating expenses for the ensuing Fiscal Year include $40,524 for stream gaging expenses. These costs are associated with the cooperative agreement with the United States Geological Survey, which provides seven streamflow and lake level monitoring sites on the reservoir. Additionally, $12,000 is budgeted for pump station power pertaining to the operation of the Guadalupe River diversion pump station. The pumps supply makeup water from the Guadalupe River to the reservoir via a five-mile long pipeline during drought conditions. Significant professional fees included in this year's budget are $7,656 for the completion of the biennial walkover inspection of the main dam and spillway.

Significant maintenance and repair expenses for the ensuing Fiscal Year include $5,040 for repairs to the communications tower located at the Coleto Creek Regional Office, $4,500 for scheduled oil changes for spillgate hoist equipment, and $5,000 for the ongoing treatment of aquatic weeds.

Equipment purchases included in the FY 2013 budget include $22,000 for the purchase of a replacement vehicle and $32,000 for the purchase of a utility tractor with front-end loader and backhoe attachments.

FUND BALANCE

Funds for the above listed capital additions and operating expenditures as well as all of the other operating expenditures that are summarized in the following pages will be provided from revenues from the Coleto Creek Power Station. Since this division represents a contract operation in which GBRA does not over-recover nor under-recover its costs, the net increase in fund balance for FY2013 amounts to $36.

GUADALUPE-BLANCO RIVER AUTHORITY
WORKPLAN AND BUDGET
FISCAL YEAR ENDING AUGUST 31, 2013

091 - COLETO CREEK RESERVOIR

	FY 2012 BUDGET	FY 2013 BUDGET	FY 2012-2013 DIFFERENCE
OPERATING REVENUES			
WATER SALES & LAKE OPERATIONS:			
COLETO CREEK POWER,LP- O&M EXP	835,101	812,761	(22,339)
COLETO CREEK POWER,LP- A&G EXP	31,965	30,544	(1,421)
CCP,LP- ADDS. TO PLANT & EQUIP	21,000	54,000	33,000
Total WATER SALES & LAKE OPERATIONS	**888,065**	**897,305**	**9,240**
TOTAL OPERATING REVENUES	**888,065**	**897,305**	**9,240**
OPERATING EXPENSES			
STAFF TECHNICAL ASSISTANCE	17,199	15,658	(1,541)
SUPERVISION	15,047	14,239	(808)
LABOR	185,857	192,708	6,852
Total OPERATING SALARIES & WAGES	**218,102**	**222,606**	**4,503**
EMPLOYEE EXPENSES & BENEFITS:			
EMPLOYEES' TRAVEL	3,624	3,624	
EMPLOYEE BENEFITS	162,695	166,876	4,181
Total EMPLOYEE EXPENSES & BENEFITS	**166,319**	**170,500**	**4,181**
OPERATING SUPPLIES & SERVICES:			
TRUCK OPERATING EXPENSES	17,040	17,040	
BUILDING RENTAL	9,296	9,678	382
DUES AND MEMBERSHIPS	888	888	
PUBLICATIONS AND BOOKS	780	780	
SMALL TOOLS EXPENSE	2,076	2,076	
TRACTORS AND EQUIPMENT	3,168	420	(2,748)
BOAT OPERATING	324	324	
UNIFORMS AND LAUNDRY	3,420	3,420	
PROCESS/SPECIAL OPERATING	1,800	1,800	
GAUGING/MONITORING	38,964	40,524	1,560
TRAINING EXPENSES	3,048	3,048	
SAFETY & EMERG. EXPENSES	13,548	13,548	
SECURITY EXPENSE	804	804	
POWER AND UTILITIES	3,600	3,600	
PUMP STATION POWER/UTILIT	12,000	12,000	
LAB SUPPLIES & EXPENSES	468	468	
PROFESSIONAL FEES	18,552	16,752	(1,800)
COMMUNICATIONS	3,000	3,996	996

GUADALUPE-BLANCO RIVER AUTHORITY
WORKPLAN AND BUDGET
FISCAL YEAR ENDING AUGUST 31, 2013

091 - COLETO CREEK RESERVOIR

	FY 2012 BUDGET	FY 2013 BUDGET	FY 2012-2013 DIFFERENCE
LEASE LINE COMMUNICATIONS	2,208		(2,208)
OFFICE SUPPLIES & EXPENSES	4,896	4,896	
COMPUTER SUPPLIES & SERVICE	6,080	3,576	(2,504)
INSURANCE EXPENSE	14,993	14,857	(136)
MISCELLANEOUS EXPENSES	4,332	4,332	
Total OPERATING SUPPLIES & SERVICES	**165,285**	**158,827**	**(6,458)**
MAINTENANCE & REPAIR			
LABOR	183,614	189,433	5,819
MATERIAL	41,636	41,372	(264)
SERVICES	60,144	30,024	(30,120)
Total MAINTENANCE & REPAIR	**285,394**	**260,829**	**(24,565)**
TOTAL OPERATING & MAINTENANCE	**835,101**	**812,761**	**(22,339)**
ADMINISTRATIVE & GENERAL:			
A & G EXPENSES	31,965	30,544	(1,421)
Total ADMINISTRATIVE & GENERAL	**31,965**	**30,544**	**(1,421)**
TOTAL OPERATING EXPENSES	**867,065**	**843,305**	**(23,760)**
NET OPERATING INCOME	**21,000**	**54,000**	**33,000**

GUADALUPE-BLANCO RIVER AUTHORITY
WORKPLAN AND BUDGET
FISCAL YEAR ENDING AUGUST 31, 2013

091 - COLETO CREEK RESERVOIR

	FY 2012 BUDGET	FY 2013 BUDGET	FY 2012-2013 DIFFERENCE
OPERATING REVENUES	888,065	897,305	9,240
OPERATING EXPENSES	(867,065)	(843,305)	23,760
NET OPERATING INCOME	**21,000**	**54,000**	**33,000**
NON-OPERATING REVENUES (EXPENSES)			
INTEREST INCOME:			
INT ON OPERATING FUNDS	36	36	
Total INTEREST INCOME	**36**	**36**	
TOTAL NON-OPERATING REVENUES (EXPENSES)	**36**	**36**	
CHANGE IN NET ASSETS	**21,036**	**54,036**	**33,000**
INTERFUND LOANS			
DEBT CAPITAL			
TOTAL FUNDS AVAILABLE	**21,036**	**54,036**	**33,000**
PURCHASES OF FIXED ASSETS			
AUTO & HEAVY EQUIPMENT	21,000	54,000	33,000
Total PURCHASES OF FIXED ASSETS	**21,000**	**54,000**	**33,000**
WORK IN PROGRESS			
DEBT SERVICE			
TOTAL FUNDS APPLIED	**21,000**	**54,000**	**33,000**
NET CHANGE IN FUND BALANCE	**36**	**36**	

GUADALUPE-BLANCO RIVER AUTHORITY
WORKPLAN AND BUDGET
FISCAL YEAR ENDING AUGUST 31, 2013

091 - COLETO CREEK RESERVOIR

	FY 2012 BUDGET	FY 2013 BUDGET	FY 2012-2013 DIFFERENCE
SALARIES & WAGES DETAIL			
STAFF TECHNICAL ASSISTANCE:			
STA- SUPERVISION	9,058	7,635	(1,423)
STA- CLERICAL	8,141	8,023	(118)
Total STAFF TECHNICAL ASSISTANCE	**17,199**	**15,658**	**(1,541)**
SUPERVISION:			
SUPERVISION	15,047	14,239	(808)
Total SUPERVISION	**15,047**	**14,239**	**(808)**
OPERATING LABOR:			
CLERICAL	346	358	11
REG- OPERATING LABOR	116,105	120,781	4,676
CLR- OPERATING LABOR	51,407	52,877	1,470
OVT- OPERATING LABOR	11,785	12,245	460
REG- WORKING HOLIDAY LABOR	6,213	6,448	235
Total OPERATING LABOR	**185,857**	**192,708**	**6,852**
MAINTENANCE & REPAIR			
M&R-LABOR:			
REG/LBR- OTHER	181,196	186,934	5,739
Total M&R-LABOR	**181,196**	**186,934**	**5,739**
M&R-OVERTIME:			
OVT/LBR- OTHER	2,418	2,499	80
Total M&R-OVERTIME	**2,418**	**2,499**	**80**
Total MAINTENANCE & REPAIR	**183,614**	**189,433**	**5,819**
WORK IN PROGRESS			
PROJECT DEVELOPMENT			
TOTAL SALARIES & WAGES	**401,716**	**412,039**	**10,322**

GUADALUPE-BLANCO RIVER AUTHORITY
WORKPLAN AND BUDGET
FISCAL YEAR ENDING AUGUST 31, 2013

091 - COLETO CREEK RESERVOIR

	FY 2012 BUDGET	FY 2013 BUDGET	FY 2012-2013 DIFFERENCE
MAINTENANCE & REPAIR DETAIL			
LABOR:			
REG/LBR- OTHER	181,196	186,934	5,739
OVT/LBR- OTHER	2,418	2,499	80
Total LABOR	**183,614**	**189,433**	**5,819**
MATERIAL:			
M&R/MAT- PUMPS	984	984	
M&R/MAT- MAIN SPILLGATES	720	720	
M&R/MAT- DIKES SPILLGATES	240	240	
M&R/MAT- S/GATES & T/RACK	180	180	
M&R/MAT- INST & MONITOR	8,124	5,520	(2,604)
M&R/MAT- MAIN MTRS/HOISTS	360	4,860	4,500
M&R/MAT- DIKE MTRS/HOISTS	360	360	
M&R/MAT- PIPELINE	480	480	
M&R/MAT- PIEZOMETERS		240	240
M&R/MAT- ELECTRICAL	2,400	1,800	(600)
M&R/MAT- EMERG. GENERATOR	1,800	1,800	
M&R/MAT- GROUNDSKEEPING	9,360	9,360	
M&R/MAT- TRACTORS	1,200	1,200	
M&R/MAT- BUOYS	240	240	
M&R/MAT- ROW/FENCES	3,600	1,800	(1,800)
M&R/MAT- FLUME LEVEES	192	192	
M&R/MAT- EQUIP. PAINTING	2,400	2,400	
M&R/MAT- LIGHT SYSTEM	320	320	
M&R/MAT- ROADS & BRIDGES	2,928	2,928	
M&R/MAT- EROSION & DRAIN	1,200	1,200	
M&R/MAT- TOOLS & EQUIP	2,748	2,748	
M&R/MAT- RADIO EQUIP	120	120	
M&R/MAT- BOAT	120	120	
M&R/MAT- UNIT 90	360	360	
M&R/MAT- UNIT 91	360	360	
M&R/MAT- UNIT 92	360	360	
M&R/MAT- UNIT 93	360	360	
M&R/MAT- SLEEPY HOLLOW	120	120	
Total MATERIAL	**41,636**	**41,372**	**(264)**
SERVICES:			
M&R/SER- PUMPS		1,800	1,800
M&R/SER- MAIN SPILLGATES	5,460	5,460	
M&R/SER- INST & MONITOR	2,676	9,240	6,564
M&R/SER- MAIN MTRS/HOISTS	240	240	
M&R/SER- DIKE MTRS/HOISTS	240	240	

GUADALUPE-BLANCO RIVER AUTHORITY
WORKPLAN AND BUDGET
FISCAL YEAR ENDING AUGUST 31, 2013

091 - COLETO CREEK RESERVOIR

	FY 2012 BUDGET	FY 2013 BUDGET	FY 2012-2013 DIFFERENCE
M&R/SER- EMERG. GENERATOR	996	996	
M&R/SER- GROUNDSKEEPING	6,060	1,560	(4,500)
M&R/SER- TRACTORS	1,200	1,200	
M&R/SER- ROW/FENCES	4,404	2,208	(2,196)
M&R/SER- FLUME LEVEES	504		(504)
M&R/SER- ROADS & BRIDGES	33,660	2,880	(30,780)
M&R/SER- EROSION & DRAIN	1,200	1,200	
M&R/SER- TOOLS & EQUIP	240	240	
M&R/SER- RADIO EQUIP	360	360	
M&R/SER- BOAT	480	480	
M&R/SER- UNIT 90	480	480	
M&R/SER- UNIT 91	480	480	
M&R/SER- UNIT 92	480	480	
M&R/SER- UNIT 93	480	480	
M&R/SER- SLEEPY HOLLOW	504		(504)
Total SERVICES	**60,144**	**30,024**	**(30,120)**
TOTAL MAINTENANCE & REPAIR	**285,394**	**260,829**	**(24,565)**

GUADALUPE-BLANCO RIVER AUTHORITY
WORKPLAN AND BUDGET
FISCAL YEAR ENDING AUGUST 31, 2013

COLETO CREEK RESERVOIR

	FY 2013 BUDGET
AUTO & HEAVY EQUIPMENT	
REPLACEMENT TRUCK	22,000
TRACTOR W/FE LOADER-BACKHOE ATTACHEMENTS	32,000
Total AUTO & HEAVY EQUIPMENT	**54,000**
TOTAL CAPITAL ADDITIONS	**54,000**

(This page was intentionally left blank)

Coleto Creek Division
Coleto Creek Recreation System
Operating Plan for Fiscal Year Ending 8/31/13

BACKGROUND

The Coleto Creek Division is comprised of two operating entities, the Recreation System and the Reservoir System. The Recreation System is responsible for the operation and maintenance of the Coleto Creek Park located adjacent to the Coleto Creek Reservoir. The park provides outdoor public recreation activities for Victoria and the surrounding region as well as the major metropolitan cities of Houston, San Antonio, Austin and Corpus Christi. The park also serves as a destination site for Winter Texans. The Recreation System also administers a leaseback program as well as land and water resource management projects on properties surrounding the reservoir.

The following work plan and budget describes the operations, maintenance and capital additions to be performed during the 2013 fiscal year by the Recreation System. The objectives of the work plan are to operate and maintain the Coleto Creek Park at a level that is family friendly, aesthetically pleasing, and insures the safety and protection of all park customers. Continued emphasis will be placed on land and water resource management programs to insure protection of these resources. Employee training will be conducted to enhance current operations and increase technical competence. Coleto Creek employees also assist with tourism and economic development activities throughout the Guadalupe River Basin.

The Recreation System is responsible for the operation and maintenance of 78 developed campsites, 4 camping cabins, 4 rental travel trailers, campground comfort stations, day use picnic facilities and restrooms, 4-lane boat ramp, 200-foot lighted fishing pier, and utilities including a potable drinking water system, sanitary sewer and electrical systems. The Recreation System also administers a leaseback program involving approximately 150 tracts of land surrounding the Reservoir. Funds for the operation of recreation facilities are generated by entrance and user fees, leaseback revenues, hunting revenues, recreation grants, and office space rentals to the Reservoir System. The proposed fee schedule for the 2013 fiscal year is included in the Work Plan and Budget.

The Recreation System will be managed by the Lower Basin Operations Manager and operated by a Chief Ranger, six full-time Rangers, a Summer Ranger, and Park Host Couples. In addition to their recreation duties, the Rangers assist the Reservoir System with reservoir operations. Clerical and fee collection duties will be performed by an Administrative Assistant.

REVENUE SOURCES AND TRENDS

Entrance and user fees, hunting revenues, surface damages, leaseback revenues, and miscellaneous revenues to the Recreation System generate funds for the operation of the Coleto Creek Park. These amounts are estimated at $591,960, $18,000, $5,000, $85,350, and $24,000 respectively. The proposed work authorization will need to be funded by a bank loan. The proposed fee schedule for FY 2013 is included in the “Rates and Rate Structure” table of the Introduction Section of this Work Plan and Budget.

CAPITAL ADDITIONS AND OPERATING EXPENDITURES

Significant operating expenses for the ensuing fiscal year include $5,150 for public information, $7,680 for process/special operating, $5,580 for office supply expenses, and $40,200 for park electrical power. Public information expenses include a continued emphasis on advertising GBRA recreation facilities and other regional tourist attractions and support facilities

Significant maintenance and repair expenses for the ensuing fiscal year includes $5,280 in materials for continued repair and leveling, and upgrade of original camp sites; and $5,400 in materials budgeted under grounds keeping for the ongoing management of aquatic plants around the park shoreline.

A work authorization is proposed in the form of upgrading a portion of the electrical service to the park's original 33 campsites at a projected expense of $5,000 to address problems of an outdated, failing electrical system that can no longer meet the power demands of the larger RV/TT Units utilizing the park.

FUND BALANCE

Funds for the above listed work authorization and operating expenditures as well as all of the other expenditures that are summarized in the following pages will be provided from revenue sources discussed above. The net increase in fund balance that GBRA anticipates in the Coleto Creek Recreation System after paying all FY 2013 budgeted expenditures is $893.

GUADALUPE-BLANCO RIVER AUTHORITY
WORKPLAN AND BUDGET
FISCAL YEAR ENDING AUGUST 31, 2013

092 - COLETO CREEK RECREATION

	FY 2012 BUDGET	FY 2013 BUDGET	FY 2012-2013 DIFFERENCE
OPERATING REVENUES			
RECREATION & LAND USE:			
RECREATION FEES	550,000	591,960	41,960
HUNTING REVENUES	18,000	18,000	
SURFACE DAMAGES	5,000	5,000	
Total RECREATION & LAND USE	**573,000**	**614,960**	**41,960**
RENTALS:			
LEASE REVENUES	78,000	85,350	7,350
EQUIP AND BUILDING	9,296	9,678	382
Total RENTALS	**87,296**	**95,028**	**7,732**
MISCELLANEOUS INCOME:			
CONCESSION/EVENTS REVENUE	3,000	3,000	
MISCELLANEOUS REVENUES	12,000	24,000	12,000
Total MISCELLANEOUS INCOME	**15,000**	**27,000**	**12,000**
TOTAL OPERATING REVENUES	**675,296**	**736,988**	**61,692**
OPERATING EXPENSES			
STAFF TECHNICAL ASSISTANCE	25,648	26,104	456
SUPERVISION	6,232	5,533	(699)
LABOR	177,571	183,302	5,732
Total OPERATING SALARIES & WAGES	**209,451**	**214,940**	**5,489**
EMPLOYEE EXPENSES & BENEFITS:			
EMPLOYEES' TRAVEL	2,100		(2,100)
EMPLOYEE BENEFITS	122,163	127,373	5,210
Total EMPLOYEE EXPENSES & BENEFITS	**124,263**	**127,373**	**3,110**
OPERATING SUPPLIES & SERVICES:			
TRUCK OPERATING EXPENSES	4,500	4,500	
PUBLIC INFORMATION	5,150	5,150	
DUES AND MEMBERSHIPS	1,920	1,920	
PUBLICATIONS AND BOOKS	600	600	
SMALL TOOLS EXPENSE	456	456	
GROUNDS CARE EQUIPMENT	1,020	1,020	

GUADALUPE-BLANCO RIVER AUTHORITY
WORKPLAN AND BUDGET
FISCAL YEAR ENDING AUGUST 31, 2013

092 - COLETO CREEK RECREATION

	FY 2012 BUDGET	FY 2013 BUDGET	FY 2012-2013 DIFFERENCE
UNIFORMS AND LAUNDRY	2,160	2,160	
PROCESS/SPECIAL OPERATING	7,200	7,680	480
TRAINING EXPENSES	2,520	2,520	
SAFETY & EMERG. EXPENSES	3,420	3,420	
PARK POWER AND UTILITIES	31,500	40,200	8,700
HDQTRS POWER & UTILITIES	8,400	8,400	
GROUP SHELTER POWER&UTIL	1,200	1,200	
SHOP/WELL PUMP UTILITIES	600	780	180
CHLORINE	120	168	48
LAB SUPPLIES & EXPENSES	864	864	
PROFESSIONAL FEES	240	240	
COMMUNICATIONS	2,760	2,760	
OFFICE SUPPLIES & EXPENSES	5,580	5,580	
COMPUTER SUPPLIES & SERVICE	3,300	3,300	
BANK SERVICE FEES	9,500	15,000	5,500
CONCESSIONS & SPECIAL EVENT	2,040	2,040	
INSURANCE EXPENSE	24,480	23,307	(1,173)
MISCELLANEOUS EXPENSES	1,920	1,920	
Total OPERATING SUPPLIES & SERVICES	**121,450**	**135,185**	**13,735**
MAINTENANCE & REPAIR			
LABOR	92,185	99,561	7,376
MATERIAL	40,716	32,700	(8,016)
SERVICES	14,176	13,652	(524)
Total MAINTENANCE & REPAIR	**147,077**	**145,913**	**(1,164)**
TOTAL OPERATING & MAINTENANCE	**602,240**	**623,410**	**21,170**
ADMINISTRATIVE & GENERAL:			
A & G EXPENSES	99,540	103,786	4,246
Total ADMINISTRATIVE & GENERAL	**99,540**	**103,786**	**4,246**
TOTAL OPERATING EXPENSES	**701,780**	**727,196**	**25,416**
NET OPERATING INCOME	**(26,484)**	**9,792**	**36,276**

GUADALUPE-BLANCO RIVER AUTHORITY
WORKPLAN AND BUDGET
FISCAL YEAR ENDING AUGUST 31, 2013

092 - COLETO CREEK RECREATION

	FY 2012 BUDGET	FY 2013 BUDGET	FY 2012-2013 DIFFERENCE
OPERATING REVENUES	675,296	736,988	61,692
OPERATING EXPENSES	(701,780)	(727,196)	(25,416)
NET OPERATING INCOME	**(26,484)**	**9,792**	**36,276**
NON-OPERATING REVENUES (EXPENSES)			
INTEREST INCOME:			
INT ON NOW ACCTS	36	36	
Total INTEREST INCOME	**36**	**36**	
INTEREST & BANK FEES:			
INT ON BANK LOAN	(2,300)		2,300
Total INTEREST & BANK FEES	**(2,300)**		**2,300**
TOTAL NON-OPERATING REVENUES (EXPENSES)	**(2,264)**	**36**	**2,300**
CHANGE IN NET ASSETS	**(28,748)**	**9,828**	**38,576**
INTERFUND LOANS			
DEBT CAPITAL			
BANK LOANS	46,000		(46,000)
GENERAL LOANS	31,000		(31,000)
Total DEBT CAPITAL	**77,000**		**(77,000)**
TOTAL FUNDS AVAILABLE	**48,252**	**9,828**	**(38,424)**
PURCHASES OF FIXED ASSETS			
WORK IN PROGRESS			
WIP-OPERATING	46,000	8,935	(37,065)
Total WORK IN PROGRESS	**46,000**	**8,935**	**(37,065)**

DEBT SERVICE

GUADALUPE-BLANCO RIVER AUTHORITY
WORKPLAN AND BUDGET
FISCAL YEAR ENDING AUGUST 31, 2013

092 - COLETO CREEK RECREATION

	FY 2012 BUDGET	FY 2013 BUDGET	FY 2012-2013 DIFFERENCE
LOANS PAID	2,100		(2,100)
Total DEBT SERVICE	**2,100**		**(2,100)**
TOTAL FUNDS APPLIED	**48,100**	**8,935**	**(39,165)**
NET CHANGE IN FUND BALANCE	**152**	**893**	**741**

GUADALUPE-BLANCO RIVER AUTHORITY
WORKPLAN AND BUDGET
FISCAL YEAR ENDING AUGUST 31, 2013

092 - COLETO CREEK RECREATION

	FY 2012 BUDGET	FY 2013 BUDGET	FY 2012-2013 DIFFERENCE
SALARIES & WAGES DETAIL			
STAFF TECHNICAL ASSISTANCE:			
STA- SUPERVISION	9,924	10,455	531
STA- CLERICAL	15,724	15,649	(75)
Total STAFF TECHNICAL ASSISTANCE	**25,648**	**26,104**	**456**
SUPERVISION:			
SUPERVISION	6,232	5,533	(699)
Total SUPERVISION	**6,232**	**5,533**	**(699)**
OPERATING LABOR:			
CLERICAL	554	429	(125)
REG- OPERATING LABOR	134,187	137,490	3,303
CLR- OPERATING LABOR	17,688	19,322	1,634
REG- SAFETY & TRAINING	5,054	5,231	177
OVT- OPERATING LABOR	10,700	11,094	393
OVT- SAFETY & TRAINING LBR	2,135	2,217	82
REG- WORKING HOLIDAY LABOR	7,252	7,519	267
Total OPERATING LABOR	**177,571**	**183,302**	**5,732**
MAINTENANCE & REPAIR			
M&R-LABOR:			
REG/LBR- OTHER	85,889	93,030	7,140
Total M&R-LABOR	**85,889**	**93,030**	**7,140**
M&R-OVERTIME:			
OVT/LBR- OTHER	3,448	3,575	127
Total M&R-OVERTIME	**3,448**	**3,575**	**127**
M&R-WORKING HOLIDAY PAY:			
HOL/LBR- OTHER	2,847	2,957	110
Total M&R-WORKING HOLIDAY PAY	**2,847**	**2,957**	**110**
Total MAINTENANCE & REPAIR	**92,185**	**99,561**	**7,376**
WORK IN PROGRESS			
WIP-LABOR:			
UPGD ELECTRICAL TO SITES-LABOR		5,150	5,150

GUADALUPE-BLANCO RIVER AUTHORITY
WORKPLAN AND BUDGET
FISCAL YEAR ENDING AUGUST 31, 2013

092 - COLETO CREEK RECREATION

	FY 2012 BUDGET	FY 2013 BUDGET	FY 2012-2013 DIFFERENCE
Total WIP-LABOR		5,150	5,150
Total WORK IN PROGRESS		5,150	5,150
PROJECT DEVELOPMENT			
TOTAL SALARIES & WAGES	301,636	319,651	18,015

GUADALUPE-BLANCO RIVER AUTHORITY
WORKPLAN AND BUDGET
FISCAL YEAR ENDING AUGUST 31, 2013

092 - COLETO CREEK RECREATION

	FY 2012 BUDGET	FY 2013 BUDGET	FY 2012-2013 DIFFERENCE
MAINTENANCE & REPAIR DETAIL			
LABOR:			
REG/LBR- OTHER	85,889	93,030	7,140
OVT/LBR- OTHER	3,448	3,575	127
HOL/LBR- OTHER	2,847	2,957	110
Total LABOR	**92,185**	**99,561**	**7,376**
MATERIAL:			
M&R/MAT- HDQTRS COMPLEX	2,160	2,400	240
M&R/MAT- FENCES & R.O.W.	600	600	
M&R/MAT- SIGNS & BARRIERS	2,004	2,004	
M&R/MAT- BOAT RAMPS&DOCKS	900	900	
M&R/MAT- CAMP SITES	7,320	5,280	(2,040)
M&R/MAT- PICNIC SITES	1,620	600	(1,020)
M&R/MAT- GROUNDSKEEPING	5,400	5,400	
M&R/MAT- TRUCK UNIT 94	540	540	
M&R/MAT- TRUCK UNIT 95	540	540	
M&R/MAT- DAY USE RESTROOM	480	480	
M&R/MAT- CAMPGROUND RESTR	3,000	3,000	
M&R/MAT- EQP/STRUC. PAINT	480	480	
M&R/MAT- RDS, BRDG & PARK	1,752	600	(1,152)
M&R/MAT- WATER LINES	612	612	
M&R/MAT- PIERS & DOCKS	1,020	480	(540)
M&R/MAT- CAMPING CABINS	2,400	1,380	(1,020)
M&R/MAT- GARBAGE HANDLING	204	204	
M&R/MAT- VANDALISM REPAIR	240	240	
M&R/MAT- DUMP/SEPTIC SYST	2,244	900	(1,344)
M&R/MAT- SHELTER	480	480	
M&R/MAT- GROUND CARE EQUP	3,000	3,000	
M&R/MAT- PAVILION	1,020	1,020	
M&R/MAT- FISHERY & WILDLIFE	2,700	1,560	(1,140)
Total MATERIAL	**40,716**	**32,700**	**(8,016)**
SERVICES:			
M&R/SER- HDQTRS COMPLEX	3,400	3,620	220
M&R/SER- TRUCK UNIT 94	540	540	
M&R/SER- TRUCK UNIT 95	540	540	
M&R/SER- CAMPGROUND RESTR	480	480	
M&R/SER- CAMPING CABINS	600	600	
M&R/SER- GARBAGE HANDLING	4,980	4,440	(540)
M&R/SER- DUMP/SEPTIC SYST	1,200	996	(204)
M&R/SER- SHELTER	1,656	1,656	
M&R/SER- GROUND CARE EQUP	780	780	

GUADALUPE-BLANCO RIVER AUTHORITY
WORKPLAN AND BUDGET
FISCAL YEAR ENDING AUGUST 31, 2013

092 - COLETO CREEK RECREATION

	FY 2012 BUDGET	FY 2013 BUDGET	FY 2012-2013 DIFFERENCE
Total SERVICES	14,176	13,652	(524)
TOTAL MAINTENANCE & REPAIR	147,077	145,913	(1,164)

GUADALUPE-BLANCO RIVER AUTHORITY
WORKPLAN AND BUDGET
FISCAL YEAR ENDING AUGUST 31, 2013

092 - COLETO CREEK RECREATION

	FY 2012 BUDGET	FY 2013 BUDGET	FY 2012-2013 DIFFERENCE
PROJECT DEVELOPMENT			
TOTAL PROJECT DEVELOPMENT			

GUADALUPE-BLANCO RIVER AUTHORITY
WORKPLAN AND BUDGET
FISCAL YEAR ENDING AUGUST 31, 2013

092 - COLETO CREEK RECREATION

	FY 2012 BUDGET	FY 2013 BUDGET	FY 2012-2013 DIFFERENCE
WIP - OPERATING			
UPGD ELECTRICAL TO SITES-LABOR		5,150	5,150
UPGD ELECTRICAL TO SITES-BENEF		2,086	2,086
UPGD ELECTRICAL TO SITES-A&G		1,700	1,700
Total		**8,935**	**8,935**
CAMPGROUND EXPANSION-SERVICE	20,000		(20,000)
CAMPGROUND EXPANSION-MAT'L	26,000		(26,000)
Total	**46,000**		**(46,000)**
TOTAL WIP - OPERATING	**46,000**	**8,935**	**(37,065)**

GUADALUPE-BLANCO RIVER AUTHORITY
WORKPLAN AND BUDGET
FISCAL YEAR ENDING AUGUST 31, 2013

092 - COLETO CREEK RECREATION

	FY 2012 BUDGET	FY 2013 BUDGET	FY 2012-2013 DIFFERENCE
WIP - CONSTRUCTION			
TOTAL WIP - CONSTRUCTION			

(This page was intentionally left blank)

The systems within this division are independent systems. The inclusion of the following Division level consolidation pages is for information purposes only.

GUADALUPE-BLANCO RIVER AUTHORITY
COLETO CREEK DIVISION - WORKPLAN AND BUDGET
FISCAL YEAR ENDING AUGUST 31, 2013

	FY 2012 BUDGET	FY 2013 BUDGET	FY 2012-2013 DIFFERENCE
OPERATING REVENUES			
WATER SALES & LAKE OPERATIONS:			
COLETO CREEK POWER,LP- O&M EXP	835,101	812,761	(22,339)
COLETO CREEK POWER,LP- A&G EXP	31,965	30,544	(1,421)
CCP,LP- ADDS. TO PLANT & EQUIP	21,000	54,000	33,000
Total WATER SALES & LAKE OPERATIONS	**888,065**	**897,305**	**9,240**
RECREATION & LAND USE:			
RECREATION FEES	550,000	591,960	41,960
HUNTING REVENUES	18,000	18,000	
SURFACE DAMAGES	5,000	5,000	
Total RECREATION & LAND USE	**573,000**	**614,960**	**41,960**
RENTALS:			
LEASE REVENUES	78,000	85,350	7,350
EQUIP AND BUILDING	9,296	9,678	382
Total RENTALS	**87,296**	**95,028**	**7,732**
MISCELLANEOUS INCOME:			
CONCESSION/EVENTS REVENUE	3,000	3,000	
MISCELLANEOUS REVENUES	12,000	24,000	12,000
Total MISCELLANEOUS INCOME	**15,000**	**27,000**	**12,000**
TOTAL OPERATING REVENUES	**1,563,362**	**1,634,293**	**70,932**
OPERATING EXPENSES			
STAFF TECHNICAL ASSISTANCE	42,847	41,762	(1,085)
SUPERVISION	21,279	19,772	(1,507)
LABOR	363,427	376,011	12,583
Total OPERATING SALARIES & WAGES	**427,554**	**437,546**	**9,992**
EMPLOYEE EXPENSES & BENEFITS:			
EMPLOYEES' TRAVEL	5,724	3,624	(2,100)
EMPLOYEE BENEFITS	284,858	294,248	9,391

GUADALUPE-BLANCO RIVER AUTHORITY
COLETO CREEK DIVISION - WORKPLAN AND BUDGET
FISCAL YEAR ENDING AUGUST 31, 2013

	FY 2012 BUDGET	FY 2013 BUDGET	FY 2012-2013 DIFFERENCE
Total EMPLOYEE EXPENSES & BENEFITS	**290,582**	**297,872**	**7,291**
OPERATING SUPPLIES & SERVICES:			
TRUCK OPERATING EXPENSES	21,540	21,540	
BUILDING RENTAL	9,296	9,678	382
PUBLIC INFORMATION	5,150	5,150	
DUES AND MEMBERSHIPS	2,808	2,808	
PUBLICATIONS AND BOOKS	1,380	1,380	
SMALL TOOLS EXPENSE	2,532	2,532	
GROUNDS CARE EQUIPMENT	4,188	1,440	(2,748)
BOAT OPERATING	324	324	
UNIFORMS AND LAUNDRY	5,580	5,580	
PROCESS/SPECIAL OPERATING	9,000	9,480	480
GAUGING/MONITORING	38,964	40,524	1,560
TRAINING EXPENSES	5,568	5,568	
SAFETY & EMERG. EXPENSES	16,968	16,968	
SECURITY EXPENSE	804	804	
POWER AND UTILITIES	3,600	3,600	
PUMP STATION POWER/UTILIT	12,000	12,000	
PARK POWER AND UTILITIES	31,500	40,200	8,700
HDQTRS POWER & UTILITIES	8,400	8,400	
GROUP SHELTER POWER&UTIL	1,200	1,200	
SHOP/WELL PUMP UTILITIES	600	780	180
CHLORINE	120	168	48
LAB SUPPLIES & EXPENSES	1,332	1,332	
PROFESSIONAL FEES	18,792	16,992	(1,800)
COMMUNICATIONS	5,760	6,756	996
LEASE LINE COMMUNICATIONS	2,208		(2,208)
OFFICE SUPPLIES & EXPENSES	10,476	10,476	
COMPUTER SUPPLIES & SERVICE	9,380	6,876	(2,504)
BANK SERVICE FEES	9,500	15,000	5,500
CONCESSIONS & SPECIAL EVENT	2,040	2,040	
INSURANCE EXPENSE	39,473	38,164	(1,309)
MISCELLANEOUS EXPENSES	6,252	6,252	
Total OPERATING SUPPLIES & SERVICES	**286,735**	**294,012**	**7,277**
MAINTENANCE & REPAIR			
LABOR	275,798	288,994	13,195
MATERIAL	82,352	74,072	(8,280)
SERVICES	74,320	43,676	(30,644)
Total MAINTENANCE & REPAIR	**432,470**	**406,742**	**(25,729)**

GUADALUPE-BLANCO RIVER AUTHORITY
COLETO CREEK DIVISION - WORKPLAN AND BUDGET
FISCAL YEAR ENDING AUGUST 31, 2013

	FY 2012 BUDGET	FY 2013 BUDGET	FY 2012-2013 DIFFERENCE
TOTAL OPERATING & MAINTENANCE	**1,437,341**	**1,436,172**	**(1,169)**
ADMINISTRATIVE & GENERAL:			
A & G EXPENSES	131,504	134,330	2,825
Total ADMINISTRATIVE & GENERAL	**131,504**	**134,330**	**2,825**
TOTAL OPERATING EXPENSES	**1,568,845**	**1,570,501**	**1,656**
NET OPERATING INCOME	**(5,484)**	**63,792**	**69,276**

GUADALUPE-BLANCO RIVER AUTHORITY
COLETO CREEK DIVISION - WORKPLAN AND BUDGET
FISCAL YEAR ENDING AUGUST 31, 2013

	FY 2012 BUDGET	FY 2013 BUDGET	FY 2012-2013 DIFFERENCE
OPERATING REVENUES	1,563,362	1,634,293	70,932
OPERATING EXPENSES	(1,568,845)	(1,570,501)	(1,656)
NET OPERATING INCOME	**(5,484)**	**63,792**	**69,276**
NON-OPERATING REVENUES (EXPENSES)			
INTEREST INCOME:			
INT ON OPERATING FUNDS	36	36	
INT ON NOW ACCTS	36	36	
Total INTEREST INCOME	**72**	**72**	
INTEREST & BANK FEES:			
INT ON BANK LOAN	(2,300)		2,300
Total INTEREST & BANK FEES	**(2,300)**		**2,300**
TOTAL NON-OPERATING REVENUES (EXPENSES)	**(2,228)**	**72**	**2,300**
CHANGE IN NET ASSETS	**(7,712)**	**63,864**	**71,576**
INTERFUND LOANS			
DEBT CAPITAL			
BANK LOANS	46,000		(46,000)
GENERAL LOANS	31,000		(31,000)
Total DEBT CAPITAL	**77,000**		**(77,000)**
TOTAL FUNDS AVAILABLE	**69,288**	**63,864**	**(5,424)**
PURCHASES OF FIXED ASSETS			
AUTO & HEAVY EQUIPMENT	21,000	54,000	33,000
Total PURCHASES OF FIXED ASSETS	**21,000**	**54,000**	**33,000**
WORK IN PROGRESS			
WIP-OPERATING	46,000	8,935	(37,065)
Total WORK IN PROGRESS	**46,000**	**8,935**	**(37,065)**

GUADALUPE-BLANCO RIVER AUTHORITY
COLETO CREEK DIVISION - WORKPLAN AND BUDGET
FISCAL YEAR ENDING AUGUST 31, 2013

	FY 2012 BUDGET	FY 2013 BUDGET	FY 2012-2013 DIFFERENCE
DEBT SERVICE			
LOANS PAID	2,100		(2,100)
Total DEBT SERVICE	**2,100**		**(2,100)**
TOTAL FUNDS APPLIED	**69,100**	**62,935**	**(6,165)**
NET CHANGE IN FUND BALANCE	**188**	**929**	**741**

GUADALUPE-BLANCO RIVER AUTHORITY
COLETO CREEK DIVISION - WORKPLAN AND BUDGET
FISCAL YEAR ENDING AUGUST 31, 2013

	FY 2012 BUDGET	FY 2013 BUDGET	FY 2012-2013 DIFFERENCE
SALARIES & WAGES DETAIL			
STAFF TECHNICAL ASSISTANCE:			
STA- SUPERVISION	18,982	18,090	(891)
STA- CLERICAL	23,865	23,672	(193)
Total STAFF TECHNICAL ASSISTANCE	**42,847**	**41,762**	**(1,085)**
SUPERVISION:			
SUPERVISION	21,279	19,772	(1,507)
Total SUPERVISION	**21,279**	**19,772**	**(1,507)**
OPERATING LABOR:			
CLERICAL	901	787	(114)
REG- OPERATING LABOR	250,292	258,271	7,978
CLR- OPERATING LABOR	69,095	72,199	3,104
REG- SAFETY & TRAINING	5,054	5,231	177
OVT- OPERATING LABOR	22,485	23,338	853
OVT- SAFETY & TRAINING LBR	2,135	2,217	82
REG- WORKING HOLIDAY LABOR	13,465	13,967	502
Total OPERATING LABOR	**363,427**	**376,011**	**12,583**
MAINTENANCE & REPAIR			
M&R-LABOR:			
REG/LBR- OTHER	267,085	279,964	12,879
Total M&R-LABOR	**267,085**	**279,964**	**12,879**
M&R-OVERTIME:			
OVT/LBR- OTHER	5,866	6,073	207
Total M&R-OVERTIME	**5,866**	**6,073**	**207**
M&R-WORKING HOLIDAY PAY:			
HOL/LBR- OTHER	2,847	2,957	110
Total M&R-WORKING HOLIDAY PAY	**2,847**	**2,957**	**110**
Total MAINTENANCE & REPAIR	**275,798**	**288,994**	**13,195**
WORK IN PROGRESS			
WIP-LABOR:			
UPGD ELECTRICAL TO SITES-LABOR		5,150	5,150

GUADALUPE-BLANCO RIVER AUTHORITY
COLETO CREEK DIVISION - WORKPLAN AND BUDGET
FISCAL YEAR ENDING AUGUST 31, 2013

	FY 2012 BUDGET	FY 2013 BUDGET	FY 2012-2013 DIFFERENCE
Total WIP-LABOR		5,150	5,150
Total WORK IN PROGRESS		5,150	5,150
PROJECT DEVELOPMENT			
TOTAL SALARIES & WAGES	703,352	731,689	28,337

GUADALUPE-BLANCO RIVER AUTHORITY
COLETO CREEK DIVISION - WORKPLAN AND BUDGET
FISCAL YEAR ENDING AUGUST 31, 2013

	FY 2012 BUDGET	FY 2013 BUDGET	FY 2012-2013 DIFFERENCE
MAINTENANCE & REPAIR DETAIL			
LABOR:			
REG/LBR- OTHER	267,085	279,964	12,879
OVT/LBR- OTHER	5,866	6,073	207
HOL/LBR- OTHER	2,847	2,957	110
Total LABOR	**275,798**	**288,994**	**13,195**
MATERIAL:			
M&R/MAT- HDQTRS COMPLEX	3,144	3,384	240
M&R/MAT- MAIN SPILLGATES	720	720	
M&R/MAT- DIKES SPILLGATES	240	240	
M&R/MAT- S/GATES & T/RACK	180	180	
M&R/MAT- INST & MONITOR	8,124	5,520	(2,604)
M&R/MAT- MAIN MTRS/HOISTS	360	4,860	4,500
M&R/MAT- DIKE MTRS/HOISTS	360	360	
M&R/MAT- FENCES & R.O.W.	1,080	1,080	
M&R/MAT- SIGNS & BARRIERS	2,004	2,244	240
M&R/MAT- BOAT RAMPS&DOCKS	3,300	2,700	(600)
M&R/MAT- CAMP SITES	9,120	7,080	(2,040)
M&R/MAT- PICNIC SITES	1,620	600	(1,020)
M&R/MAT- GROUNDSKEEPING	14,760	14,760	
M&R/MAT- TRUCK UNIT 94	540	540	
M&R/MAT- TRUCK UNIT 95	1,740	1,740	
M&R/MAT- DAY USE RESTROOM	720	720	
M&R/MAT- FISH STATION	3,600	1,800	(1,800)
M&R/MAT- CAMPGROUND RESTR	3,192	3,192	
M&R/MAT- EQP/STRUC. PAINT	2,880	2,880	
M&R/MAT- ELECTRICAL	320	320	
M&R/MAT- RDS, BRDG & PARK	4,680	3,528	(1,152)
M&R/MAT- EROSION & DRAIN	1,200	1,200	
M&R/MAT- TOOLS & EQUIP.	2,748	2,748	
M&R/MAT- RADIO EQUIPMENT	120	120	
M&R/MAT- WATER LINES	732	732	
M&R/MAT- PIERS & DOCKS	1,380	840	(540)
M&R/MAT- CAMPING CABINS	2,760	1,740	(1,020)
M&R/MAT- GARBAGE HANDLING	564	564	
M&R/MAT- VANDALISM REPAIR	600	600	
M&R/MAT- DUMP/SEPTIC SYST	2,364	1,020	(1,344)
M&R/MAT- SHELTER	480	480	
M&R/MAT- GROUND CARE EQUP	3,000	3,000	
M&R/MAT- PAVILION	1,020	1,020	
M&R/MAT- FISHERY & WILDLIFE	2,700	1,560	(1,140)

GUADALUPE-BLANCO RIVER AUTHORITY
COLETO CREEK DIVISION - WORKPLAN AND BUDGET
FISCAL YEAR ENDING AUGUST 31, 2013

	FY 2012 BUDGET	FY 2013 BUDGET	FY 2012-2013 DIFFERENCE
Total MATERIAL	**82,352**	**74,072**	**(8,280)**
SERVICES:			
M&R/SER- HDQTRS COMPLEX	3,400	5,420	2,020
M&R/SER- MAIN SPILLGATES	5,460	5,460	
M&R/SER- INST & MONITOR	2,676	9,240	6,564
M&R/SER- MAIN MTRS/HOISTS	240	240	
M&R/SER- DIKE MTRS/HOISTS	240	240	
M&R/SER- CAMP SITES	996	996	
M&R/SER- GROUNDSKEEPING	6,060	1,560	(4,500)
M&R/SER- TRUCK UNIT 94	540	540	
M&R/SER- TRUCK UNIT 95	1,740	1,740	
M&R/SER- FISH STATION	4,404	2,208	(2,196)
M&R/SER- CAMPGROUND RESTR	984	480	(504)
M&R/SER- RDS, BRDG & PARK	33,660	2,880	(30,780)
M&R/SER- EROSION & DRAIN	1,200	1,200	
M&R/SER- TOOLS & EQUIP.	240	240	
M&R/SER- RADIO EQUIPMENT	360	360	
M&R/SER- WATER LINES	480	480	
M&R/SER- PIERS & DOCKS	480	480	
M&R/SER- CAMPING CABINS	1,080	1,080	
M&R/SER- GARBAGE HANDLING	5,460	4,920	(540)
M&R/SER- VANDALISM REPAIR	480	480	
M&R/SER- DUMP/SEPTIC SYST	1,704	996	(708)
M&R/SER- SHELTER	1,656	1,656	
M&R/SER- GROUND CARE EQUP	780	780	
Total SERVICES	**74,320**	**43,676**	**(30,644)**
TOTAL MAINTENANCE & REPAIR	**432,470**	**406,742**	**(25,729)**

GUADALUPE-BLANCO RIVER AUTHORITY
COLETO CREEK DIVISION - WORKPLAN AND BUDGET
FISCAL YEAR ENDING AUGUST 31, 2013

	FY 2012 BUDGET	FY 2013 BUDGET	FY 2012-2013 DIFFERENCE
WIP - OPERATING			
UPGD ELECTRICAL TO SITES-LABOR		5,150	5,150
UPGD ELECTRICAL TO SITES-BENEF		2,086	2,086
UPGD ELECTRICAL TO SITES-A&G		1,700	1,700
Total		**8,935**	**8,935**
CAMPGROUND EXPANSION-SERVICE	20,000		(20,000)
CAMPGROUND EXPANSION-MAT'L	26,000		(26,000)
Total	**46,000**		**(46,000)**
TOTAL WIP - OPERATING	**46,000**	**8,935**	**(37,065)**

GUADALUPE-BLANCO RIVER AUTHORITY
COLETO CREEK DIVISION - WORKPLAN AND BUDGET
FISCAL YEAR ENDING AUGUST 31, 2013

	FY 2013 BUDGET
AUTO & HEAVY EQUIPMENT	
REPLACEMENT TRUCK	22,000
TRACTOR W/FE LOADER-BACKHOE ATTACHEMENTS	32,000
Total AUTO & HEAVY EQUIPMENT	**54,000**
TOTAL CAPITAL ADDITIONS	**54,000**

LULING WATER TREATMENT PLANT DIVISION
WORK PLAN AND BUDGET

Fiscal Year Ending August 31, 2013

Luling WTP

Under water rights permits issued by the State of Texas, the GBRA Luling Water Treatment Plant is capable of diverting up to 4,422 acre-feet of water annually from the San Marcos River near Luling, providing a reliable source of municipal water treatment and delivery to the City of Luling and to the City of Lockhart.

With a peak rate treatment capacity of 2.5 million gallons per day, division staff utilizes technology and equipment to achieve efficient and cost-effective plant operations. The plant is manned around the clock to ensure that treated water meets all required standards for public water facilities. This plant is a past winner of the U.S. Environmental Protection Agency Region 6 "Environmental Excellence Award for Public Water Supply".

- Service Provided: Water treatment
- Location: Luling, TX
- Startup Operation Date: 1978
- Customer: Cities of Luling & Lockhart
- Service Population: 16,695
- Capacity: 2.5 mgd
- # of Current Employees: 4
- Budgeted Revenue: $1,416,445

Luling WTP Division Organizational Chart

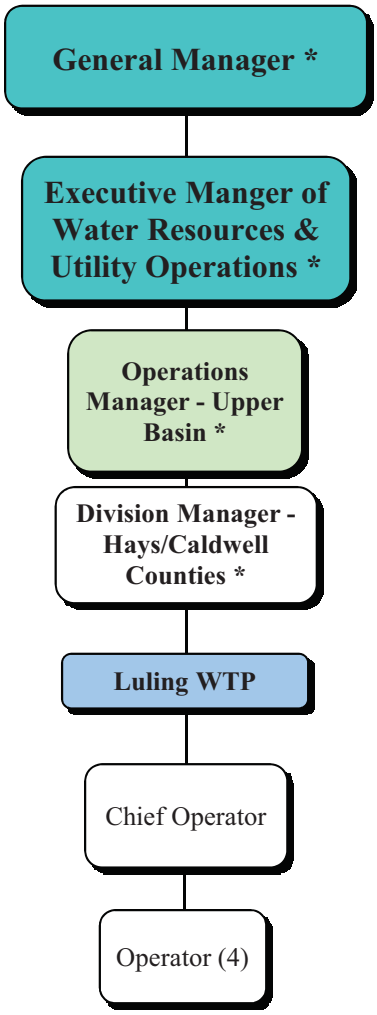

* GBRA employee from another Division

Staffing Summary

Luling	# of Authorized Positions (FTE)		
	2011	2012	2013
Chief Operator	1	1	1
Operators	4	4	4
Total	**5**	**5**	**5**

Changes from FY 2011 to FY 2012
No staffing changes for this division.

Changes from FY 2012 to FY 2013
No staffing changes for this division.

Budget Summary

Division: **Luling**

Description

The Luling Water Treatment Plant Division provides the City of Luling with treated drinking water. The plant is permitted to divert up to 5,002 acre-feet of water from the San Marcos River annually for municipal uses and has a peak treatment capacity rate of 2.5 million gallons per day. Starting in the FY 2005 budget year the GBRA Luling Water Treatment Plant began supplementing the City of Lockhart Texas with excess treated water production from the plant.

Objectives

The following objectives are the division's operating plan in working toward the goals and objectives as outlined in the mission statement.

WATER RESOURCE MANAGEMENT GOAL

To … accomplish all tasks in a cost efficient manner and within budgeted amounts.

WATER QUALITY GOAL

To … meet or exceed Texas Commission on Environmental Quality requirements.

To … maintain a turbidity of 0.10 NTU or lower on 97% of finished water samples each month.

To … maintain a turbidity of 1.9 NTU or lower on 97% of settled water samples taken during each month.

To … maintain a free ammonia residual of 0.20 mg/l or less on 90% of distribution samples taken during year.

PUBLIC SERVICES GOAL

To … maintain a safe working environment by adhering to safety manual requirements and other safety standards.

To … achieve zero lost-time accidents.

ECONOMIC DEVELOPMENT GOAL

To … deal with all individuals we come into contact with as a potential customer.

To … contribute to local charities and volunteer efforts.

To … achieve participation in GBRA "Our Day to Shine" program.

TECHNICAL ASSISTANCE AND SUPPORT GOAL

To … provide training to System employees to improve their knowledge and skills in water treatment

To … maintain and upgrade water and wastewater certificates and licenses by:

- Attending TWUA meetings (two per operator per year).
- Attending TEEX, TCEQ, TRWA and TWUA seminars (six total per year).
- Maintaining membership in the Lab Analysts Section of TWUA.
- Three Team Members to possess TWUA lab certification.

COMMUNICATION AND EDUCATION

To … maintain a positive public image and professional attitude.

To … educate and support the local community on importance of water treatment, conservation and other water-related topics by:

- providing annual tour of facilities.
- supporting and participating in local river clean-up and other river related activities.
- encourage participation of one Luling employee in the Luling Chamber of Commerce.

Budget Summary

REVENUES - Luling

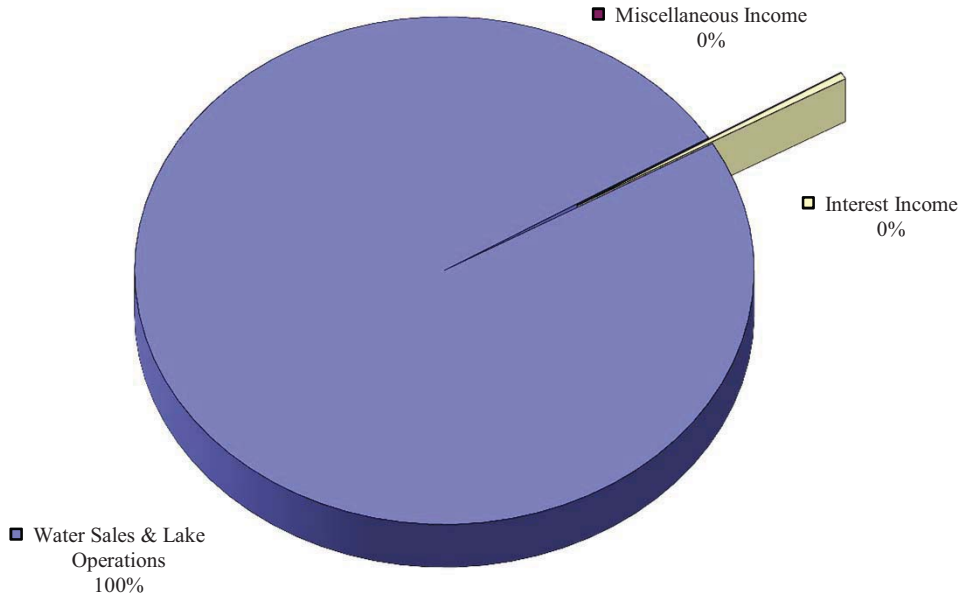

Revenues	FY 2011 Actual	FY 2012 Budget	FY 2013 Budget
Pollution & Industrial Financing			
Power Sales			
Water Sales & Lake Operations	1,313,165	1,435,326	1,416,445
Recreation & Land Use			
Wastewater Services			
Laboratory Services			
Rentals			
Administrative & General			
Miscellaneous Income	85		
Total Operating Revenues	**1,313,250**	**1,435,326**	**1,416,445**
Interest Income	5,322	6,420	5,880
Grand Total Revenues	**1,318,572**	**1,441,746**	**1,422,325**

Budget Summary

EXPENSES - Luling

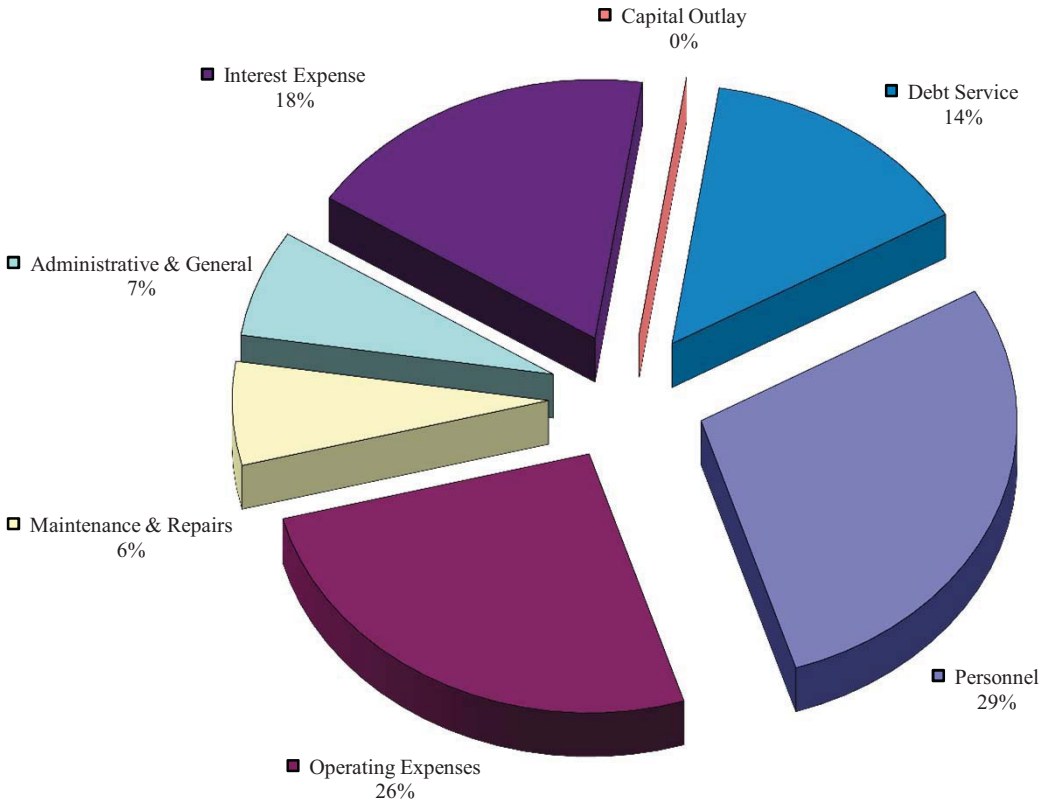

Expenses	FY 2011 Actual	FY 2012 Budget	FY 2013 Budget
Personnel	309,703	390,498	390,746
Operating Expenses	363,532	406,770	354,122
Maintenance & Repairs	47,745	57,958	88,664
Administrative & General	73,097	91,530	91,636
Total Operating Expenses	**794,077**	**946,756**	**925,168**
Interest Expense	266,368	258,324	250,781
Capital Outlay	22,954		
Debt Service	175,000	185,831	195,834
Grand Total Expenses	**1,258,399**	**1,390,911**	**1,371,783**

(This page was intentionally left blank)

Luling Water Treatment Plant Division
Operating Plan for Fiscal Year ending 8/31/2013

BACKGROUND

This work plan and budget describes the operations and maintenance of the Luling Water Treatment Plant Division to be performed during the 2013 Fiscal Year based on an average treated water delivery of 0.722 MGD to the City of Luling and a treated water delivery of 1.196 MGD to the City of Lockhart for a total delivery of 1.918 MGD.

A Chief Operator and four Operators, working as a team will continue to staff the plant, while one contract laborer will be utilized during the peak maintenance period. Serving as facilitators to the team will be the Division Manager - Hays/Caldwell Counties and the Operations Manager – Upper Basin located at GBRA's Seguin office. Additional support is received from the Seguin office in the form of engineering, electrical, and administrative functions.

REVENUE SOURCES AND TRENDS

The City of Luling contracted with GBRA in 1975 for the construction and operation of a surface water treatment plant. The plant came on line and started delivering drinking water from the San Marcos River in 1978. This contract provides that GBRA bill the city for the actual costs of operating the plant and that GBRA does not over-recover nor under-recover those operating costs. In fiscal year 2005 the Luling Water Treatment Plant Division started delivering treated water to the City of Lockhart by using plant capacity in the Luling Water Treatment Plant that was currently not utilized for the City of Luling.

FY 2013 operating revenue is budgeted to decrease 1.3% or $18,881. Of the FY 2013 decrease, $31,269 relates to the operation of the water treatment plant which is offset by a $12,388 increase in revenue relating to the operation of the treated water pipeline that delivers water to Lockhart.

CAPITAL ADDITIONS AND OPERATING EXPENDITURES

Significant operating expenses for the ensuing fiscal year include $70,660 for power and utilities at the Water Treatment Plant, $52,903 for power and utilities at the Luling High Service Pump Station, $13,075 for chlorine used in the disinfection process, $67,479 for ferric chloride used in the coagulation process, $14,145 for fluoride to help prevent tooth decay. Other significant operating expenditures include $8,160 for laboratory expenses and testing fees performed by the Texas Commission on Environmental Quality (TCEQ). Significant maintenance and repair expenses under (services) include $20,800 for sandblasting and painting of metal components in clarifiers #1 and #2 and replacement of two on-line filter water turbidimeters at a cost of $5,400.

In order to keep plant personnel abreast of changing regulations and treatment techniques, plant personnel will be enrolled in the continuing education classes taught by the Texas Engineering Extension Service and the Texas Commission on Environmental Quality. Additional technical and safety training will be provided by GBRA.

FUND BALANCE

Funds for the above listed maintenance projects as well as all of the other operating expenditures that are summarized in the following pages will be provided from revenues from the City of Luling and the City of Lockhart. This division generally represents a contract operation in which GBRA does not over-recover nor under-recover its costs; therefore, the net increase in fund balance for FY 2013 related to normal operating activities amounts to only $5,881. Additionally, $44,661 is also added to the fund balance as a result of revenue from debt coverage on bonded indebtedness within the division.

GUADALUPE-BLANCO RIVER AUTHORITY
WORKPLAN AND BUDGET
FISCAL YEAR ENDING AUGUST 31,2013

100 - LULING WTP

	FY 2012 BUDGET	FY 2013 BUDGET	FY 2012-2013 DIFFERENCE
OPERATING REVENUES			
WATER SALES & LAKE OPERATIONS:			
PLANT O & M EXPENSES	332,856	299,715	(33,141)
ADMIN. & GENERAL EXPENSE	32,598	30,753	(1,845)
DEBT SERVICE - LU/LO PROJECT	444,155	446,615	2,460
DEBT COV. FACTOR-LU/LO PROJECT	44,416	44,661	245
LU/LO TREATMENT PLT CHRGS	449,745	450,757	1,012
W/S-LU/LO DELIVERY SYSTEM	131,556	143,944	12,388
Total WATER SALES & LAKE OPERATIONS	**1,435,326**	**1,416,445**	**(18,881)**
TOTAL OPERATING REVENUES	**1,435,326**	**1,416,445**	**(18,881)**
OPERATING EXPENSES			
STAFF TECHNICAL ASSISTANCE	16,240	20,198	3,957
SUPERVISION	16,365	17,157	792
LABOR	194,085	174,336	(19,749)
Total OPERATING SALARIES & WAGES	**226,691**	**211,692**	**(14,999)**
EMPLOYEE EXPENSES & BENEFITS:			
EMPLOYEES' TRAVEL	800	600	(200)
EMPLOYEE BENEFITS	112,333	112,462	129
Total EMPLOYEE EXPENSES & BENEFITS	**113,133**	**113,062**	**(71)**
OPERATING SUPPLIES & SERVICES:			
TRUCK OPERATING EXPENSES	3,000	3,800	800
EQUIPMENT RENTAL	1,140	1,650	510
DUES AND MEMBERSHIPS	300	300	
PUBLICATIONS AND BOOKS	150	150	
SMALL TOOLS EXPENSE	300	300	
TRACTORS AND EQUIPMENT	314	314	
UNIFORMS AND LAUNDRY	2,600	2,700	100
TRAINING EXPENSES	1,920	1,920	
SAFETY & EMERG. EXPENSES	1,028	1,028	
SECURITY EXPENSE	300	300	
POWER AND UTILITIES	125,000	70,660	(54,340)
POWER/UTIL-LULING HIGH SERVICE	63,653	52,903	(10,750)
POWER/UTIL-LU/LO PROJECT	71,195	73,822	2,627
CHLORINE	13,986	13,075	(911)
ACTIVATED CARBON	792	792	

GUADALUPE-BLANCO RIVER AUTHORITY
WORKPLAN AND BUDGET
FISCAL YEAR ENDING AUGUST 31,2013

100 - LULING WTP

	FY 2012 BUDGET	FY 2013 BUDGET	FY 2012-2013 DIFFERENCE
AMMONIA	8,650	8,950	300
ALUM/FERRIC	70,180	67,479	(2,701)
FLUOSILICIC ACID		14,145	14,145
LAB SUPPLIES & EXPENSES	8,160	8,160	
PROFESSIONAL FEES	1,500	3,700	2,200
OPER EXP-LU/LO PROJECT	2,250	2,250	
INSPECTION FEES	350	350	
WATERMASTER PAYMENT	1,500	1,500	
COMMUNICATIONS	2,760	2,760	
OFFICE SUPPLIES & EXPENSES	1,200	1,200	
COMPUTER SUPPLIES & SERVICE	1,680	1,680	
BANK SERVICE FEES	100	100	
INSURANCE EXPENSE	20,362	15,734	(4,628)
MISCELLANEOUS EXPENSES	2,400	2,400	
Total OPERATING SUPPLIES & SERVICES	**406,770**	**354,122**	**(52,648)**
MAINTENANCE & REPAIR			
LABOR	50,674	65,993	15,319
MATERIAL	28,594	32,978	4,384
SERVICES	29,364	55,686	26,322
Total MAINTENANCE & REPAIR	**108,632**	**154,657**	**46,025**
TOTAL OPERATING & MAINTENANCE	**855,226**	**833,532**	**(21,694)**
ADMINISTRATIVE & GENERAL:			
A & G EXPENSES	91,530	91,636	105
Total ADMINISTRATIVE & GENERAL	**91,530**	**91,636**	**105**
TOTAL OPERATING EXPENSES	**946,756**	**925,168**	**(21,588)**
NET OPERATING INCOME	**488,570**	**491,277**	**2,707**

GUADALUPE-BLANCO RIVER AUTHORITY
WORKPLAN AND BUDGET
FISCAL YEAR ENDING AUGUST 31,2013

100 - LULING WTP

	FY 2012 BUDGET	FY 2013 BUDGET	FY 2012-2013 DIFFERENCE
OPERATING REVENUES	1,435,326	1,416,445	(18,881)
OPERATING EXPENSES	(946,756)	(925,168)	21,588
NET OPERATING INCOME	**488,570**	**491,277**	**2,707**
NON-OPERATING REVENUES (EXPENSES)			
INTEREST INCOME:			
INT ON OPERATING FUNDS	2,700	2,640	(60)
INT ON LU/LO OPR FUND	2,400	2,400	
INT ON LU/LO I&S FUND	1,320	840	(480)
Total INTEREST INCOME	**6,420**	**5,880**	**(540)**
INTEREST & BANK FEES:			
INT EXP - LU/LO PROJECT	(258,324)	(250,781)	7,543
Total INTEREST & BANK FEES	**(258,324)**	**(250,781)**	**7,543**
TOTAL NON-OPERATING REVENUES (EXPENSES)	**(251,904)**	**(244,901)**	**7,003**
CHANGE IN NET ASSETS	**236,666**	**246,376**	**9,710**
INTERFUND LOANS			
DEBT CAPITAL			
TOTAL FUNDS AVAILABLE	**236,666**	**246,376**	**9,710**
PURCHASES OF FIXED ASSETS			
WORK IN PROGRESS			
DEBT SERVICE			

GUADALUPE-BLANCO RIVER AUTHORITY
WORKPLAN AND BUDGET
FISCAL YEAR ENDING AUGUST 31,2013

100 - LULING WTP

	FY 2012 BUDGET	FY 2013 BUDGET	FY 2012-2013 DIFFERENCE
BONDS PAID	185,831	195,834	10,003
Total DEBT SERVICE	**185,831**	**195,834**	**10,003**
TOTAL FUNDS APPLIED	**185,831**	**195,834**	**10,003**
NET CHANGE IN FUND BALANCE	**50,835**	**50,542**	**(293)**

GUADALUPE-BLANCO RIVER AUTHORITY
WORKPLAN AND BUDGET
FISCAL YEAR ENDING AUGUST 31,2013

100 - LULING WTP

	FY 2012 BUDGET	FY 2013 BUDGET	FY 2012-2013 DIFFERENCE
SALARIES & WAGES DETAIL			
STAFF TECHNICAL ASSISTANCE:			
STA- SUPERVISION	9,400	7,921	(1,479)
STA- CLERICAL	6,840	6,891	50
STA/SUP- LU/LO PROJECT		5,386	5,386
Total STAFF TECHNICAL ASSISTANCE	**16,240**	**20,198**	**3,957**
SUPERVISION:			
SUPERVISION	15,745	16,517	772
SUP- LU/LO PROJECT	621	641	20
Total SUPERVISION	**16,365**	**17,157**	**792**
OPERATING LABOR:			
CLERICAL	768	630	(138)
REG- OPERATING LABOR	140,432	129,071	(11,361)
REG- LU/LO PROJECT LABOR	20,519	17,493	(3,026)
OVT- OPERATING LABOR	28,985	23,978	(5,007)
OVT- LU/LO PROJECT LBR	3,382	3,164	(217)
Total OPERATING LABOR	**194,085**	**174,336**	**(19,749)**
MAINTENANCE & REPAIR			
M&R-LABOR:			
REG/LBR- LU/LO PROJECT	4,078	8,740	4,661
REG/LBR- OTHER	43,550	54,927	11,377
Total M&R-LABOR	**47,628**	**63,666**	**16,038**
M&R-OVERTIME:			
OVT/LBR- OTHER	3,046	2,326	(720)
Total M&R-OVERTIME	**3,046**	**2,326**	**(720)**
Total MAINTENANCE & REPAIR	**50,674**	**65,993**	**15,319**
WORK IN PROGRESS			
PROJECT DEVELOPMENT			
TOTAL SALARIES & WAGES	**277,365**	**277,684**	**319**

GUADALUPE-BLANCO RIVER AUTHORITY
WORKPLAN AND BUDGET
FISCAL YEAR ENDING AUGUST 31,2013

100 - LULING WTP

	FY 2012 BUDGET	FY 2013 BUDGET	FY 2012-2013 DIFFERENCE
MAINTENANCE & REPAIR DETAIL			
LABOR:			
REG/LBR- LU/LO PROJECT	4,078	8,740	4,661
REG/LBR- OTHER	43,550	54,927	11,377
OVT/LBR- OTHER	3,046	2,326	(720)
Total LABOR	**50,674**	**65,993**	**15,319**
MATERIAL:			
M&R/MAT- GROUNDS	216	216	
M&R/MAT- BUILDINGS	360	360	
M&R/MAT- PAINT EQUIPMENT	576	1,000	424
M&R/MAT- CHEM. FEED EQUIP	2,216	2,216	
M&R/MAT- METERS	1,200	1,200	
M&R/MAT- MOTORS	1,200	1,200	
M&R/MAT- CLAR,FLOC,RAP MX	2,400	2,400	
M&R/MAT- CONTROL & ELECT.	4,900	7,800	2,900
M&R/MAT- TOOLS & EQUIP	300	300	
M&R/MAT- FILTERS	600	600	
M&R/MAT- PIPING & VALVES	2,400	2,400	
M&R/MAT- TRUCK	240	240	
M&R/MAT- EQUIPMENT LUBE	702	702	
M&R/MAT- PUMPS	2,400	2,400	
M&R/MAT- MOWER & EQUIP.	800	800	
M&R/MAT- ROADS	120	120	
M&R/MAT- SAFETY	720	720	
M&R/MAT- CLRWELL&BKWSH TN	252	252	
M&R/MAT- SCADA/COMPUTERS	1,600	1,600	
M&R/MAT- LULING HS PUMP STATIO	2,412	2,412	
M&R/MAT- GENERATOR	1,000	600	(400)
M&R/MAT- LU/LO PROJECT	1,980	3,440	1,460
Total MATERIAL	**28,594**	**32,978**	**4,384**
SERVICES:			
M&R/SER- PAINT EQUIPMENT	540		(540)
M&R/SER- CHEM. FEED EQUIP	1,350	1,800	450
M&R/SER- METERS	996	996	
M&R/SER- MOTORS	2,400	2,400	
M&R/SER- CLAR,FLOC,RAP MX	1,200	20,800	19,600
M&R/SER- CONTROL & ELECT.	2,400	2,400	
M&R/SER- TRUCKS	600	600	
M&R/SER- PUMPS	7,500	2,500	(5,000)
M&R/SER- BIOSOLIDS BEDS		8,500	8,500
M&R/SER- MOWER & EQUIP.	800	800	

GUADALUPE-BLANCO RIVER AUTHORITY
WORKPLAN AND BUDGET
FISCAL YEAR ENDING AUGUST 31,2013

100 - LULING WTP

	FY 2012 BUDGET	FY 2013 BUDGET	FY 2012-2013 DIFFERENCE
M&R/SER- CLRWELL&BKWSH TN	600		(600)
M&R/SER- SCADA/COMPUTERS	720	720	
M&R/SER- LULING HS PUMP STATIO	3,180	3,180	
M&R/SER- GENERATOR	2,728	900	(1,828)
M&R/SER- LU/LO DELIVERY SYSTEM	4,350	10,090	5,740
Total SERVICES	**29,364**	**55,686**	**26,322**
TOTAL MAINTENANCE & REPAIR	**108,632**	**154,657**	**46,025**

CANYON HYDROELECTRIC DIVISION
WORK PLAN AND BUDGET

Fiscal Year Ending August 31, 2013

Canyon Hydroelectric

Hydroelectricity is one of the cleanest sources of power currently available. For more than 75 years, natural flows of the Guadalupe River have been passed through the turbines of hydroelectric plants to generate electricity for basin residents. These flows are returned to the river, unchanged, for use by others. Water, the "renewable resource" can be used to create energy that benefits people and the environment.

This division operates a six-megawatt hydroelectric plant located in Sattler, Texas, adjacent to the Canyon Dam discharge channel. The plant uses natural flows of the Guadalupe River as passed through Canyon Dam to provide electricity, through New Braunfels Utilities (NBU), to residents of the City of New Braunfels.

The plant is equipped with two 3-megawatt generators that use available river flows in the range of 90 to 300 cubic feet per second (cfs) each to produce electricity. Included in the plant is a bypass valve capable of releasing up to 500 additional cfs. Flows above the combined total of 1,100 cfs must be released through the dam's original outlet structure.

The plant operates through a license from the Federal Energy Regulatory Commission, with permits from TCEQ and the U.S Army Corps of Engineers. Using state of the art technology, the plant can be remotely operated from Seguin with microwave communication equipment.

- Service Provided: Hydroelctric generation
- Location: Sattler, TX
- Startup Operation Date: 1989
- Customer: NBU
- Capacity: 6 MW
- Average Kwh Produced: 25,210,000
- # of Current Employees: 2
- Budgeted Revenue: $1,440,525

Canyon Hydroelectric Division Organizational Chart

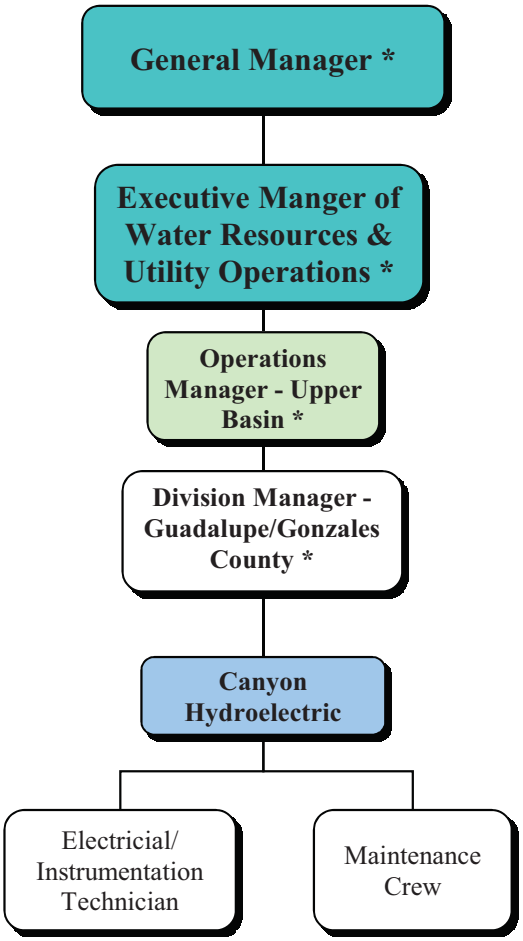

* GBRA employee from another Division

Staffing Summary

Canyon Hydroelectric	# of Authorized Positions (FTE)		
	2011	2012	2013
Electrical/Instrumentation Technician	1	1	1
Maintenance Crew	1	1	1
Total	**2**	**2**	**2**

Changes from FY 2012 to 2012
No staffing changes for this division.

Changes from FY 2012 to 2013
No staffing changes for this division.

Budget Summary

Division: **Canyon Hydroelectric**

Description

The Canyon Hydroelectric Division operates a six-megawatt power plant that generates electricity for New Braunfels Utilities (NBU). Division personnel are responsible for the operation and maintenance of the generating station as well as the penstock, substation and ancillary equipment.

Objectives

The following objectives are the division's operating plan in working toward the goals and objectives as outlined in the mission statement.

WATER RESOURCE MANAGEMENT GOAL

To … assure a high level of reliability of the generating plant by inspecting and performing necessary maintenance on generators associated equipment each year.

WATER QUALITY GOAL

To … reduce the possibility and impact of oil leaks by continually monitoring oil seals and oil containment in the power plant and substation.

PUBLIC SERVICES GOAL

To … provide Canyon Hydroelectric Division employees with annual training and testing in safety, first aid and CPR to achieve a level of confidence and competence that will encourage assistance to the public in need.

ECONOMIC DEVELOPMENT GOAL

To … offer Canyon Hydroelectric Division expertise and equipment to assist with at least two clean-up projects on the hydro lakes to enhance economic development and customer relations in the district.

TECHNICAL ASSISTANCE AND SUPPORT GOAL

To … assess the training program of the Canyon Hydroelectric Division and identify areas needing improvement. To develop a training program that meets the Division's present and future professional and technical needs and that continually reviews those needs. Continue the GBRA Performance Assessment and Development Program in the Canyon Hydroelectric Division.

COMMUNICATION AND EDUCATION

To … have Canyon Hydroelectric Division maintenance employees conduct at least four public tours of hydro facilities, to develop a positive public recognition of GBRA employees and facilities.

(This page was intentionally left blank)

Budget Summary

REVENUES - Canyon Hydroelectric

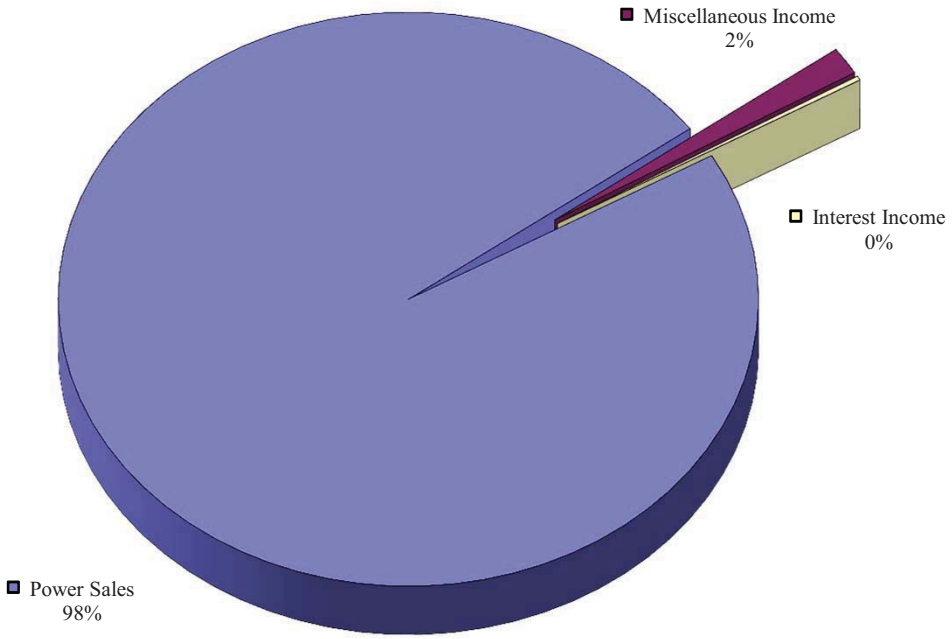

Revenues	FY 2011 Actual	FY 2012 Budget	FY 2013 Budget
Pollution & Industrial Financing			
Power Sales	1,369,515	1,552,103	1,418,194
Water Sales & Lake Operations			
Recreation & Land Use			
Wastewater Services			
Laboratory Services			
Rentals			
Administrative & General			
Miscellaneous Income	18,752	11,326	22,331
Total Operating Revenues	**1,388,267**	**1,563,429**	**1,440,525**
Interest Income	3,544	3,840	3,540
Grand Total Revenues	**1,391,812**	**1,567,269**	**1,444,065**

Budget Summary

EXPENSES - Canyon Hydroelectric

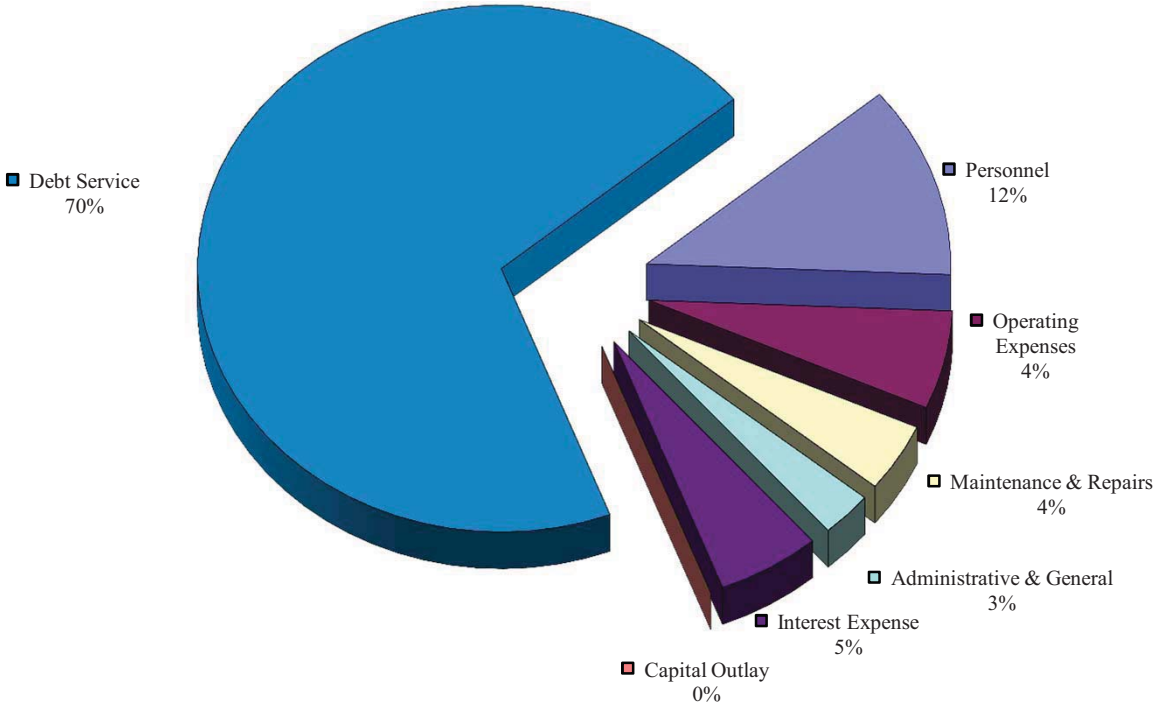

Expenses	FY 2011 Actual	FY 2012 Budget	FY 2013 Budget
Personnel	164,537	206,995	169,798
Operating Expenses	71,709	87,472	87,289
Maintenance & Repairs	30,890	138,750	60,750
Administrative & General	37,945	48,524	39,788
Total Operating Expenses	**305,081**	**481,741**	**357,625**
Interest Expense	247,001	123,860	79,772
Capital Outlay			
Debt Service	905,000	961,668	1,006,668
Grand Total Expenses	**1,457,082**	**1,567,269**	**1,444,065**

Canyon Hydroelectric Division
Operating Plan for Fiscal Year Ending 8/31/13

BACKGROUND

The Guadalupe-Blanco River Authority Canyon Hydroelectric Division began operation in January of 1989. The Division consists of a hydroelectric generating plant with two 3-megawatt generators that use available river flows in the range of 90 to 600 cubic feet per second (cfs) to produce electricity. Included in the Plant is a bypass valve capable of releasing up to 500 additional cubic feet per second. When releases from Canyon Dam are above the combined generation and bypass rates (a total of 1,100 cfs), the Plant cannot be operated, and all water must be released through the dam's original outlet structure.

The objective of all GBRA employees who operate and maintain the Canyon Hydroelectric Plant is to provide a level of equipment reliability that will assure full utilization of water released from Canyon Reservoir for the generation of electricity.

The two GBRA employees who are assigned to the Canyon Hydroelectric Division maintain the Plant. Personnel from the GBRA Guadalupe Valley Hydroelectric Division assist these employees in their maintenance duties. The remote operation of the Plant is conducted from the central Control Room at the Seguin office of GBRA.

REVENUE SOURCES AND TRENDS

The debt service cost and the operating and maintenance expense of the Plant are paid by New Braunfels Utilities (NBU), which is the recipient of all electricity generated by the Plant. The debt service portion of this revenue stream is a fixed charge based on the debt retirement schedule for the Plant. The energy portion of the division's revenue stream covers all operation and maintenance expenses and is based on an energy charge of $0.0133 cents per kW hour of electricity that is generated. The Division is a cost of service operation, and at the end of each fiscal year there is reconciliation between GBRA and NBU to adjust income to actual expenses for the year. If the total cost of operating the Plant exceeds the amount of revenue collected, then NBU reimburses GBRA for this difference. If the alternative is the case, then GBRA reimburses NBU the difference.

The total amount of Division revenue budgeted for FY 2013 including the newly authorized renewable energy credits in the State of Texas is $1,440,525 which is $122,904 less than budgeted revenue for FY 2012. This revenue budget is not calculated by using projected average annual generation as it was prior to FY 2004. The current method of determining the power sales revenue budget is to set it equal to the total amount of budgeted expenditures less any revenue received from the marketing of renewable energy credits. This method is consistent with the annual reconciliation process described above. The net result is that total budgeted revenue decreased approximately 7.9% for FY 2013 and this is due to a projected decrease in operating and maintenance expenditures next year.

CAPITAL ADDITIONS AND OPERATING EXPENDITURES

An important component of the Division's operating expenditures is the labor costs associated with operating and maintaining the Plant. A substantial share of the labor cost is associated with the hydroelectric plant attendant who visits the Plant two-three times each week. Some of the attendant's duties are to:

1. Observe and monitor all major equipment and facilities.

2. Record, analyze and compare all meter, gauge, and level readings.
3. Simulate alarms and verify the Seguin Control Room receives these alarms.
4. Lubricate and maintain equipment as scheduled or as needed.
5. Test dissolved oxygen (DO) content of water downstream of the Plant.
6. Collect water samples for DO comparison in the GBRA Water Quality Laboratory.
7. Report and schedule maintenance requirements of the Plant.

During FY 2013, the staff will continue to monitor the effect that the hydrogen sulfide-rich atmosphere has on the Plant's equipment. This condition exists due to the 150 feet depth of Canyon Reservoir and the fact that water released for generation comes from the bottom of the lake. Maintenance and repairs due to this corrosive condition and other repairs will be performed as needed. Preventive maintenance will be conducted during scheduled annual turbine/generator inspections.

In FY 2010 the U.S. Army Corps of Engineers requested GBRA budget funds to clean and paint the Hydro Plant facilities which interconnect with the Corps flood control structure, namely the steel grill covering the penstock inlet pipe and the take-out structure slide gate. The take-out structure slide gate repairs were completed in FY2012. However, no work was performed on the steel grill covering the penstock inlet pipe. Funds for cleaning, inspecting and painting the grill cover are budgeted again in FY 2013.

FUND BALANCE

Funds for operating expenditures included within the FY 2013 budget that are summarized in the following pages will be funded from power sales revenue derived from NBU. This Division represents a contract operation in which GBRA does not over-recover nor under-recover its costs. Therefore, the change in fund balance should be $0 after the Fiscal Year end reconciliation of costs is agreed to by GBRA and NBU.

GUADALUPE-BLANCO RIVER AUTHORITY
WORKPLAN AND BUDGET
FISCAL YEAR ENDING AUGUST 31, 2013

120 - CANYON HYDROELECTRIC

	FY 2012 BUDGET	FY 2013 BUDGET	FY 2012-2013 DIFFERENCE
OPERATING REVENUES			
POWER SALES:			
POWER SALES	470,415	335,294	(135,121)
CREDIT-OPER. INTEREST EARNINGS	(840)	(900)	(60)
DEBT SERVICE REQUIREMENT	1,085,528	1,086,440	912
CREDIT INT EARN R&R FUND	(900)	(720)	180
CREDIT INT. EARN-I&S FD	(2,100)	(1,920)	180
Total POWER SALES	**1,552,103**	**1,418,194**	**(133,909)**
MISCELLANEOUS INCOME:			
RENEWABLE ENERGY CREDIT SALES	11,326	22,331	11,005
Total MISCELLANEOUS INCOME	**11,326**	**22,331**	**11,005**
TOTAL OPERATING REVENUES	**1,563,429**	**1,440,525**	**(122,904)**
OPERATING EXPENSES			
STAFF TECHNICAL ASSISTANCE	15,372	14,103	(1,269)
SUPERVISION	6,518	6,265	(254)
LABOR	50,431	46,755	(3,676)
Total OPERATING SALARIES & WAGES	**72,321**	**67,122**	**(5,199)**
EMPLOYEE EXPENSES & BENEFITS:			
EMPLOYEES' TRAVEL	400	400	
EMPLOYEE BENEFITS	59,552	48,830	(10,722)
Total EMPLOYEE EXPENSES & BENEFITS	**59,952**	**49,230**	**(10,722)**
OPERATING SUPPLIES & SERVICES:			
TRUCK OPERATING EXPENSES	6,800	7,500	700
BUILDING RENTAL	3,624	3,624	
DUES AND MEMBERSHIPS	200	200	
PUBLICATIONS AND BOOKS	50	50	
SMALL TOOLS EXPENSE	200	250	50
UNIFORMS AND LAUNDRY	725	900	175
TRAINING EXPENSES	900	900	
SAFETY & EMERG. EXPENSES	300	300	
SAFETY BOOTS & GLASSES	200	200	
SECURITY EXPENSE	200	200	
POWER AND UTILITIES	3,100	3,100	

GUADALUPE-BLANCO RIVER AUTHORITY
WORKPLAN AND BUDGET
FISCAL YEAR ENDING AUGUST 31, 2013

120 - CANYON HYDROELECTRIC

	FY 2012 BUDGET	FY 2013 BUDGET	FY 2012-2013 DIFFERENCE
LAB SUPPLIES & EXPENSES	150	150	
PROFESSIONAL FEES	1,200	1,000	(200)
INSPECTION FEES	3,000	3,000	
SB. 818 ASSESSMENT	9,200	9,200	
ERCOT EXPENSES	3,000	3,000	
WATERMASTER PAYMENT	6,600	6,600	
FALLING WATER CHARGES	27,000	27,000	
COMMUNICATIONS	1,000	1,000	
OFFICE SUPPLIES & EXPENSES	50	50	
KITCHEN & JANITOR SUPPLY	50	50	
BANK SERVICE FEES	1,100	1,100	
INSURANCE EXPENSE	18,523	17,615	(908)
MISCELLANEOUS EXPENSES	300	300	
Total OPERATING SUPPLIES & SERVICES	**87,472**	**87,289**	**(183)**
MAINTENANCE & REPAIR			
LABOR	74,722	53,446	(21,276)
MATERIAL	10,350	10,050	(300)
SERVICES	128,400	50,700	(77,700)
Total MAINTENANCE & REPAIR	**213,472**	**114,196**	**(99,276)**
TOTAL OPERATING & MAINTENANCE	**433,218**	**317,837**	**(115,380)**
ADMINISTRATIVE & GENERAL:			
A & G EXPENSES	48,524	39,788	(8,736)
Total ADMINISTRATIVE & GENERAL	**48,524**	**39,788**	**(8,736)**
TOTAL OPERATING EXPENSES	**481,741**	**357,625**	**(124,116)**
NET OPERATING INCOME	**1,081,688**	**1,082,900**	**1,212**

GUADALUPE-BLANCO RIVER AUTHORITY
WORKPLAN AND BUDGET
FISCAL YEAR ENDING AUGUST 31, 2013

120 - CANYON HYDROELECTRIC

	FY 2012 BUDGET	FY 2013 BUDGET	FY 2012-2013 DIFFERENCE
OPERATING REVENUES	1,563,429	1,440,525	(122,904)
OPERATING EXPENSES	(481,741)	(357,625)	124,116
NET OPERATING INCOME	**1,081,688**	**1,082,900**	**1,212**
NON-OPERATING REVENUES (EXPENSES)			
INTEREST INCOME:			
INT ON OPERATING FUNDS	840	900	60
INT ON FULLY FUNDED ACCTS	900	720	(180)
INT ON I & S FUND	2,100	1,920	(180)
Total INTEREST INCOME	**3,840**	**3,540**	**(300)**
INTEREST & BANK FEES:			
INT ON REVENUE BONDS	(123,860)	(79,772)	44,088
Total INTEREST & BANK FEES	**(123,860)**	**(79,772)**	**44,088**
TOTAL NON-OPERATING REVENUES (EXPENSES)	**(120,020)**	**(76,232)**	**43,788**
CHANGE IN NET ASSETS	**961,668**	**1,006,668**	**45,000**
INTERFUND LOANS			
DEBT CAPITAL			
TOTAL FUNDS AVAILABLE	**961,668**	**1,006,668**	**45,000**
PURCHASES OF FIXED ASSETS			
WORK IN PROGRESS			
DEBT SERVICE			

GUADALUPE-BLANCO RIVER AUTHORITY
WORKPLAN AND BUDGET
FISCAL YEAR ENDING AUGUST 31, 2013

120 - CANYON HYDROELECTRIC

	FY 2012 BUDGET	FY 2013 BUDGET	FY 2012-2013 DIFFERENCE
BONDS PAID	961,668	1,006,668	45,000
Total DEBT SERVICE	**961,668**	**1,006,668**	**45,000**
TOTAL FUNDS APPLIED	**961,668**	**1,006,668**	**45,000**
NET CHANGE IN FUND BALANCE			

GUADALUPE-BLANCO RIVER AUTHORITY
WORKPLAN AND BUDGET
FISCAL YEAR ENDING AUGUST 31, 2013

120 - CANYON HYDROELECTRIC

	FY 2012 BUDGET	FY 2013 BUDGET	FY 2012-2013 DIFFERENCE
SALARIES & WAGES DETAIL			
STAFF TECHNICAL ASSISTANCE:			
STA- SUPERVISION	11,183	9,506	(1,677)
STA- CLERICAL	4,190	4,597	407
Total STAFF TECHNICAL ASSISTANCE	**15,372**	**14,103**	**(1,269)**
SUPERVISION:			
SUPERVISION	6,518	6,265	(254)
Total SUPERVISION	**6,518**	**6,265**	**(254)**
OPERATING LABOR:			
CLERICAL	323	286	(37)
REG- OPERATING LABOR	27,262	26,369	(894)
REG- ATTENDANT'S DUTIES	9,437	9,170	(267)
REG- SAFETY & TRAINING	2,915	1,043	(1,872)
OVT- OPERATING LABOR	5,282	4,569	(714)
OVT- ATTENDANTS DUTIE	68	67	(1)
REG- WORKING HOLIDAY LABOR	5,143	5,251	108
Total OPERATING LABOR	**50,431**	**46,755**	**(3,676)**
MAINTENANCE & REPAIR			
M&R-LABOR:			
REG/LBR- OTHER	69,402	50,846	(18,556)
Total M&R-LABOR	**69,402**	**50,846**	**(18,556)**
M&R-OVERTIME:			
OVT/LBR- OTHER	5,320	2,600	(2,720)
Total M&R-OVERTIME	**5,320**	**2,600**	**(2,720)**
Total MAINTENANCE & REPAIR	**74,722**	**53,446**	**(21,276)**
WORK IN PROGRESS			
PROJECT DEVELOPMENT			
TOTAL SALARIES & WAGES	**147,043**	**120,568**	**(26,475)**

GUADALUPE-BLANCO RIVER AUTHORITY
WORKPLAN AND BUDGET
FISCAL YEAR ENDING AUGUST 31, 2013

120 - CANYON HYDROELECTRIC

	FY 2012 BUDGET	FY 2013 BUDGET	FY 2012-2013 DIFFERENCE
MAINTENANCE & REPAIR DETAIL			
LABOR:			
REG/LBR- OTHER	69,402	50,846	(18,556)
OVT/LBR- OTHER	5,320	2,600	(2,720)
Total LABOR	**74,722**	**53,446**	**(21,276)**
MATERIAL:			
M&R/MAT- CLEAN PWR HOUSES	50	50	
M&R/MAT- PAINT PWR HOUSES	50	50	
M&R/MAT- PWR HOUSES&EQUIP	2,300	2,300	
M&R/MAT- SAFETY	200	200	
M&R/MAT- POISON PROPERTIE	50	50	
M&R/MAT- ROADS & BRIDGES	200	200	
M&R/MAT- FENCES	200	200	
M&R/MAT- PENSTK CONDUIT I	400	400	
M&R/MAT- TURBINE INSPECTI	400	400	
M&R/MAT- GENERATORS	400	400	
M&R/MAT- TURBINE/GOVERNOR	400	400	
M&R/MAT- DISSOLVED OXYGEN	900	900	
M&R/MAT- SWITCHGEAR	400	400	
M&R/MAT- WEIR	400	200	(200)
M&R/MAT- CONTROL SYSTEM	2,600	2,500	(100)
M&R/MAT- COMMUNICATION SY	1,000	1,000	
M&R/MAT- SUBSTATIONS	400	400	
Total MATERIAL	**10,350**	**10,050**	**(300)**
SERVICES:			
M&R/SER- CLEAN PWR HOUSES		4,400	4,400
M&R/SER- PWR HOUSES&EQUIP	4,300		(4,300)
M&R/SER- GEN. OFFICE BLDG	500	600	100
M&R/SER- PENSTK CONDUIT I	94,900	21,000	(73,900)
M&R/SER- TURBINE INSPECTI	300	300	
M&R/SER- GENERATORS	15,000	500	(14,500)
M&R/SER- TURBINE/GOVERNOR	200	200	
M&R/SER- DISSOLVED OXYGEN	200	200	
M&R/SER- SWITCHGEAR	3,000	8,000	5,000
M&R/SER- CONTROL SYSTEM	1,000	1,000	
M&R/SER- COMMUNICATION SY	4,000	4,500	500
M&R/SER- SUBSTATIONS	5,000	10,000	5,000

GUADALUPE-BLANCO RIVER AUTHORITY
WORKPLAN AND BUDGET
FISCAL YEAR ENDING AUGUST 31, 2013

120 - CANYON HYDROELECTRIC

	FY 2012 BUDGET	FY 2013 BUDGET	FY 2012-2013 DIFFERENCE
Total SERVICES	128,400	50,700	(77,700)
TOTAL MAINTENANCE & REPAIR	213,472	114,196	(99,276)

LOCKHART DIVISION
WORK PLAN AND BUDGET
Fiscal Year Ending August 31, 2013

Lockhart WWTP

This division was established on October 1, 1994 to operate and manage the existing 1.1 mgd Larremore Street Wastewater Treatment Plant and a new 1.5 mgd F.M. 20 Plant, completed in February 1999, under contract with the City of Lockhart. The plants supply a combined treatment capacity of 2.6 mgd to provide environmentally-responsible wastewater treatment service within the city limits and meet future growth needs.

The F.M. 20 Plant is an approved site for acceptance and treatment of septic tank waste. It utilizes an innovative "carousel activated sludge process" to treat wastewater, simplifying plant operation and maintenance. Ultraviolet (UV) light disinfection is also used in place of chlorine.

An on-site laboratory conducts daily sample testing to ensure treated effluent meets all state and federal guidelines. Furthermore, "biomonitoring" tests are performed on two aquatic species - a microscopic crustacean and the fathead minnow - to ensure that aquatic life and the environment will not be harmed by treated wastewater effluent returned to the surface waters of the Guadalupe River Basin.

In addition, division staff promotes public education through tours and presentations to schools and community groups.

- Service Provided: Wastewater Treatment
- Location: Lockhart, TX
- Startup Operation Date: 1994
- Customer: City of Lockhart
- Service Population 11,615
- Capacity: 2.6 mgd
- # of gallons treated: 474,570,000
- # of Current Employees: 4
- Budgeted Revenue: $1,633,088

Lockhart WTP

The Lockhart Water Treatment Plant has been operated by GBRA since October 1, 2001, after selection by the City of Lockhart to serve as contract operator. GBRA employees operate the plant and are also responsible for the city's well system.

The plant's water source is the Carrizo Aquifer. The plant is specially designed to treat the high concentrations of iron that are characteristic of Carrizo water. This is accomplished using oxidation followed by filtrations to remove dissolved iron and manganese.

- Service Provided: Water Treatment
- Location: Lockhart, TX
- Startup Operation Date: 2001
- Customer: City of Lockhart
- Capacity: 4 mgd
- # of gallons treated: 106,884,000
- # of Current Employees: 3
- Budgeted Revenue: $573,576

Lockhart Division Organizational Chart

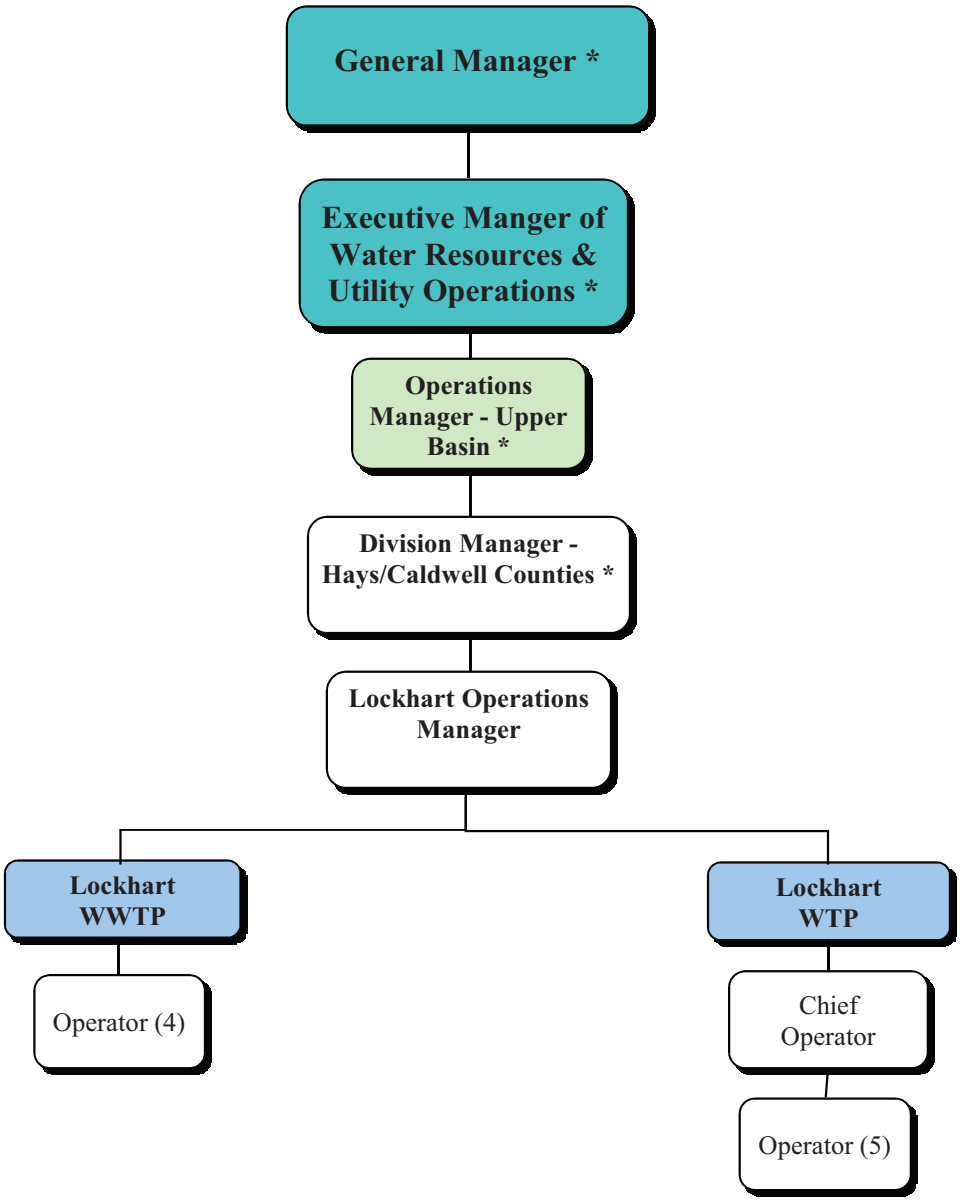

* GBRA employee from another Division

Staffing Summary

Lockhart	# of Authorized Positions (FTE)		
	2011	2012	2013
Lochart WWTP			
Lockhart Operations Manager	1	1	1
Operators	4	4	4
Total WWTP	5	5	5
Lockhart WTP			
Chief Operator	1	1	1
Operators	5	5	5
Total WTP	6	6	6
Total	**11**	**11**	**11**

Changes from FY 2011 to FY 20112
No staffing changes for this division.

Changes from FY 2012 to FY 2013
No staffing changes for this division.

Budget Summary

Division: **Lockhart**

Description

The Lockhart Wastewater Reclamation Division began operations on October 1, 1994, after signing a contract with the City of Lockhart to assume operation of the City's 1.1 million gallon per day (MGD) wastewater treatment plant. In partnership with the City, GBRA has also helped to design, finance, construct and operate a new wastewater treatment plant. The system is able to treat a total of 2.6 MGD.

The Lockhart Water Plant Division began operations on October 1, 2000, after signing a contract with the City of Lockhart to assume operation of the City's 4.0 MGD water treatment plant. In partnership with the City, GBRA will strive to produce high quality potable water for the citizens of Lockhart.

Objectives

The following objectives are the division's operating plan for in working toward the goals and objectives as outlined in the mission statement.

WATER RESOURCE MANAGEMENT GOAL

Lockhart WWTP

To ... accomplish all tasks in a cost efficient manner and within budgeted amounts.

To… provide input as requested in efforts to improve water quality in the Plum Creek watershed.

Lockhart WTP

To ... accomplish all tasks in a cost efficient manner and within budgeted amounts.

To … work with the GBRA Luling Water Treatment Plant to coordinate the efficient transfer of water.

To…provide input to the Plum Creek Conservation District related to ground water use.

WATER QUALITY GOAL

Lockhart WWTP
To ... meet or exceed TCEQ/EPA Permit Requirements.

To ... apply for and become recognized by organizations offering awards for outstanding achievements.

Lockhart WTP
To ... meet or exceed TCEQ water quality standards.

To …apply for and become recognized by organizations offering awards for outstanding achievements.

PUBLIC SERVICES GOAL

Lockhart WWTP
To ... attend City Council meetings as requested for the presentation of the Annual Budget and issues relevant to operations of the Facilities.

Lockhart WTP
To ... complete and deliver Consumer Confidence Reports to our Customers in a timely manner.

To … attend City Council meetings as requested for the presentation of the Annual Budget and issues relevant to operations of the Facilities.

ECONOMIC DEVELOPMENT GOAL

Lockhart WWTP
To … provide efficient wastewater treatment service to the City of Lockhart.

To ... provide competitive service in the septic haulers business.

To … assist the City of Lockhart in developing effluent reuse options at both plants.

Lockhart WTP
To … provide efficient water treatment service to the City of Lockhart.

To … provide to the Lockhart Chamber of Commerce accurate data on water production and water usage.

TECHNICAL ASSISTANCE AND SUPPORT GOAL

Lockhart WWTP
To ... provide training to Facility operators to improve their knowledge and skills in wastewater treatment.

Lockhart WTP
To ... provide training to Facility operators to improve their knowledge and skills in water treatment.

COMMUNICATION AND EDUCATION

Lockhart WWTP
To ... maintain a positive public image and professional attitude.

To … provide the City of Lockhart with timely monthly reports.

To ... participate in the Community Events and Volunteer Efforts.

Lockhart WTP
To ... maintain a positive public image and professional attitude.

To … provide the City of Lockhart with timely monthly reports.

To ... participate in the Community Events and Volunteer Efforts.

(This page was intentionally left blank)

Budget Summary

REVENUES - Lockhart

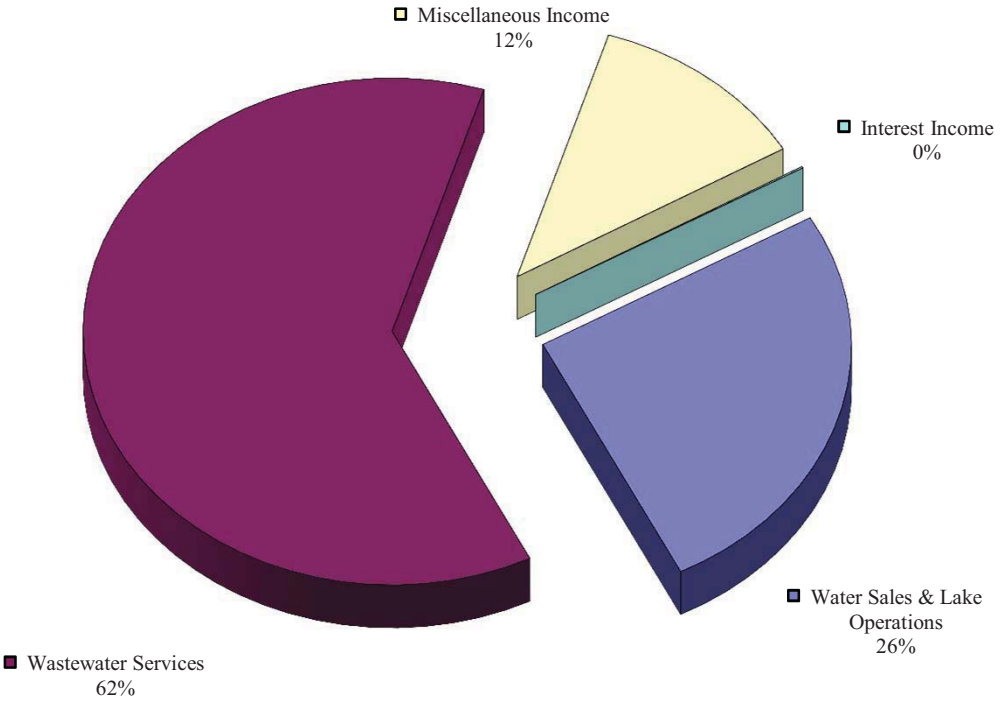

Revenues	FY 2011 Actual	FY 2012 Budget	FY 2013 Budget
Pollution & Industrial Financing			
Power Sales			
Water Sales & Lake Operations	487,057	631,149	573,576
Recreation & Land Use			
Wastewater Services	1,260,478	1,379,555	1,373,088
Laboratory Services			
Rentals			
Administrative & General			
Miscellaneous Income	300,055	260,000	260,000
Total Operating Revenues	**2,047,589**	**2,270,704**	**2,206,664**
Interest Income	1,213	1,920	2,040
Grand Total Revenues	**2,048,803**	**2,272,624**	**2,208,704**

Budget Summary

EXPENSES - Lockhart

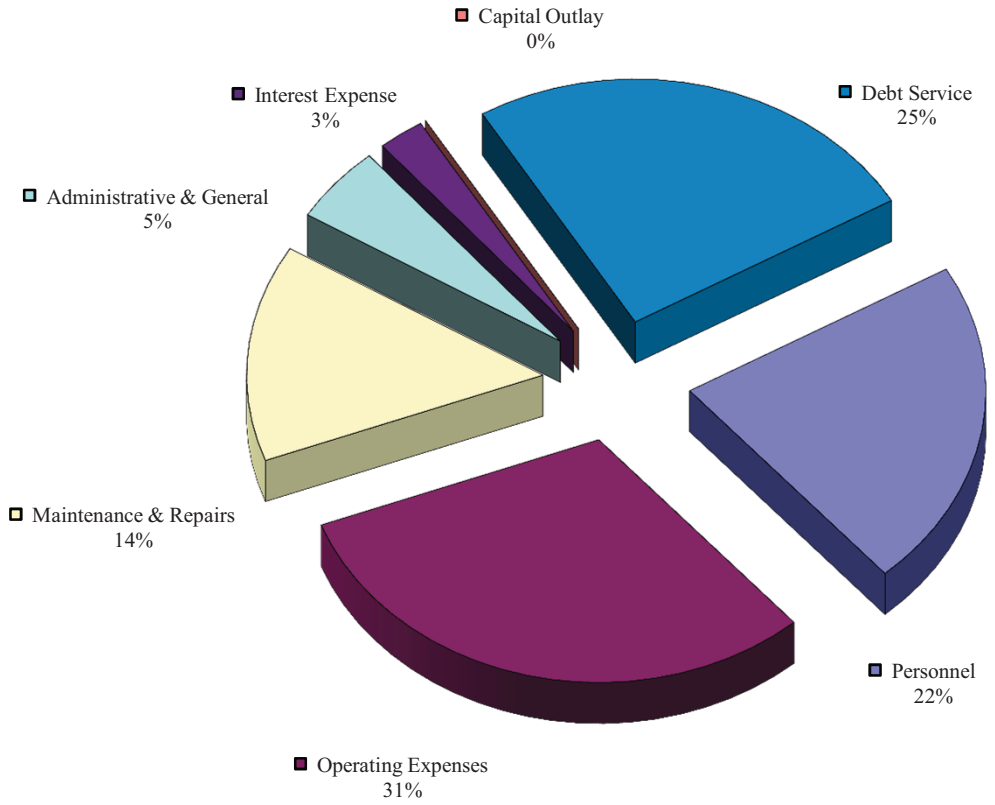

Expenses	FY 2011 Actual	FY 2012 Budget	FY 2013 Budget
Personnel	437,686	457,387	483,180
Operating Expenses	616,552	682,596	678,750
Maintenance & Repairs	247,971	301,720	318,612
Administrative & General	101,958	106,955	113,014
Total Operating Expenses	**1,404,167**	**1,548,658**	**1,593,556**
Interest Expense	84,106	66,860	55,981
Capital Outlay	22,902	28,000	
Debt Service	530,000	543,746	558,746
Grand Total Expenses	**2,041,175**	**2,187,264**	**2,208,283**

Lockhart Division
Lockhart Wastewater Reclamation System
Operating Plan for Fiscal Year Ending 8/31/13

BACKGROUND

The following Work Plan and Budget is based on the two Lockhart Wastewater Treatment Plants treating sewage flow of 474.6 million gallons annually or 1.3 million gallons per day (MGD). For Fiscal Year 2013, the flow will be split with approximately 0.571 MGD treated by the Larremore Plant and 0.729 MGD treated by the FM20 Plant.

Personnel within the Lockhart Wastewater Reclamation System are organized into a team consisting of the Lockhart Operations Manager and three operators. In addition, water plant personnel will assist in the maintenance and repair at the wastewater treatment plants. Serving as facilitators to the team will be the Hays/Caldwell Division Manager and the Operations Manager - Upper Basin located at GBRA's Seguin office. Additional support will be received from the Seguin office in the form of engineering, electrical, purchasing, and administrative functions.

REVENUE SOURCES AND TRENDS

After signing a contract with the City of Lockhart in 1994, GBRA assumed the operation of the City's 1.1 million gallon per day (MGD) wastewater treatment plant. Subsequently in 1999, a new 1.5 MGD plant commenced operation increasing the City's combined wastewater treatment capacity to 2.6 MGD. The contract between the City of Lockhart and GBRA provides that GBRA will bill the City the actual cost of operating the two plants. As a result, revenue is matched to expenses and GBRA does not over-recover nor under-recover the cost of operating the System.

The FY 2013 budget is based on total estimated annual wastewater to be treated of 474,570,000 gallons or 1.3 MGD. Revenue to treat this amount of waste has generally trended upward over the last several years coincident with increases in plant operating costs. However the budgeted FY 2013 operating revenue for the Lockhart Wastewater System is $1,633,088 which is $6,468 or 0.4% less than last year's budget. The principal reason for this decrease relates to a reduction in capital equipment acquisitions of $28,000 from FY 2012 to FY 2013.

CAPITAL ADDITIONS AND OPERATING EXPENDITURES

The combined capital additions, debt service and operating expenditure budget for FY 2013 amounts to $1,634,708 which is $6,408 or 0.4% less than FY 2012. Three of the major operating expenses for the ensuing fiscal year budget are power, chemicals, and biosolids disposal. Chlorine and sulfur dioxide are the primary chemicals required at the Larremore plant in order to properly treat and maintain the discharge in accordance with Texas Commission on Environmental Quality (TCEQ) requirements. Chlorine is required as a disinfectant for the effluent while sulfur dioxide is a de-chlorinating agent. Polymer is used for the dewatering of biosolids at the FM20 plant location. The total chemical budget for FY 2013 is $22,824. Power will also be a major expense due to the operation of two facilities, the Larremore Street lift station, and the use of ultraviolet light as a disinfection process at the FM20 Plant. The power expense budget for the upcoming year amounts to $220,000 which is a $22,292 decrease from the FY 2012 power budget. The total biosolids disposal cost for FY 2013 is estimated at $103,404, which will remain the same as in FY 2012.

In order to meet public service needs through motivated employees, provide advanced training, and maintain and upgrade TCEQ wastewater licenses, personnel will attend various Texas Engineering Extension Service courses. Plant personnel will also conduct in-house training in team building skills, confined space rescue, hazard communication, electrical safety and maintenance, first aid, and CPR. Other training will include computer software and personal development seminars.

Major maintenance expenses for FY 2013 will include $7,500 for repairs to replace gear box and drive unit on the bar screen at FM20 wastewater plant. A stationary dissolved oxygen meter is scheduled to be purchased for the Larremore wastewater plant at a cost of $3,000.

Debt service costs in the form of interest expense and principal repayment on bonds issued in 1996 to construct the FM20 Plant will increase $4,121 during FY 2013. The combined interest expense and principal repayment will be $614,727 for FY 2013. Debt service costs have decreased over the last three years due to a bond refunding which took place in FY 2011 and which lowered the bond interest rate from approximately 4.38% to 1.92%.

FUND BALANCE

Funds for the above listed capital additions and maintenance projects as well as all of the other operating expenditures that are summarized in the following pages will be provided from revenues from the City of Lockhart. Since this system represents a contract operation in which GBRA does not over-recover nor under-recover its costs, the net change in fund balance for FY 2013 is $0.

GUADALUPE-BLANCO RIVER AUTHORITY
WORKPLAN AND BUDGET
FISCAL YEAR ENDING AUGUST 31, 2013

130 - LOCKHART WWTP

	FY 2012 BUDGET	FY 2013 BUDGET	FY 2012-2013 DIFFERENCE
OPERATING REVENUES			
WASTEWATER SERVICES:			
PLANT O&M EXPENSES	936,359	949,202	12,843
ADMINISTRATIVE & GENERAL	66,150	70,779	4,629
CREDIT INTEREST EARNINGS	(360)	(420)	(60)
CREDIT MISC. REVENUES	(260,000)	(260,000)	
CREDIT INT ON I & S FUNDS	(1,200)	(1,200)	
DEBT SERVICE REQUIREMENTS	610,606	614,727	4,121
ADDS. TO PLANT AND EQUIP.	28,000		(28,000)
Total WASTEWATER SERVICES	**1,379,555**	**1,373,088**	**(6,468)**
MISCELLANEOUS INCOME:			
MISCELLANEOUS REVENUES	260,000	260,000	
Total MISCELLANEOUS INCOME	**260,000**	**260,000**	
TOTAL OPERATING REVENUES	**1,639,555**	**1,633,088**	**(6,468)**
OPERATING EXPENSES			
STAFF TECHNICAL ASSISTANCE	16,921	22,936	6,015
SUPERVISION	44,895	47,744	2,848
LABOR	89,125	93,006	3,881
Total OPERATING SALARIES & WAGES	**150,941**	**163,685**	**12,744**
EMPLOYEE EXPENSES & BENEFITS:			
EMPLOYEES' TRAVEL	1,008	1,008	
EMPLOYEE BENEFITS	81,184	86,865	5,681
Total EMPLOYEE EXPENSES & BENEFITS	**82,192**	**87,873**	**5,681**
OPERATING SUPPLIES & SERVICES:			
TRUCK OPERATING EXPENSES	5,952	6,980	1,028
DUES AND MEMBERSHIPS	672	720	48
PUBLICATIONS AND BOOKS	2,400	2,400	
SMALL TOOLS EXPENSE	800	800	
TRACTORS AND EQUIPMENT	360	360	
UNIFORMS AND LAUNDRY	3,252	3,252	
BIOSOLIDS DISPOSAL COSTS	103,404	103,404	
BAD DEBT EXPENSE	500	500	
TRAINING EXPENSES	2,004	2,004	

GUADALUPE-BLANCO RIVER AUTHORITY
WORKPLAN AND BUDGET
FISCAL YEAR ENDING AUGUST 31, 2013

130 - LOCKHART WWTP

	FY 2012 BUDGET	FY 2013 BUDGET	FY 2012-2013 DIFFERENCE
SAFETY & EMERG. EXPENSES	5,736	3,540	(2,196)
SECURITY EXPENSE	2,004	3,600	1,596
POWER AND UTILITIES	242,292	220,000	(22,292)
AUXILLARY POWER EXPENSE	1,668	1,668	
CHLORINE	6,324	6,324	
LIME	120	120	
SULFUR DIOXIDE	3,624	3,624	
POLYMER	12,756	12,756	
LAB SUPPLIES & EXPENSES	50,520	46,200	(4,320)
PROFESSIONAL FEES	28,000	28,000	
INSPECTION FEES	16,248	16,248	
COMMUNICATIONS	6,000	6,000	
OFFICE SUPPLIES & EXPENSES	2,268	2,880	612
COMPUTER SUPPLIES & SERVICE	3,600	3,600	
BANK SERVICE FEES	850	850	
INSURANCE EXPENSE	13,419	13,567	148
MISCELLANEOUS EXPENSES	804	804	
Total OPERATING SUPPLIES & SERVICES	**515,577**	**490,201**	**(25,376)**
MAINTENANCE & REPAIR			
LABOR	49,513	50,795	1,282
MATERIAL	68,716	82,620	13,904
SERVICES	69,420	74,028	4,608
Total MAINTENANCE & REPAIR	**187,649**	**207,443**	**19,794**
TOTAL OPERATING & MAINTENANCE	**936,359**	**949,202**	**12,843**
ADMINISTRATIVE & GENERAL:			
A & G EXPENSES	66,150	70,779	4,629
Total ADMINISTRATIVE & GENERAL	**66,150**	**70,779**	**4,629**
TOTAL OPERATING EXPENSES	**1,002,509**	**1,019,981**	**17,471**
NET OPERATING INCOME	**637,046**	**613,107**	**(23,939)**

GUADALUPE-BLANCO RIVER AUTHORITY
WORKPLAN AND BUDGET
FISCAL YEAR ENDING AUGUST 31, 2013

130 - LOCKHART WWTP

	FY 2012 BUDGET	FY 2013 BUDGET	FY 2012-2013 DIFFERENCE
OPERATING REVENUES	1,639,555	1,633,088	(6,468)
OPERATING EXPENSES	(1,002,509)	(1,019,981)	(17,471)
NET OPERATING INCOME	**637,046**	**613,107**	**(23,939)**
NON-OPERATING REVENUES (EXPENSES)			
INTEREST INCOME:			
INT ON OPERATING FUNDS	360	420	60
INT ON I & S FUND	1,200	1,200	
Total INTEREST INCOME	**1,560**	**1,620**	**60**
INTEREST & BANK FEES:			
INT ON REVENUE BONDS	(66,860)	(55,981)	10,879
Total INTEREST & BANK FEES	**(66,860)**	**(55,981)**	**10,879**
TOTAL NON-OPERATING REVENUES (EXPENSES)	**(65,300)**	**(54,361)**	**10,939**
CHANGE IN NET ASSETS	**571,746**	**558,746**	**(13,000)**
INTERFUND LOANS			
DEBT CAPITAL			
TOTAL FUNDS AVAILABLE	**571,746**	**558,746**	**(13,000)**
PURCHASES OF FIXED ASSETS			
AUTO & HEAVY EQUIPMENT	20,000		(20,000)
MISCELLANEOUS EQUIPMENT	8,000		(8,000)
Total PURCHASES OF FIXED ASSETS	**28,000**		**(28,000)**
WORK IN PROGRESS			
DEBT SERVICE			

GUADALUPE-BLANCO RIVER AUTHORITY
WORKPLAN AND BUDGET
FISCAL YEAR ENDING AUGUST 31, 2013

130 - LOCKHART WWTP

	FY 2012 BUDGET	FY 2013 BUDGET	FY 2012-2013 DIFFERENCE
BONDS PAID	543,746	558,746	15,000
Total DEBT SERVICE	**543,746**	**558,746**	**15,000**
TOTAL FUNDS APPLIED	**571,746**	**558,746**	**(13,000)**
NET CHANGE IN FUND BALANCE			

GUADALUPE-BLANCO RIVER AUTHORITY
WORKPLAN AND BUDGET
FISCAL YEAR ENDING AUGUST 31, 2013

130 - LOCKHART WWTP

	FY 2012 BUDGET	FY 2013 BUDGET	FY 2012-2013 DIFFERENCE
SALARIES & WAGES DETAIL			
STAFF TECHNICAL ASSISTANCE:			
STA- SUPERVISION	9,775	15,367	5,592
STA- CLERICAL	7,146	7,569	423
Total STAFF TECHNICAL ASSISTANCE	**16,921**	**22,936**	**6,015**
SUPERVISION:			
SUPERVISION	44,895	47,744	2,848
Total SUPERVISION	**44,895**	**47,744**	**2,848**
OPERATING LABOR:			
CLERICAL	707	689	(18)
REG- OPERATING LABOR	85,699	88,371	2,672
REG- MISC LABOR		1,234	1,234
OVT- OPERATING LABOR	2,719	2,712	(7)
Total OPERATING LABOR	**89,125**	**93,006**	**3,881**
MAINTENANCE & REPAIR			
M&R-LABOR:			
REG/LBR- OTHER	48,882	50,144	1,262
Total M&R-LABOR	**48,882**	**50,144**	**1,262**
M&R-OVERTIME:			
OVT/LBR- OTHER	631	652	20
Total M&R-OVERTIME	**631**	**652**	**20**
Total MAINTENANCE & REPAIR	**49,513**	**50,795**	**1,282**
WORK IN PROGRESS			
PROJECT DEVELOPMENT			
TOTAL SALARIES & WAGES	**200,454**	**214,480**	**14,026**

GUADALUPE-BLANCO RIVER AUTHORITY
WORKPLAN AND BUDGET
FISCAL YEAR ENDING AUGUST 31, 2013

130 - LOCKHART WWTP

	FY 2012 BUDGET	FY 2013 BUDGET	FY 2012-2013 DIFFERENCE
MAINTENANCE & REPAIR DETAIL			
LABOR:			
REG/LBR- OTHER	48,882	50,144	1,262
OVT/LBR- OTHER	631	652	20
Total LABOR	**49,513**	**50,795**	**1,282**
MATERIAL:			
M&R/MAT- PUMPS	11,664	9,360	(2,304)
M&R/MAT- ENTRANCE STRUCT.	3,000	8,600	5,600
M&R/MAT- METERS/INSTRUMENTAT'N	1,800	4,500	2,700
M&R/MAT- GATES/VALVES	2,520	2,520	
M&R/MAT- AERATION	14,396	14,396	
M&R/MAT- CLARIFIERS	3,888	2,808	(1,080)
M&R/MAT- CHEMICAL FEED SYSTEMS	2,700	2,700	
M&R/MAT- WATER SYSTEM	2,004	2,004	
M&R/MAT- GROUNDSKEEPING	1,608	12,000	10,392
M&R/MAT- TRUCKS	1,500	1,500	
M&R/MAT- MOTORS	3,504	3,504	
M&R/MAT- BUILDING	2,904	2,904	
M&R/MAT- TOOLS & EQUIP.	1,004	1,004	
M&R/MAT- ELECTRICAL	7,404	6,000	(1,404)
M&R/MAT- TRACTOR	600	600	
M&R/MAT- U.V.DISINFECTION	3,204	3,204	
M&R/MAT- BELT PRESS	4,008	4,008	
M&R/MAT- GENERATOR	1,008	1,008	
Total MATERIAL	**68,716**	**82,620**	**13,904**
SERVICES:			
M&R/SER- PUMPS	3,672	3,672	
M&R/SER- ENTRANCE STRUCT.	1,608	3,996	2,388
M&R/SER- METERS/INSTRUMENTAT'N	720	1,200	480
M&R/SER- GATES/VALVES	2,508	2,508	
M&R/SER- AERATION	15,500	11,160	(4,340)
M&R/SER- CLARIFIERS	3,544	3,544	
M&R/SER- CHEMICAL FEED SYSTEMS	2,004	2,004	
M&R/SER- WATER SYSTEM	960	960	
M&R/SER- GROUNDSKEEPING	12,000	17,000	5,000
M&R/SER- TRUCKS	2,988	2,988	
M&R/SER- MOTORS	2,400	2,400	
M&R/SER- BUILDING	2,448	2,988	540
M&R/SER- TOOLS & EQUIP.	960	1,500	540
M&R/SER- ELECTRICAL	4,404	4,404	
M&R/SER- TRACTOR	480	480	

GUADALUPE-BLANCO RIVER AUTHORITY
WORKPLAN AND BUDGET
FISCAL YEAR ENDING AUGUST 31, 2013

130 - LOCKHART WWTP

	FY 2012 BUDGET	FY 2013 BUDGET	FY 2012-2013 DIFFERENCE
M&R/SER- U.V.DISINFECTION	2,196	2,196	
M&R/SER- BELT PRESS	3,828	3,828	
M&R/SER- GENERATOR	7,200	7,200	
Total SERVICES	**69,420**	**74,028**	**4,608**
TOTAL MAINTENANCE & REPAIR	**187,649**	**207,443**	**19,794**

(This page was intentionally left blank)

Lockhart Division
Lockhart Water Treatment Plant System
Operating Plan for Fiscal Year ending 8/31/13

BACKGROUND

The following Work Plan and Budget is based on operating and maintaining the Lockhart Water Treatment Plant, booster station and six water wells. The projected water production for FY2013 is 106.884 MG or 0.293 MGD. Additional water required by the City of Lockhart will be supplied by the Luling Water Treatment Plant and delivered through the Luling/Lockhart Treated Water Delivery System.

The Lockhart Water Plant personnel are organized into a team consisting of the Lockhart Operations Manager and three operators. Personnel from the Lockhart Wastewater Reclamation System will assist in the operations and maintenance of the water plant and ground water system. Serving as facilitators to the team will be the Hays/Caldwell Division Manager and the Operations Manager-Upper Basin both located at GBRA's Seguin office. Additional support will be received from the Seguin office in the form of engineering, electrical, purchasing and administrative functions.

REVENUE SOURCES AND TRENDS

After signing a contract with the City of Lockhart in September 2000, GBRA assumed the operation of the City's 4.0 million gallon per day (MGD) groundwater treatment plant and water wells on October 1, 2000. This contract provides that GBRA does not over-recover nor under-recover the costs of operating the System.

The budget is based on a total estimated annual water treatment of 106,884,000 gallons. The budgeted FY 2013 revenue for the Lockhart Water Treatment Plant System is $573,576, which is $57,573 or 9% less than last year's budget.

CAPITAL ADDITIONS AND OPERATING EXPENDITURES

Due to the nature of the GBRA and City of Lockhart contract, the capital additions and operating expenditure budget for FY 2013 also amounts to $573,576, which is $57,573 less than FY 2012. Two of the major operating expenses for the ensuing fiscal year are for power and chemicals. Chlorine, orthophosphate, and fluoride are the primary chemicals required at the water treatment plant in order to properly treat and maintain the water quality in accordance with Texas Commission on Environmental Quality (TCEQ) requirements. Chlorine is a disinfectant for the water. Orthophosphate is used as a corrosion inhibitor and as such, protects the City's distribution system and assures the delivery of high quality water. Fluoride is added pursuant to Texas Department of Health Dental Hygiene recommendations. The total chemical budget for FY 2013 is $38,196. Power will also be a major expense for the upcoming year amounting to $57,879, which is 4.8% more than the budget for FY 2012.

Personnel will attend various Texas Engineering Extension Service courses in order to provide advanced training and to maintain or upgrade TCEQ water licenses. Personnel will also attend training related to team building skills, confined space rescue, hazard communication, electrical safety and maintenance, first aid, CPR, computer software, and professional development.

Major maintenance expenses for FY 2013 will include the replacement of 2 on-line turbidity meters for the filters, and an on-line chlorine analyzer for $8,300.

FUND BALANCE

Funds for the above listed capital additions and maintenance projects as well as all of the other operating expenditures that are summarized in the following pages will be provided from revenues from the City of Lockhart. Since this division represents a contract operation in which GBRA does not over-recover nor under-recover its costs, the net change in fund balance for FY 2013 is only $420.

GUADALUPE-BLANCO RIVER AUTHORITY
WORKPLAN AND BUDGET
FISCAL YEAR ENDING AUGUST 31, 2013

131 - LOCKHART WTP

	FY 2012 BUDGET	FY 2013 BUDGET	FY 2012-2013 DIFFERENCE
OPERATING REVENUES			
WATER SALES & LAKE OPERATIONS:			
PLANT O&M EXPENSES	505,343	531,341	25,998
ADMINISTRATIVE & GENERAL	40,806	42,235	1,429
ADDS. TO PLANT AND EQUIP.	85,000		(85,000)
Total WATER SALES & LAKE OPERATIONS	**631,149**	**573,576**	**(57,573)**
TOTAL OPERATING REVENUES	**631,149**	**573,576**	**(57,573)**
OPERATING EXPENSES			
STAFF TECHNICAL ASSISTANCE	11,145	12,007	862
SUPERVISION	45,593	47,310	1,717
LABOR	21,077	21,755	678
Total OPERATING SALARIES & WAGES	**77,815**	**81,073**	**3,258**
EMPLOYEE EXPENSES & BENEFITS:			
EMPLOYEES' TRAVEL	1,008	1,008	
EMPLOYEE BENEFITS	50,080	51,834	1,754
Total EMPLOYEE EXPENSES & BENEFITS	**51,088**	**52,842**	**1,754**
OPERATING SUPPLIES & SERVICES:			
TRUCK OPERATING EXPENSES	5,004	5,003	(1)
EQUIPMENT RENTAL	1,800	1,650	(150)
DUES AND MEMBERSHIPS	288	424	136
PUBLICATIONS AND BOOKS	240	240	
SMALL TOOLS EXPENSE	960	960	
TRACTORS AND EQUIPMENT	120	120	
UNIFORMS AND LAUNDRY	1,920	1,920	
TRAINING EXPENSES	2,004	2,004	
SAFETY & EMERG. EXPENSES	1,800	1,800	
SECURITY EXPENSE	4,008	4,008	
POWER AND UTILITIES	55,123	57,879	2,756
CHLORINE	2,112	2,112	
FLOURIDE	924	924	
AMMONIA	2,160	2,160	
ORTHOPHOSPHATE	33,000	33,000	
LAB SUPPLIES & EXPENSES	15,120	15,120	
PROFESSIONAL FEES	8,400	25,800	17,400
INSPECTION/TESTING FEES	9,096	9,380	284

GUADALUPE-BLANCO RIVER AUTHORITY
WORKPLAN AND BUDGET
FISCAL YEAR ENDING AUGUST 31, 2013

131 - LOCKHART WTP

	FY 2012 BUDGET	FY 2013 BUDGET	FY 2012-2013 DIFFERENCE
COMMUNICATIONS	6,000	6,000	
OFFICE SUPPLIES & EXPENSES	2,100	2,100	
COMPUTER SUPPLIES & SERVICE	1,320	2,400	1,080
INSURANCE EXPENSE	12,439	12,705	266
MISCELLANEOUS EXPENSES	1,080	840	(240)
Total OPERATING SUPPLIES & SERVICES	**167,018**	**188,549**	**21,531**
MAINTENANCE & REPAIR			
LABOR	45,838	46,913	1,074
MATERIAL	48,900	56,916	8,016
SERVICES	114,684	105,048	(9,636)
Total MAINTENANCE & REPAIR	**209,422**	**208,877**	**(546)**
TOTAL OPERATING & MAINTENANCE	**505,343**	**531,340**	**25,997**
ADMINISTRATIVE & GENERAL:			
A & G EXPENSES	40,806	42,235	1,430
Total ADMINISTRATIVE & GENERAL	**40,806**	**42,235**	**1,430**
TOTAL OPERATING EXPENSES	**546,149**	**573,576**	**27,427**
NET OPERATING INCOME	**85,000**	**0**	**(85,000)**

GUADALUPE-BLANCO RIVER AUTHORITY
WORKPLAN AND BUDGET
FISCAL YEAR ENDING AUGUST 31, 2013

131 - LOCKHART WTP

	FY 2012 BUDGET	FY 2013 BUDGET	FY 2012-2013 DIFFERENCE
OPERATING REVENUES	631,149	573,576	(57,573)
OPERATING EXPENSES	(546,149)	(573,576)	(27,427)
NET OPERATING INCOME	**85,000**	**0**	**(85,000)**
NON-OPERATING REVENUES (EXPENSES)			
INTEREST INCOME:			
INT ON OPERATING FUNDS	360	420	60
Total INTEREST INCOME	**360**	**420**	**60**
TOTAL NON-OPERATING REVENUES (EXPENSES)	**360**	**420**	**60**
CHANGE IN NET ASSETS	**85,360**	**420**	**(84,940)**
INTERFUND LOANS			
DEBT CAPITAL			
TOTAL FUNDS AVAILABLE	**85,360**	**420**	**(84,940)**
PURCHASES OF FIXED ASSETS			
WORK IN PROGRESS			
WIP-OPERATING	85,000		(85,000)
Total WORK IN PROGRESS	**85,000**		**(85,000)**
DEBT SERVICE			
TOTAL FUNDS APPLIED	**85,000**		**(85,000)**
NET CHANGE IN FUND BALANCE	**360**	**420**	**60**

GUADALUPE-BLANCO RIVER AUTHORITY
WORKPLAN AND BUDGET
FISCAL YEAR ENDING AUGUST 31, 2013

131 - LOCKHART WTP

	FY 2012 BUDGET	FY 2013 BUDGET	FY 2012-2013 DIFFERENCE
SALARIES & WAGES DETAIL			
STAFF TECHNICAL ASSISTANCE:			
STA- SUPERVISION	6,065	6,311	245
STA- CLERICAL	5,080	5,696	616
Total STAFF TECHNICAL ASSISTANCE	**11,145**	**12,007**	**862**
SUPERVISION:			
SUPERVISION	45,593	47,310	1,717
Total SUPERVISION	**45,593**	**47,310**	**1,717**
OPERATING LABOR:			
CLERICAL	464	482	18
REG- OPERATING LABOR	18,384	18,973	589
OVT- OPERATING LABOR	2,229	2,300	72
Total OPERATING LABOR	**21,077**	**21,755**	**678**
MAINTENANCE & REPAIR			
M&R-LABOR:			
REG/LBR- OTHER	45,418	46,479	1,061
Total M&R-LABOR	**45,418**	**46,479**	**1,061**
M&R-OVERTIME:			
OVT/LBR- OTHER	421	434	13
Total M&R-OVERTIME	**421**	**434**	**13**
Total MAINTENANCE & REPAIR	**45,838**	**46,913**	**1,074**
WORK IN PROGRESS			
PROJECT DEVELOPMENT			
TOTAL SALARIES & WAGES	**123,653**	**127,985**	**4,332**

GUADALUPE-BLANCO RIVER AUTHORITY
WORKPLAN AND BUDGET
FISCAL YEAR ENDING AUGUST 31, 2013

131 - LOCKHART WTP

	FY 2012 BUDGET	FY 2013 BUDGET	FY 2012-2013 DIFFERENCE
MAINTENANCE & REPAIR DETAIL			
LABOR:			
REG/LBR- OTHER	45,418	46,479	1,061
OVT/LBR- OTHER	421	434	13
Total LABOR	**45,838**	**46,913**	**1,074**
MATERIAL:			
M&R/MAT- GROUNDSKEEPING	2,268	2,268	
M&R/MAT- STORAGE TANKS	1,968	1,968	
M&R/MAT- CHEM FEED EQUIP	2,196	2,196	
M&R/MAT- MOTORS	8,004	8,004	
M&R/MAT- TOOLS & EQUIP.	1,356	1,356	
M&R/MAT- METERS	5,184	13,200	8,016
M&R/MAT- GATES & VALVES	7,008	7,008	
M&R/MAT- TRUCKS	1,500	1,500	
M&R/MAT- PUMPS	2,004	2,004	
M&R/MAT- STRUCTURE MAINT.	3,744	3,744	
M&R/MAT- ELECTRICAL	3,852	3,852	
M&R/MAT- WELLS	4,608	4,608	
M&R/MAT- WATER LINE	5,208	5,208	
Total MATERIAL	**48,900**	**56,916**	**8,016**
SERVICES:			
M&R/SER- GROUNDSKEEPING	20,004	15,408	(4,596)
M&R/SER- STORAGE TANKS	2,508	1,008	(1,500)
M&R/SER- CHEM FEED EQUIP	2,400	2,400	
M&R/SER- MOTORS	4,908	4,908	
M&R/SER- TOOLS & EQUIP.	1,224	1,224	
M&R/SER- METERS	4,200	4,200	
M&R/SER- GATES & VALVES	3,300	1,500	(1,800)
M&R/SER- TRUCKS	720	720	
M&R/SER- PUMPS	3,876	3,876	
M&R/SER- STRUCTURE MAINT.	3,000	3,000	
M&R/SER- ELECTRICAL	7,200	4,800	(2,400)
M&R/SER- WELLS	55,620	60,000	4,380
M&R/SER- WATER LINE	5,724	2,004	(3,720)
Total SERVICES	**114,684**	**105,048**	**(9,636)**
TOTAL MAINTENANCE & REPAIR	**209,422**	**208,877**	**(546)**

GUADALUPE-BLANCO RIVER AUTHORITY
WORKPLAN AND BUDGET
FISCAL YEAR ENDING AUGUST 31, 2013

131 - LOCKHART WTP

	FY 2012 BUDGET	FY 2013 BUDGET	FY 2012-2013 DIFFERENCE
WIP - OPERATING			
MOTOR CNTRL CNTR AT PS-SERVICE	85,000		(85,000)
Total	**85,000**		**(85,000)**
TOTAL WIP - OPERATING	**85,000**		**(85,000)**

The systems within this division are independent systems. The inclusion of the following Division level consolidation pages is for information purposes only.

GUADALUPE-BLANCO RIVER AUTHORITY
LOCKHART CONSOLIDATED - WORKPLAN AND BUDGET
FISCAL YEAR ENDING AUGUST 31, 2013

	FY 2012 BUDGET	FY 2013 BUDGET	FY 2012-2013 DIFFERENCE
OPERATING REVENUES			
WATER SALES & LAKE OPERATIONS:			
PLANT O&M EXPENSES	505,343	531,341	25,998
ADMINISTRATIVE & GENERAL	40,806	42,235	1,429
ADDS. TO PLANT AND EQUIP.	85,000		(85,000)
Total WATER SALES & LAKE OPERATIONS	**631,149**	**573,576**	**(57,573)**
WASTEWATER SERVICES:			
PLANT O&M EXPENSES	936,359	949,202	12,843
ADMINISTRATIVE & GENERAL	66,150	70,779	4,629
CREDIT INTEREST EARNINGS	(360)	(420)	(60)
CREDIT MISC. REVENUES	(260,000)	(260,000)	
CREDIT INT ON I & S FUNDS	(1,200)	(1,200)	
DEBT SERVICE REQUIREMENTS	610,606	614,727	4,121
ADDS. TO PLANT AND EQUIP.	28,000		(28,000)
Total WASTEWATER SERVICES	**1,379,555**	**1,373,088**	**(6,468)**
MISCELLANEOUS INCOME:			
MISCELLANEOUS REVENUES	260,000	260,000	
Total MISCELLANEOUS INCOME	**260,000**	**260,000**	
TOTAL OPERATING REVENUES	**2,270,704**	**2,206,664**	**(64,041)**
OPERATING EXPENSES			
STAFF TECHNICAL ASSISTANCE	28,066	34,943	6,876
SUPERVISION	90,488	95,054	4,566
LABOR	110,202	114,761	4,559
Total OPERATING SALARIES & WAGES	**228,756**	**244,758**	**16,002**
EMPLOYEE EXPENSES & BENEFITS:			
EMPLOYEES' TRAVEL	2,016	2,016	
EMPLOYEE BENEFITS	131,264	138,699	7,435
Total EMPLOYEE EXPENSES & BENEFITS	**133,280**	**140,715**	**7,435**
OPERATING SUPPLIES & SERVICES:			
TRUCK OPERATING EXPENSES	10,956	11,983	1,027
EQUIPMENT RENTAL	1,800	1,650	(150)
DUES AND MEMBERSHIPS	960	1,144	184
PUBLICATIONS AND BOOKS	2,640	2,640	

GUADALUPE-BLANCO RIVER AUTHORITY
LOCKHART CONSOLIDATED - WORKPLAN AND BUDGET
FISCAL YEAR ENDING AUGUST 31, 2013

	FY 2012 BUDGET	FY 2013 BUDGET	FY 2012-2013 DIFFERENCE
SMALL TOOLS EXPENSE	1,760	1,760	
TRACTORS AND EQUIPMENT	480	480	
UNIFORMS AND LAUNDRY	5,172	5,172	
BIOSOLIDS DISPOSAL COSTS	103,404	103,404	
BAD DEBT EXPENSE	500	500	
TRAINING EXPENSES	4,008	4,008	
SAFETY & EMERG. EXPENSES	7,536	5,340	(2,196)
SECURITY EXPENSE	6,012	7,608	1,596
POWER AND UTILITIES	297,415	277,879	(19,536)
AUXILLARY POWER EXPENSE	1,668	1,668	
CHLORINE	8,436	8,436	
LIME	120	120	
SULFUR DIOXIDE	3,624	3,624	
FLOURIDE	924	924	
AMMONIA	2,160	2,160	
POLYMER	12,756	12,756	
ORTHOPHOSPHATE	33,000	33,000	
LAB SUPPLIES & EXPENSES	65,640	61,320	(4,320)
PROFESSIONAL FEES	36,400	53,800	17,400
INSPECTION/TESTING FEES	25,344	25,628	284
COMMUNICATIONS	12,000	12,000	
OFFICE SUPPLIES & EXPENSES	4,368	4,980	612
COMPUTER SUPPLIES & SERVICE	4,920	6,000	1,080
BANK SERVICE FEES	850	850	
INSURANCE EXPENSE	25,859	26,272	413
MISCELLANEOUS EXPENSES	1,884	1,644	(240)
Total OPERATING SUPPLIES & SERVICES	**682,596**	**678,750**	**(3,846)**
MAINTENANCE & REPAIR			
LABOR	95,351	97,708	2,356
MATERIAL	117,616	139,536	21,920
SERVICES	184,104	179,076	(5,028)
Total MAINTENANCE & REPAIR	**397,071**	**416,320**	**19,248**
TOTAL OPERATING & MAINTENANCE	**1,441,703**	**1,480,542**	**38,839**
ADMINISTRATIVE & GENERAL:			
A & G EXPENSES	106,955	113,014	6,059

GUADALUPE-BLANCO RIVER AUTHORITY
LOCKHART CONSOLIDATED - WORKPLAN AND BUDGET
FISCAL YEAR ENDING AUGUST 31, 2013

	FY 2012 BUDGET	FY 2013 BUDGET	FY 2012-2013 DIFFERENCE
Total ADMINISTRATIVE & GENERAL	106,955	113,014	6,059
TOTAL OPERATING EXPENSES	1,548,658	1,593,556	44,898
NET OPERATING INCOME	722,046	613,107	(108,939)

GUADALUPE-BLANCO RIVER AUTHORITY
LOCKHART CONSOLIDATED - WORKPLAN AND BUDGET
FISCAL YEAR ENDING AUGUST 31, 2013

	FY 2012 BUDGET	FY 2013 BUDGET	FY 2012-2013 DIFFERENCE
OPERATING REVENUES	2,270,704	2,206,664	(64,041)
OPERATING EXPENSES	(1,548,658)	(1,593,556)	(44,898)
NET OPERATING INCOME	**722,046**	**613,107**	**(108,939)**
NON-OPERATING REVENUES (EXPENSES)			
INTEREST INCOME:			
INT ON OPERATING FUNDS	720	840	120
INT ON I & S FUND	1,200	1,200	
Total INTEREST INCOME	**1,920**	**2,040**	**120**
INTEREST & BANK FEES:			
INT ON REVENUE BONDS	(66,860)	(55,981)	10,879
Total INTEREST & BANK FEES	**(66,860)**	**(55,981)**	**10,879**
TOTAL NON-OPERATING REVENUES (EXPENSES)	**(64,940)**	**(53,941)**	**10,999**
CHANGE IN NET ASSETS	**657,106**	**559,166**	**(97,940)**
INTERFUND LOANS			
DEBT CAPITAL			
TOTAL FUNDS AVAILABLE	**657,106**	**559,166**	**(97,940)**
PURCHASES OF FIXED ASSETS			
AUTO & HEAVY EQUIPMENT	20,000		(20,000)
MISCELLANEOUS EQUIPMENT	8,000		(8,000)
Total PURCHASES OF FIXED ASSETS	**28,000**		**(28,000)**
WORK IN PROGRESS			
WIP-OPERATING	85,000		(85,000)
Total WORK IN PROGRESS	**85,000**		**(85,000)**
DEBT SERVICE			

GUADALUPE-BLANCO RIVER AUTHORITY
LOCKHART CONSOLIDATED - WORKPLAN AND BUDGET
FISCAL YEAR ENDING AUGUST 31, 2013

	FY 2012 BUDGET	FY 2013 BUDGET	FY 2012-2013 DIFFERENCE
BONDS PAID	543,746	558,746	15,000
Total DEBT SERVICE	**543,746**	**558,746**	**15,000**
TOTAL FUNDS APPLIED	**656,746**	**558,746**	**(98,000)**
NET CHANGE IN FUND BALANCE	**360**	**420**	**60**

GUADALUPE-BLANCO RIVER AUTHORITY
LOCKHART CONSOLIDATED - WORKPLAN AND BUDGET
FISCAL YEAR ENDING AUGUST 31, 2013

	FY 2012 BUDGET	FY 2013 BUDGET	FY 2012-2013 DIFFERENCE
SALARIES & WAGES DETAIL			
STAFF TECHNICAL ASSISTANCE:			
STA- SUPERVISION	15,840	21,678	5,837
STA- CLERICAL	12,226	13,265	1,039
Total STAFF TECHNICAL ASSISTANCE	**28,066**	**34,943**	**6,876**
SUPERVISION:			
SUPERVISION	90,488	95,054	4,566
Total SUPERVISION	**90,488**	**95,054**	**4,566**
OPERATING LABOR:			
CLERICAL	1,171	1,171	()
REG- OPERATING LABOR	104,083	107,344	3,261
REG- MISC LABOR		1,234	1,234
OVT- OPERATING LABOR	4,947	5,012	64
Total OPERATING LABOR	**110,202**	**114,761**	**4,559**
MAINTENANCE & REPAIR			
M&R-LABOR:			
REG/LBR- OTHER	94,299	96,622	2,323
Total M&R-LABOR	**94,299**	**96,622**	**2,323**
M&R-OVERTIME:			
OVT/LBR- OTHER	1,052	1,086	34
Total M&R-OVERTIME	**1,052**	**1,086**	**34**
Total MAINTENANCE & REPAIR	**95,351**	**97,708**	**2,356**
WORK IN PROGRESS			
PROJECT DEVELOPMENT			
TOTAL SALARIES & WAGES	**324,108**	**342,466**	**18,358**

GUADALUPE-BLANCO RIVER AUTHORITY
LOCKHART CONSOLIDATED - WORKPLAN AND BUDGET
FISCAL YEAR ENDING AUGUST 31, 2013

	FY 2012 BUDGET	FY 2013 BUDGET	FY 2012-2013 DIFFERENCE
MAINTENANCE & REPAIR DETAIL			
LABOR:			
REG/LBR- OTHER	94,299	96,622	2,323
OVT/LBR- OTHER	1,052	1,086	34
Total LABOR	**95,351**	**97,708**	**2,356**
MATERIAL:			
M&R/MAT- GROUNDSKEEPING	13,932	11,628	(2,304)
M&R/MAT- GEN. OFFICE BLDG	3,000	8,600	5,600
M&R/MAT- STORAGE TANKS	3,768	6,468	2,700
M&R/MAT- CHEM FEED EQUIP	4,716	4,716	
M&R/MAT- MOTORS	8,004	8,004	
M&R/MAT- CHLORINATION	14,396	14,396	
M&R/MAT- TOOLS & EQUIP.	5,244	4,164	(1,080)
M&R/MAT- METERS	7,884	15,900	8,016
M&R/MAT- GATES & VALVES	9,012	9,012	
M&R/MAT- TRUCKS	1,500	1,500	
M&R/MAT- PUMPS	3,612	14,004	10,392
M&R/MAT- PROCESS UNIT CLEANING	1,500	1,500	
M&R/MAT- MOTORS	3,504	3,504	
M&R/MAT- ROADS	2,904	2,904	
M&R/MAT- NON-POT WTR SYS.	1,004	1,004	
M&R/MAT- POTABLE WTR SYS.	7,404	6,000	(1,404)
M&R/MAT- STRUCTURE MAINT.	4,344	4,344	
M&R/MAT- U.V.DISINFECTION	3,204	3,204	
M&R/MAT- ELECTRICAL	7,860	7,860	
M&R/MAT- WELLS	4,608	4,608	
M&R/MAT- WATER LINE	5,208	5,208	
M&R/MAT- GENERATOR	1,008	1,008	
Total MATERIAL	**117,616**	**139,536**	**21,920**
SERVICES:			
M&R/SER- GROUNDSKEEPING	23,676	19,080	(4,596)
M&R/SER- GEN. OFFICE BLDG	1,608	3,996	2,388
M&R/SER- STORAGE TANKS	3,228	2,208	(1,020)
M&R/SER- CHEM FEED EQUIP	4,908	4,908	
M&R/SER- MOTORS	4,908	4,908	
M&R/SER- CHLORINATION	15,500	11,160	(4,340)
M&R/SER- TOOLS & EQUIP.	4,768	4,768	
M&R/SER- METERS	6,204	6,204	
M&R/SER- GATES & VALVES	4,260	2,460	(1,800)
M&R/SER- TRUCKS	720	720	
M&R/SER- PUMPS	15,876	20,876	5,000
M&R/SER- PROCESS UNIT CLEANING	2,988	2,988	
M&R/SER- MOTORS	2,400	2,400	

GUADALUPE-BLANCO RIVER AUTHORITY
LOCKHART CONSOLIDATED - WORKPLAN AND BUDGET
FISCAL YEAR ENDING AUGUST 31, 2013

	FY 2012 BUDGET	FY 2013 BUDGET	FY 2012-2013 DIFFERENCE
M&R/SER- ROADS	2,448	2,988	540
M&R/SER- NON-POT. WTR SYS	960	1,500	540
M&R/SER- POTABLE WTR SYS.	4,404	4,404	
M&R/SER- STRUCTURE MAINT.	3,480	3,480	
M&R/SER- U.V.DISINFECTION	2,196	2,196	
M&R/SER- ELECTRICAL	11,028	8,628	(2,400)
M&R/SER- WELLS	55,620	60,000	4,380
M&R/SER- WATER LINE	5,724	2,004	(3,720)
M&R/SER- GENERATOR	7,200	7,200	
Total SERVICES	**184,104**	**179,076**	**(5,028)**
TOTAL MAINTENANCE & REPAIR	**397,071**	**416,320**	**19,248**

GUADALUPE-BLANCO RIVER AUTHORITY
LOCKHART CONSOLIDATED - WORKPLAN AND BUDGET
FISCAL YEAR ENDING AUGUST 31, 2013

	FY 2012 BUDGET	FY 2013 BUDGET	FY 2012-2013 DIFFERENCE
WIP - OPERATING			
MOTOR CNTRL CNTR AT PS-SERVICE	85,000		(85,000)
Total	**85,000**		**(85,000)**
TOTAL WIP - OPERATING	**85,000**		**(85,000)**

Glossary

Term	Description
Acronyms	
A & G	Administrative & General
AACOG	Alamo Area Council of Governments
AEP-TCC	American Electric Power – Texas Central Company (formerly owned by Central Power & Light Company also known as CP&L)
AF	Acre Foot - quantity of water required to cover one acre to a depth of one foot and is equivalent to 43,560 cubic feet of about 326,000 gallons or 1,233 cubic meters.
BOD	Biochemical Oxygen Demand - the quantity of oxygen used in the biochemical oxidation of organic matter in a specified time and at a specific temperature. It is not related to the oxygen requirements in chemical combustion, being determined entirely by the availability of the material as a biological food and by the amount of oxygen utilized by the microorganisms during oxidation.
CAFR	Comprehensive Annual Financial Report
CBOD	Carbonaceous Biochemical Oxygen Demand
CCN	Certificate of Convenience and Necessity issued by TCEQ defines the boundaries of a water or wastewater service area.
CCP	Coleto Creek Park
CCR	Consumer Confidence Report - annual water quality reports or drinking water quality reports that summarize information regarding sources used (i.e., rivers, lakes, reservoirs, or aquifers), any detected contaminants, compliance and educational information. The reports are due to customers by July 1st of each year.
CFSA	Consolidated Farm Service Agency
CPE	Comprehensive Performance Evaluation
CRWA	Canyon Regional Water Authority
EDU	Equivalent Dwelling Unit
EPA	Environmental Protection Agency
F/T	Refers to a Full Time employee
FEMA	Federal Emergency Management Agency
FY	Fiscal Year - The twelve-month period between settlements of financial accounts.
GAAP	Generally Accepted Accounting Principles is a guide to help finance directors and others improve governmental financial reporting.
Gal.	A liquid measure, equal to four quarts (231 cubic inches).
GBRA	Guadalupe-Blanco River Authority
GFOA	Government Finance Officers Association
GIS	Geographic Information System
GPP	Guadalupe Power Partners, LTD
GPS	Geographic Positioning System - It is an instrument used to calculate geographic locations on the ground from a satellite.

Glossary

Term	Description
GUADCO MUD	Guadalupe County Municipal Utility District
GVEC	Guadalupe Valley Electric Cooperative
GVHD	Guadalupe Valley Hydro Division
H-4	Hydro Electric Dam #4
H-5	Hydro Electric Dam #5
HDQTRS	Headquarters
HUD	Housing And Urban Development
IFIM	Instream Flow Incremental Methodology
IH	International Harvester
K W H	Kilowatt Hour, a unit of electrical energy or work, equal to that done by one kilowatt acting for one hour.
KV	Kilovoltage
L. O. I.	Letter of Intent
LWRA	Lakewood Recreation Area
M	A Roman Numeral for a mathematical unit of measure equaling one thousand (1000).
M & R	Maintenance & Repair
MGD	Million Gallons per Day
MUD	Municipal Utility District
N. T. U.	Nephelometric Turbidity Units - Nephelometric is a unit of measure. Turbidity can be determined for any water sample that is free of debris and rapidly settling course sediments.
NBU	New Braunfels Utilities
NRCS	Natural Resources Conservation Service
NWRA	National Water Resources Association
OP	Relating to operating equipment
OVT	Overtime
P. D.	Project Development
P/T	Refers to a Part Time employee
P/U	Pick Up Truck
PC	Public Communications
PEC	Perdenales Electric Cooperative
PLWTP	Port Lavaca Water Treatment Plant
POC	Port O'Connor - abbreviation of a city in Texas
PUC	Public Utilities Commission
RFI'S	Request For Information - a Public Communication function answering requests from inquiring people outside the river authority.
RTU	Remote Terminal Unit – used to transmit data via radio between remote locations and the central control room.
RW	Rural Water
RWDS	Raw Water Delivery System
RWS	Rural Water System

Glossary

Term	Description
S.B. OR SB-#1	Relating to any Senate Bill affecting river authorities or relating to a specific bill number.
SCADA	Supervisory Control and Data Acquisition
SCS	Soil Conservation Service
SISD	Seguin Independent School District
SMRWDS	San Marcos Raw Water Delivery System
STA.	Staff Technical Assistance
SWB	Salt Water Barrier - a fabricated-dam constructed of heavy gauge rubber placed near the mouth of a river near the ocean to keep salt water from infecting fresh water.
TAES	Texas Agricultural Extension Service
TCEQ	Texas Commission on Environmental Quality
TEEX	Texas Engineering Extension Service
TOC	Total Organic Carbon
TP-4	Texas Power Dam #4
TPWD	Texas Parks and Wildlife Department
TSS	Total Suspended Solids
TWCA	Texas Water Conservation Association
TWDB	Texas Water Development Board
TWUA	Texas Water Utilities Association
TWUA-LAS	Texas Water Utilities Association Laboratory Analyst Section
VOE	Vocational Office Education
VSS	Volatile Suspended Solids
W. A.	Work Authorizations
WAN	Wide Area Network
WDS	Water Delivery System
WIP	Work In Progress
W/S	Water Sales
WSC	Water Supply Corporation
WTP	Water Treatment Plant
WWR	Waste Water Reclamation
WWT	Waste Water Treatment
WWTP	Waste Water Treatment Plant
	Waste Water Treatment
Definitions	Waste Water Treatment Plant
ACRE FOOT	(AC-FT. ac
ADMINISTRATIVE	An organiza strategic pla
AMORTIZATION	The systematic reduction of a debt according to a stated maturity or redemption schedule.
AQUATIC	Growing or living in or upon water, such as plants and/or animals.
ARBITRAGE	The gain that may be obtained by borrowing funds at tax-exempt

Glossary

Term	Description
	rates and investing those funds at taxable rates.
BOND	A debt obligation to repay principal and interest on specified future dates.
BOND COUNSEL	The bond counsel is a law firm which specializes in municipal and tax law. The bond counsel provides its legal opinion that assures investors that the debt being issued represents a valid and legally binding contract.
BOND INSURER	A bond insurer unconditionally guarantees bondholders the timely payment of all principal and interest in return for a single premium payment upon the sale of the debt.
BOND ISSUANCE COSTS	The costs incurred by the bond issuer during the planning, marketing and sale of a bond issue.
CAPITAL APPRECIATION BOND	A bond that does not have an interest rate but rather is sold at a deep discount yielding a return that is the difference between the bond sale price and the bond redemption value.
CHLORAMINE	Compound of chlorine and ammonia used as a primary disinfecting agent in water treatment process.
CHLORINE	A chemical applied to water for purposes of disinfecting
CLEAN RIVERS PROGRAM (CRP)	A program coordinated with Texas Natural Resources Conservation Commission (TNRCC) to work with river authorities to monitor and survey water quality issues within each river basin and specific to that river basin.
DAM	A structure of earth, rock or concrete designated to impound the flow of a river or stream and form a basin, pond, lake, or reservoir.
DEBT	An organization's overall debt burden and its capital improvement planning program.
DEBT SERVICE	Principal and interest requirements on an outstanding bond.
DEBT SERVICE RESERVE FUND	A fund used to pay debt service if pledged revenues are insufficient to make the required payments as they become due.
DEFEASANCE	A legal defeasance requires the establishment of an irrevocable trust with sufficient cash or U.S. Government securities to pay all principal and interest through the bond call date.
DEPRECIATION	Reduction of an asset's original cost by a fixed percentage based on its estimated life.
DISCOUNT	The difference between a bond's par value and its sale price when the latter is less than par.
ECONOMIC	An organization's service base diversity.
EDWARDS AQUIFER	A limestone geologic formation located in central Texas that contains sufficient saturated permeable material to yield significant quantities of water to wells and springs.
EFFLUENT	Wastewater or other liquid, partially or completely treated, or in natural state, flowing out of a reservoir, basin, treatment plant or part thereof.

Glossary

Term	Description
ENTERPRISE FUNDS	Enterprise funds are used to account for operations (a) that are financed and operated in a manner similar to private business enterprises – where the intent of the governing body is that the costs (expenses, including depreciation) of providing goods or services to the general public on a continuing basis be financed or recovered primarily through user charges; or (b) where the governing body has decided that periodic determination of revenues earned, expenses incurred, and/or net income is appropriated for capital maintenance, public policy, management control, accountability, or other purposes.
ENVIRONMENTAL SAMPLES	The collection of material that influences the conditions affecting the life and development of an organism in water.
EXPENSE	Costs that have been incurred in the process of producing revenue.
FINANCIAL ADVISOR	A financial advisor provides expertise to the debt issuer in matters of alternative financial structures, the marketing and sale of the debt and the preparation of disclosure documents.
FLOW	The rate of water discharged from a source given in volume with respect to time.
FUNDS	Sum of money available after all revenue and other sources of money are received less expenses and other uses of funds are paid.
GENERAL COUNSEL	In-house general counsel advises the GBRA Board of Directors and GBRA management and staff on a wide range of legal issues related to corporate and regulatory matters.
GROUND WATER	Water obtained from subsurface sources, such as sands and gravel or porous of fractured rocks.
HEXANE	A solvent used to extract oils, fats, and greases from water samples in the analysis for those constituents.
HYDROELECTRIC PLANT	Electricity generation using stream flow or reservoir releases to turn turbines and generators in a plant located in a dam.
INFLOW AND INFILTRATION	Refers to the quantities of water that enter the sewer system either from the ground through such means as defective pipes, pipe joints, connections, manholes or other sources of entry such as, but not limited to roof leaders, cellar drains, yard drains, area drains, drains from springs and swampy areas, catch basins, cooling towers, storm waters, surface runoff, street wash waters, or drainage.
ION CHROMATOGRAPH	An instrument used to detect and measure the ions in water.
KIDFISH	Program created by the river authority to interact children with parents on a fishing outing.
MAINTENANCE	The upkeep necessary for efficient operations of physical properties. It involves labor and materials but is not to be confused with replacement or retirement.
MONITORING	The measurement, sometimes continuous, of water or wastewater quality.

Glossary

Term	Description
OPTIMIZATION	The concept of operating a water treatment plant to produce a higher quality of treated water than is required by current regulations.
PAYING AGENTS/REGISTRARS	A paying agent receives from the issuer funds for periodic debt service payments and disburses these funds to bondholders. The registrar maintains a record of bond ownership so that timely payments may be made to those bondholders.
PEAK	The maximum momentary quantity placed on a water or wastewater plant, pumping station, or on an electric generating plant.
pH	Natural waters have a pH typically between 6.5-8.5. The concentration is the mass of hydrogen ions, in grams per liter of solution.
POTABLE WATER SUPPLY FACILITIES	A facility that treats raw water making it drinkable for the public.
POTASSIUM PERMANGANATE	A disinfectant used when necessary to improve taste and odor of the finished water. Also, a controlling agent to prevent biological growth in transmission pipes.
RATING AGENCY	A rating agency is a private corporation that assigns a creditworthiness rating to new bond issues upon their review of financial disclosures provided by the issuer.
RAW WATER	Water obtained from natural sources such as streams, reservoirs and wells; always contains impurities in forms of suspended or dissolved material or organic matter and as dissolved gases acquired from contact with earth and atmosphere.
RECLAMATION	The process of recovering water to a quality where it can be reused.
RESERVOIR	A pond, lake, or basin, either natural or artificial, for the storage, regulation, and control of water.
REVENUE	Gross increase in capital attributable to business activities resulting from the sale of merchandise, performance of services, rental of property, and other activities entered into for the purpose of earning income.
RIVER BASIN	Total area drained by a river and its tributaries.
SLUDGE	The accumulated solids separated form liquids, such as water or wastewater during processing, or deposits on bottoms of streams or other bodies of water.
SOURCES OF FUNDS	Money received from bank loans, bond issuance, or inter-department loans.
SUBORDINATION RATE	Rate we charge when allowing another water user to get a state water rights permit predicated on the non-use of one of GBRA's water rights permits.
SURFACE WATER	Natural sources, such as rivers and lakes
TEXAS WATCH	A volunteer program to monitor the quality of a body of water.
TRANS-TEXAS	A regional plan to study the transfer of water from one river basin to another.

Glossary

Term	Description
TRICKLING FILTER	A treatment process unit consisting of an artificial bed of coarse material, such as broken stone, clinkers, slate, slats, brush or plastic materials, over which wastewater is distributed or applied in drops, films, or spray from troughs, drippers, moving distributors or fixed nozzles and trough which it trickles to the underdrains, giving opportunity for the formation of slimes that clarify and oxidize the wastewater.
TRUSTEE	A trustee represents the interest of bondholders in debt financing. The role of the trustee is to monitor the collection, investment and timely repayment of funds identified in the debt financing.
UNDERWRITER	An underwriter is a municipal securities dealer that purchases a new municipal bond issue for resale to investors.
UNDERWRITER COUNSEL	An underwriter counsel is a law firm specializing in municipal and tax law that represents the interests of the underwriter during the structuring of a financing.
USES OF FUNDS	Money spent toward the purchase fixed assets, project development, work in progress, inter-fund loan payments, or outside debt payments.
WASTEWATER	Flow of used water from a community. It may be a combination of the liquid and water-carried wastes from residences, commercial building, industrial plants, and institutions, together with any groundwater, surface water and storm-water that may be present.
WATER CONSERVATION	In its broadest use the protections, development, and efficient management of water resources for beneficial purposes. Measures that are intended to improve water use efficiency, increase water reuse and recycling, or minimize the waste of water so that water supplies are conserved and made available for future and alternative uses.
WATER QUALITY	Fitness of water for use, being affected by physical, chemical, and biological factors.
WATER RIGHTS	A legally protected right, granted by the law, to take possession on water occurring in a water supply and to divert the water and put it to beneficial use.
WORKING CAPITAL	The amount of current assets that exceeds current liabilities.

Index

A

Acronyms ..... Section M, 1-3
Authorized Spending Levels - Budgeted Purchases 39
Authorized Spending Levels - Non-Budgeted Purchases 40

B

Board of Directors 36
Buda Waste Water Treatment Plant ..... Section E, 84-92
Budget Calendar 34
Budget Formats 14-15
Budget Process Overview 33

C

Calhoun Canal System ..... Section E, 59-74
Calhoun County Rural Water Supply Division ..... Section H, 1-20
Canyon Hydroelectric Division ..... Section K, 1-17
Canyon Park Waste Water Treatment Plant ..... Section D, 21-30
Capital Improvements Summary Section 81-112
Coleto Creek Division ..... Section I, 1-44
Coleto Creek Recreation System ..... Section I, 19-32
Coleto Creek Reservoir System ..... Section I, 9-18
Comal Trace Subdivision Water Distribution System ..... Section F, 5-40
Consolidated Funds ..... Section A, 1-43
Cordillera Waste Waster Treatment Plant System ..... Section F, 27-34
Cordillera Water Distribution System ..... Section F, 19-26

D

Debt Information 69
Debt Obligations and Debt Amortization Schedules 70-80
Dedication to Customers 29
Deferred Items 110-111
Definitions ..... Section M, 4-8
District Demographics 26-27
Division Goals & Objectives
- Calhoun County RWS Division ..... Section H, 4-5
- Canyon Hydroelectric Division ..... Section K, 4-5
- Coleto Creek Division ..... Section I, 5-6
- GBRA Organization ..... Section A, 1-2

Division Goals & Objectives *(continued)*

Index

General Division ..... Section B, 4-11
Guadalupe Valley Hydroelectric Division ..... Section C, 4-5
Lockhart Division ..... Section L, 5-7
Luling WTP Division ..... Section J, 4-5
Port Lavaca WTP Division ..... Section G, 4-5
Rural Utilities Division ..... Section D, 4-8
Water Resources Division ..... Section E, 9-14
Western Canyon ..... Section F, 5-8
Division Level Consolidations *(for information purposes only)*
Coleto Creek Division ..... Section J, 29-40
Lockhart Division ..... Section M, 29-39
Rural Utilities Division ..... Section D, 69-80
Water Resources Division ..... Section E, 92-122
Western Canyon Division ..... Section F, 55-63
Dunlap Waste Water Treatment Plant ..... Section D, 31-44

E

Expense Charts
Calhoun County RWS Division ..... Section H, 7
Canyon Hydroelectric Division ..... Section K, 8
Coleto Creek Division ..... Section I, 8
Consolidated ..... Section A, 4
General Division ..... Section B, 13
Guadalupe Valley Hydroelectric Division ..... Section C, 7
Lockhart Division ..... Section L, 10
Luling WTP Division ..... Section J, 7
Port Lavaca WTP Division ..... Section G, 7
Rural Utilities Division ..... Section D, 10
Water Resources Division ..... Section E, 16
Western Canyon Division ..... Section F, 10

F

Financial Details
Calhoun County RWS Division ..... Section H, 9-20
Canyon Hydroelectric Division ..... Section K, 9-17
Coleto Creek Division ..... Section I, 9-44
Consolidated ..... Section A, 5-43
General Division ..... Section B, 15-24
Guadalupe Valley Hydroelectric Division ..... Section C, 9-22
Lockhart Division ..... Section L, 11-38
Luling WTP Division ..... Section J, 9-17

Financial Details *(continued)*

Index

Port Lavaca WTP Division ..... Section G, 9-20
Rural Utilities Division ..... Section D, 11-80
Water Resources Division ..... Section E, 17-122
Western Canyon Division ..... Section F, 11-63
Financial Goals 7-8
Financial Policies 6-7
Financial Resources Priority – Strategic Objectives 19
Financial Summary 49-52
Financial Summary Section 49-80
Financial Trend Graph 53

G

GBRA Community Involvement 28
GBRA District Demographics 26-27
GBRA Operational Chart 25
GBRA Organizational Chart 35
General & Statistical Summary Section 1-34
General Division ..... Section B, 1-24
General Information 24
Glossary ..... Section M, 1-7
Guadalupe Valley Hydroelectric Division ..... Section C, 1-22

H

Historical Operating Expense Graphs 59
Historical Operating Revenue Graphs 56-58
Historical Review 4
Human Resource Policy – Strategic Objectives 18

I

Interfund Trend Data and Graph 54

Introductions
Calhoun County RWS Division ..... Section H, 1
Canyon Hydroelectric Division ..... Section K, 1
Coleto Creek Division ..... Section I, 1-2
General Division ..... Section B, 1
Guadalupe Valley Hydroelectric Division ..... Section C, 1
Lockhart Division ..... Section L, 1-2
Luling WTP Division ..... Section J, 1
Introductions (*continued)*

Index

Port Lavaca WTP Division ..... Section G, 1
Rural Utilities Division ..... Section D, 1
Water Resources Division ..... Section E, 1-5
Western Canyon Division ..... Section F, 1

L

List of Principal Customers 30
Lockhart Division ..... Section L, 1-38
Lockhart Water Treatment Plant ..... Section L, 21-28
Lockhart Waste Water Treatment Plant ..... Section L, 11-20
Luling Water Treatment Plant Division ..... Section J, 1-17

M

Major Elements 8-14
Management Team 36
Map of River Basin 22
Mission, Goals and Objectives 5
Mission Statement 16

N

Northcliffe Waste Water Treatment Plant ..... Section D, 45-52

O

Operating Statistics 31-32
Organizational Charts
Calhoun County RWS Division ..... Section H, 2
Canyon Hydroelectric Division ..... Section K, 2
Coleto Creek Division ..... Section I, 3
GBRA Operational Chart 25
GBRA Organizational Chart 35
General Division ..... Section B, 2
Guadalulpe Valley Hydroelectric Division ..... Section C, 2
Lockhart Division ..... Section L, 3
Luling WTP Division ..... Section J, 2

Organizational Charts *(continued)*
Port Lavaca WTP Division ..... Section G, 2

Index

Rural Utilities Division ..... Section D, 2
Water Resources Division ..... Section E, 6
Western Canyon Division ..... Section F, 2
Organization and Staff 8

P

Program Narrative 1-15
Port Lavaca Water Treatment Plant Division ..... Section G, 1-20
Project and Program Development –Strategic Objectives 20-21
Public Communication and Education Priority – Strategic Objectives 17

R

Rates and Rate Structures 15, 60-68
Regional Laboratory System ..... Section E, 47-58
Revenue Charts
Calhoun County RWS Division ..... Section H, 6
Canyon Hydroelectric Division ..... Section K, 7
Coleto Creek Division ..... Section I, 7
Consolidated ..... Section A, 3
General Division ..... Section B, 12
Guadalupe Valley Hydroelectric Division ..... Section C, 6
Lockhart Division ..... Section L, 9
Luling WTP Division ..... Section J, 6
Port Lavaca WTP Division ..... Section G, 6
Rural Utilities Division ..... Section D, 9
Water Resources Division ..... Section E, 15
Western Canyon Division ..... Section F, 9
Rural Utilities Division ..... Section D, 1-94

S

San Marcos Water Treatment Plant ..... Section E, 75-83
Shadow Creek Wastewater Reclamation Facility System ..... Section D, 11-20
Springs Hill Waste Water Treatment Plant ..... Section D, 53-60
Staffing and Compensation Tables 41-48

Index

Staffing Summary and Charts
- Calhoun County RWS Division ..... Section H, 3
- Canyon Hydroelectric Division ..... Section K, 3
- Coleto Creek Division ..... Section I, 4
- Consolidated 37-38
- General Division ..... Section B, 3
- Guadalulpe Valley Hydroelectric Division ..... Section C, 3
- Lockhart Division ..... Section L, 4
- Luling WTP Division ..... Section J, 3
- Port Lavaca WTP Division ..... Section G, 3
- Rural Utilities Division ..... Section D, 3
- Water Resources Division ..... Section E, 7-8
- Western Canyon Division ..... Section F, 3

Statistical Data 23
Sunfield WWTP Division ..... Section D, 61-68

T

Types of Operating Systems 55

V

Vision and Values ..... Inside Cover

W

Water Resources Division ..... Section E, 1-122
Water Sales System ..... Section E, 17-46
Wimberley Waste Water Treatment Plant ..... Section D, 65-73
Western Canyon Division ..... Section F, 1-63
Western Canyon Water Treatment Plant System ..... Section F, 11-18